26th Session of the Asia and Pacific Plant Protection Commission

31 Aug – 4 Sept 2009

Phyu Phyu Lwin
Senior Entomologist
Plant Protection Division
Myanma Agriculture Service
Yangon, Myanmar.

General Information

- 676,000 sq km & 57.5 Million Population.
- Pest incidence: 1-3% (Insect, Disease, Weed and Rodent).
- Major Crop: Rice 6.5 million ha, Sesame 3.0 million ha, Groundnut 0.5 million ha, Pulses 1.5 million ha, Cotton 0.14 million ha and Sunflowers 0.12 million ha.
- Export commodities: Pulses, Maize, Oil Seed Crops, Timber , etc
- Agriculture contribute: 36 % of GDP

ORGANISATIONAL CHART OF THE MINISTRY OF AGRICULTURE & IRRIGATION

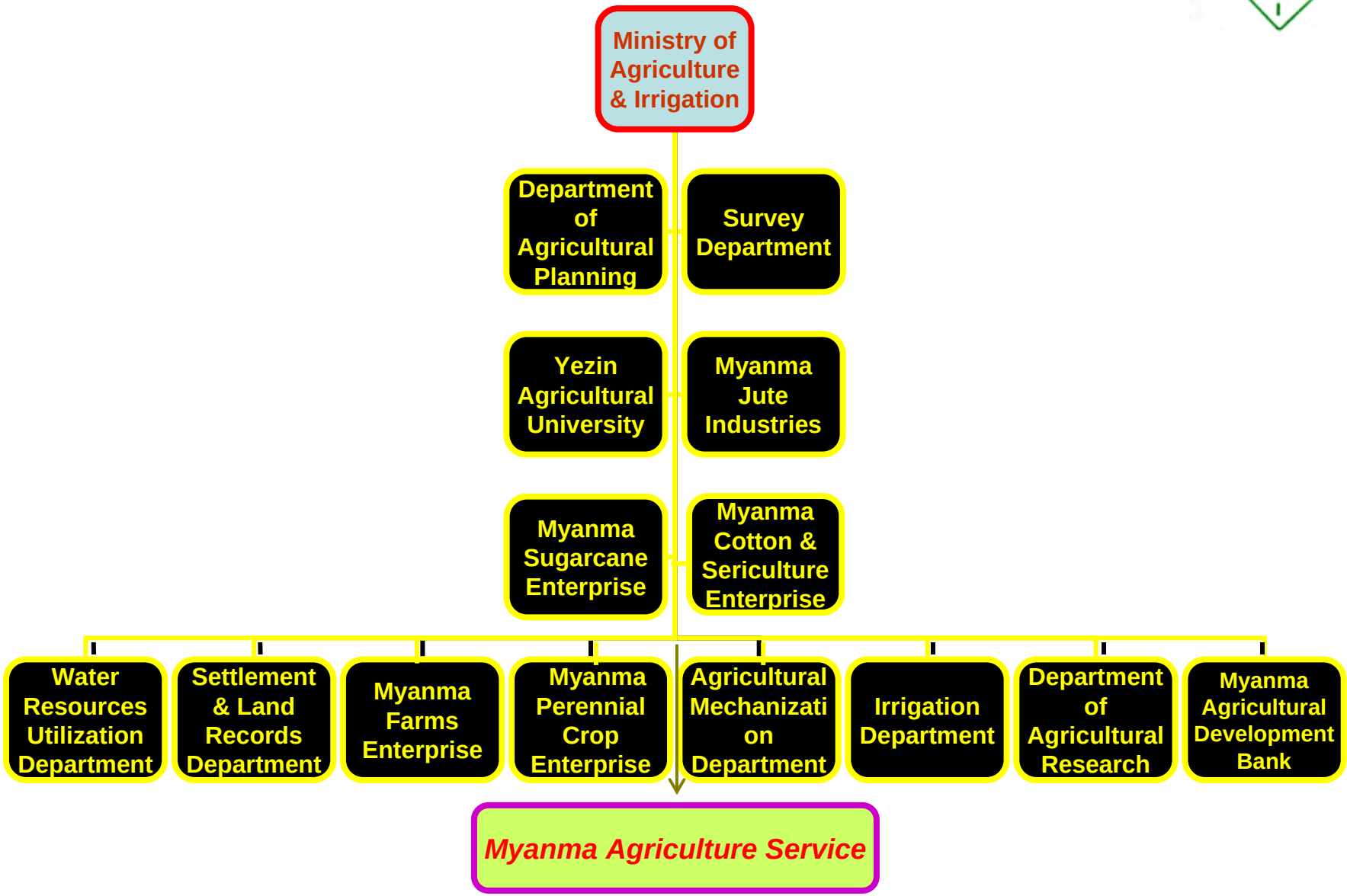

STRUCTURE OF MYANMA AGRICULTURE SERVICE

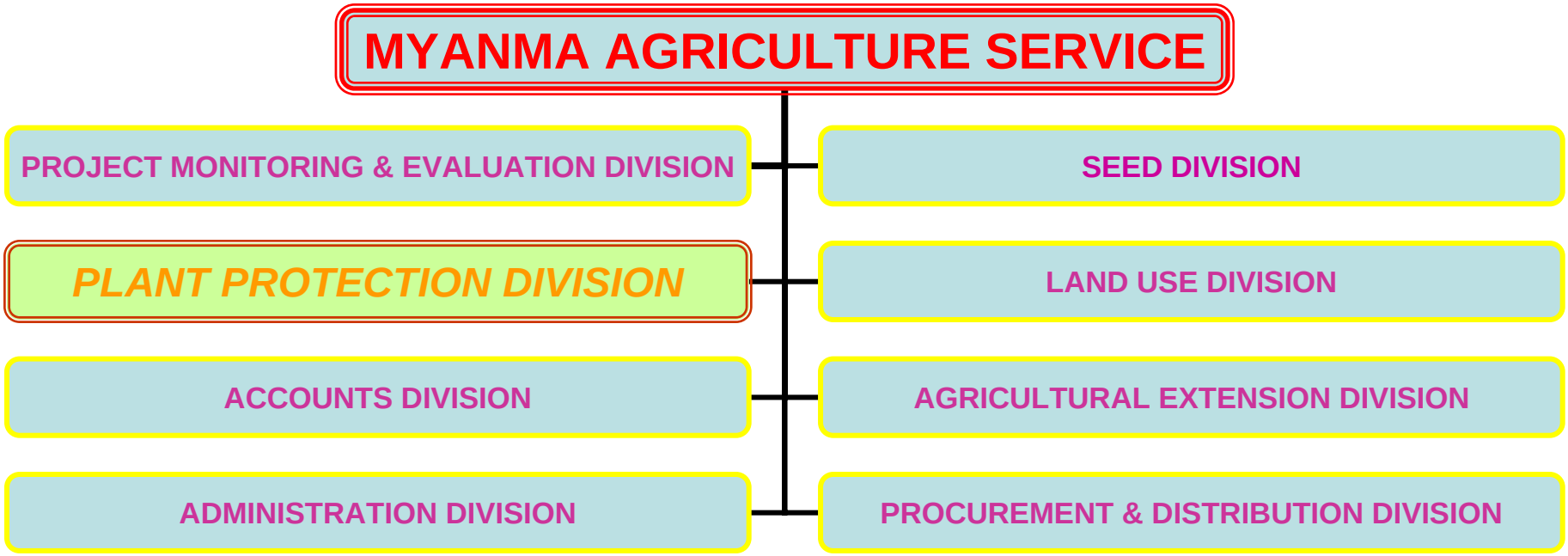

ORGANIZATION CHART OF PLANT PROTECTION DIVISION

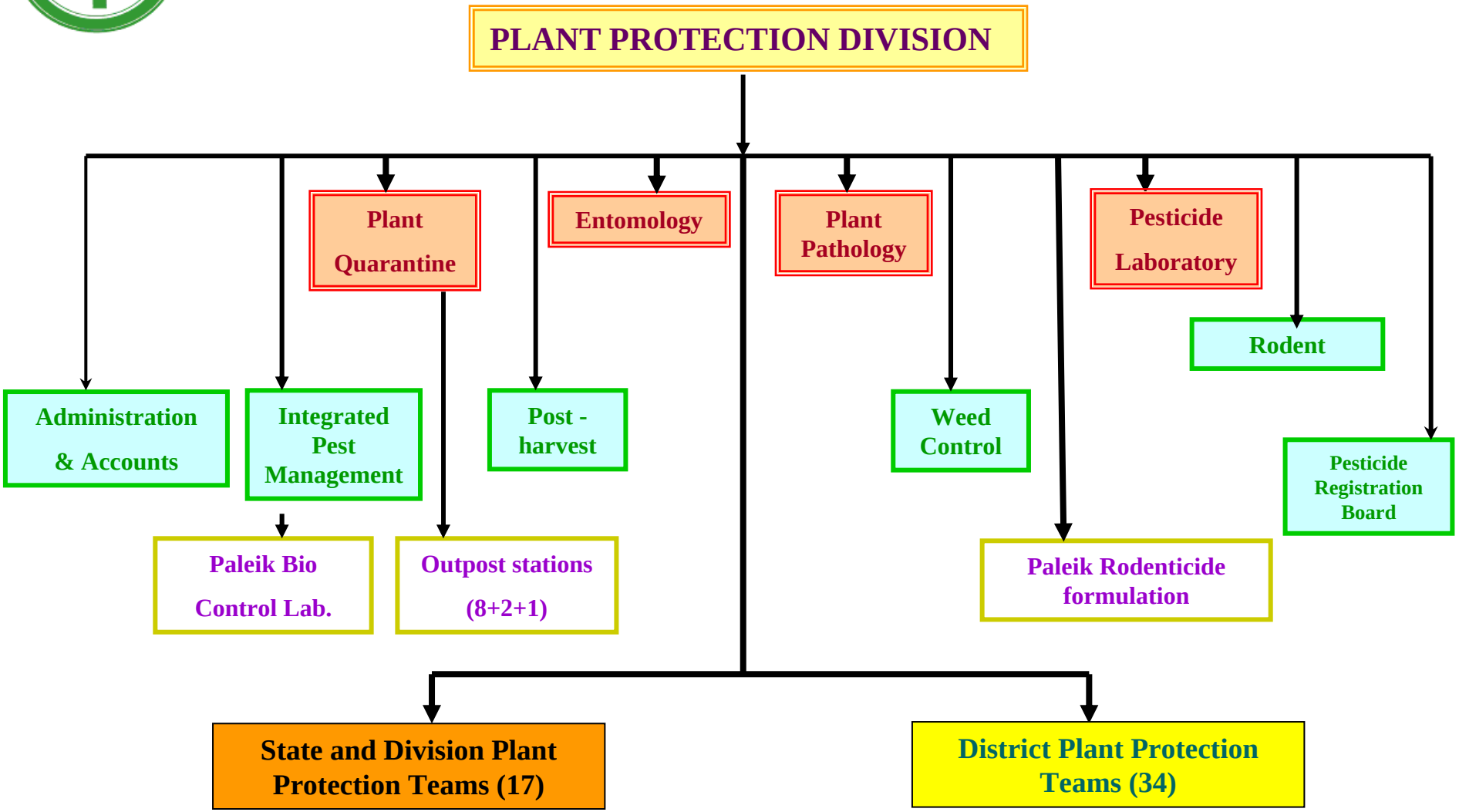

- **Contact Address:**

Mr. Aye Tun
Head of Plant Protection Division
Myanma Agriculture Service
West Gyogone, Insein, Yangon, P.O.11011
Myanmar.
Phone:95-1-644214
Fax:95-1-644019
E:mail _ ppmas.moai@mptmail.net.mm

Plant Quarantine

- **Plant Pests Quarantine Law: 1993**
  (Review Existing Regulation, Dec: 2006).

- **Imports : Seeds, Fruits (Grapes, Orange, Apple, Longan etc.), Ornamental Plants and Orchid Plants, Myawaddy Check Point.**

- **Export : Rice, Peas and Beans, Timber and Sesame.**
  Others : Turmeric finger, Tamarind, Jaggery powder
  Land Border : Onion, Betel leaf and nut.

- **Export country : Singapore, Malaysia, Korea, UAE, India, Japan, China, Thailand, Australia**
  Timber products - Europe
  Timber log - India, China
  Ratten-ware - Europe

Plant Quarantine

- Plant Quarantine Inspection Office : 2
  International Airports(Yangon and Mandalay)
- Entry Points of Land Border Areas : 8
- Seaport : 1
- Electronic Certification: Started Issue In
  Dec 2002. (PC and IC)

2008 – 2009 PC = (25345)

Plant Quarantine Inspection Offices

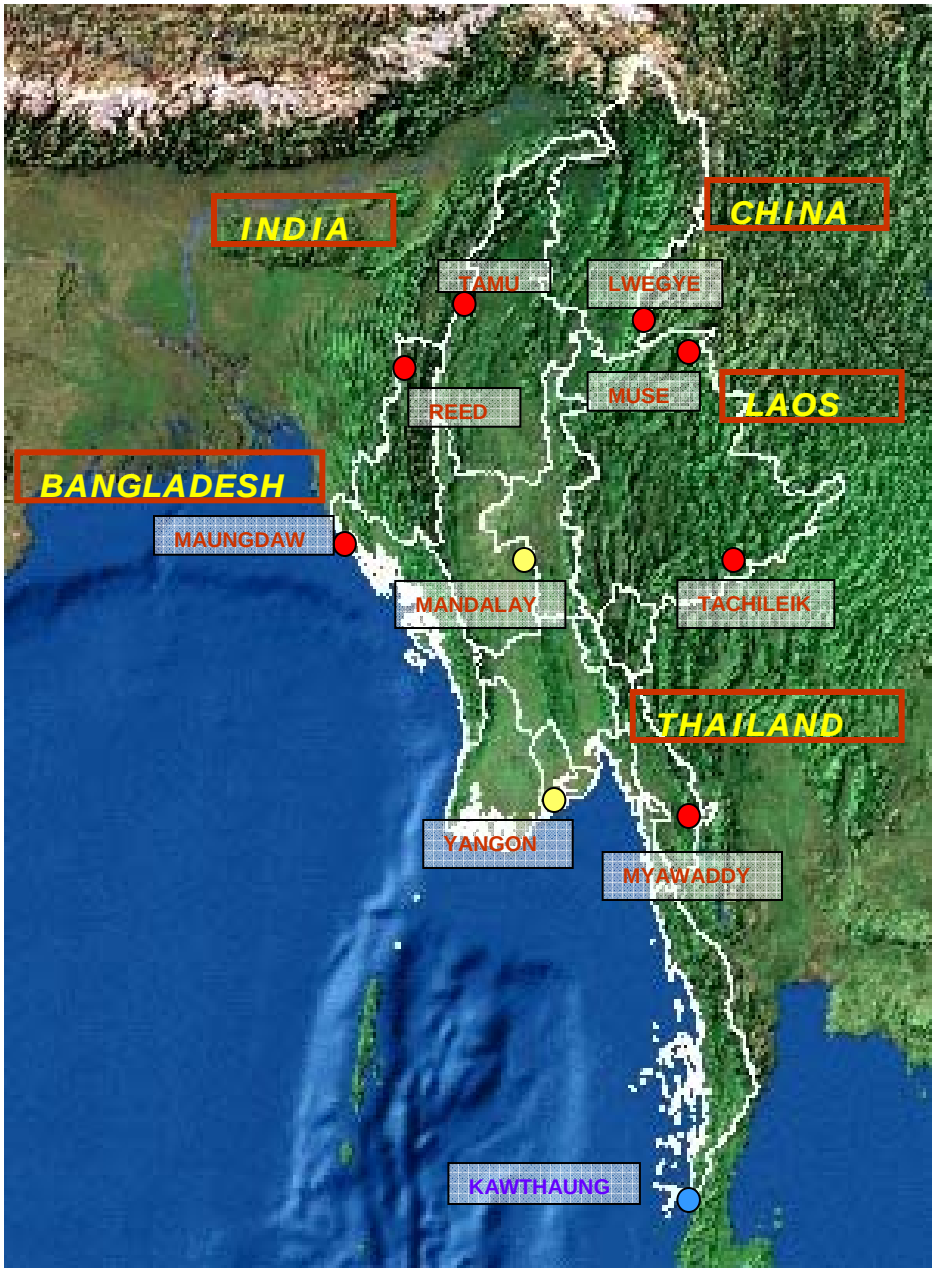

SEAPORT (1)

AIRPORT (2)

LAND BORDER STATION (7)

State and Division Plant Protection Teams (17)

District PP Teams (34) , Quarantine Stations (10)

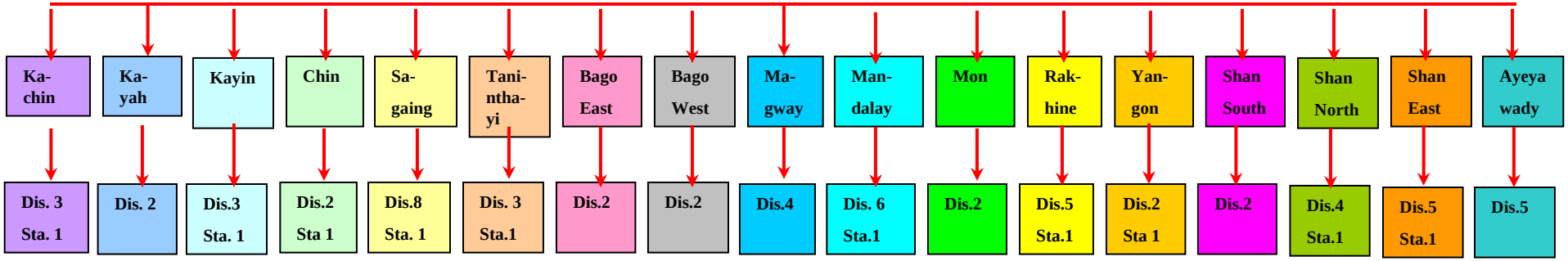

- PRA
- ISPM – 15
- Pest Free Area

→ Just started but lack of well trained persons.

IPPC Contracting Parties: May, 2006.

Surveillance, Pest Outbreak and Invasive species Management

- 61 technical teams: State, Division, District Levels and Inspection Offices,
- Government Supports: Survey Programs.
- Existing Pest Lists
- No Pest Incidence: Last 2 years

Pest Management

- National IPM : Steering committee : 1999
- Main crop : Paddy and Pulses
- Bio – Pesticides and Plant Derivatives : Neem.
- Pesticides Use : Cotton, Pulses, Vegetables and others.
- Farmer Field School : 2000-2005

  (IPM training – over 900 Farmers at 29 Places).

IPM activities

- Promotion of Environment Friendly Insecticides : Biopesticide & Neem.
- Adoption of IPM Approaches.
- Disposal Methods. (Obsolete)
- GAP

Pesticides Management

- Pesticide Law : 1990.
- Pesticide Law Procedures : 1991.
- Pesticide Registration Board : 1992
  (10 Members)
- Key Pesticides : OC (Endo)
  OP
  Carbamate
  Synthetic Pyrethroids
  Antibiotics and
  Bio-pesticides

Herbicides

Group and Categories	2001 MT	2002 MT	2003 MT	2004 MT	2005 MT	2006 MT	2007 MT	2008 MT
Herbicides, Total	125	100	112	192	252	500	430	351
Phenoxy Products	60	20	20	46	25	131	55	139
Triazine					3	7		
Ureas	-	-	-	-	-	40	3	-
Bipiridil	-	20	-	20	-	20	-	-
Uracil	-	-	-	20	-	-	-	-
Others	65	60	92	106	224	302	372	212

Fungicides

Group and Categories	2001 MT	2002 MT	2003 MT	2004 MT	2005 MT	2006 MT	2007 MT	2008 MT
Fungicides ,Total	373	523	348	683	1155	2036	1534	1335
Inorganic	44	43	20	40	233	315	433	311
Dithiocarbamate	160	250	207	306	353	855	687	350
Benzimidazoles	120	148	64	147	333	656	750	419
Triazoles	-	-	-	-	-	33	26	-
Others	40	72	42	140	233	172	113	206
Bio- Pesticides	9	10	15	50	3	5	25	49

PGR and Rodenticide

Group and Categories	2001 MT	2002 MT	2003 MT	2004 MT	2005 MT	2006 MT	2007 MT	2008 MT
PGR(NAA, NOA, Gibberellic, Mepiquat Cl)	120	180	10	170	110	238	308	268
Rodenticides, (ZnP,Bromadiolone, Coumatetralyl)	119	111	131	30	-	5	71	64

Management of pesticides in previous POPs list

By pesticides law , out of the 12 chemicals in previous POPs list , 9 of pesticides have been managed to control in the country. National legislation status is as follows:

No	Pesticides	National Legislation Status	Stockpile
1	Aldrin	bans for all use	nil
2	Chlordane	not use, no registration	no use
3	Dieldrin	bans for all use	nil
4	DDT	restricts to malaria control	25 % EC (detail inventory has not yet compiled) 75 % WP (detail inventory has not yet compiled)
5	Endrin	bans for all use	nil
6	HCB	not use, no registration	no use
7	Heptachlor	not use, no registration	no use
8	Mirex	not use, no registration	no use
9	Toxaphene	bans for all use	no use

Management of additional 9 chemicals of POPs

No	Pesticides and industrial chemicals	National Legislation Status	Stockpile
1	Gamma HCH(lindane)	banned for all uses since 1990	nil
2	Alpha HCH	banned for all uses since 1990	no use
3	Beta HCH	banned for all uses since 1990	nil
4	Tetrabromo and pentabromo diphenyl ether	No information available, because those uses and importation are concerned with different ministry.	
5	Hexabromo and heptabromo diphenyl ether	No information available, because those uses and importation are concerned with different ministry.	nil
6	Chlordecone	Never import and never use	no use
7	Hexabromobiphenyl	Never import and never use	no use
8	pentachlorobenzene	Never import and never use	no use
9	Perfluorooctane sulfonic acid, its salts	No information available, because those uses and importation are concerned with different ministry	no use

Production output of Neem pesticides

Sr no	Year	Paleik formulation plant(litres)		Pakokku formulation Plant (Liters)		Total
		SC	CE	SC	CE	
1	1994-1995	6189	-	-	-	6189
2	1995-1996	11745	-	-	-	11745
3	1996-1997	15931	-	-	-	15931
4	1997-1998	11647	-	-	-	11647
5	1998-1999	16000	-	-	-	16000
6	1999-2000	24000	-	-	-	24000
7	2000-2001	33486	6100	7715.9	-	47301.9
8	2001-2002	13304	7949	5091.4	-	26344.4
9	2002-2003	1649	1512	604.8	-	3765.8
10	2003-2004	1182	6626	-	-	7808
	Grand Total	**135133**	**22187**	**13412.1**	-	**170732.1**

SC = SuspensionConcentrate
CE = Crude Extract

Increased Importation of Pesticides in Myanmar year by year

Type of pesticide	1992-93 total MT	1997-98 Total MT	2002-03 total MT	2003-04 total MT	2004-05 total MT	2005-06 total MT	2006-07 total MT	2007-08 total MT
Insecticides	327.03	827.24	1925.32	2004.1	2356.0	2906.46	3165.62	2377.506
Fungicides	6.59	87.08	544.00	633.45	453.5	1237.00	2065.66	891.978
Herbicides	9.78	48.54	120.00	142.57	211.9	338.78	462.08	292.486
Fumigant	-	15.00	79.08	-	29.6	9.90	40.00	16
Others	3.07	8.00	62.2	250.00	240.7	212.10	453.13	197.9
Total MT	346.47	985.86	2875.70	3030.12	3291.70	4704.24	6186.49	3775.87

Consumption Quantity (Formulation) Of Bio-pesticides in Comparison with Chemical Pesticides

Group and Categories	2001 MT	2002 MT	2003 MT	2004 MT	2005 MT	2006 MT	2007 MT	2008 MT
Insecticides, Total	1546	1316	927	2043	2307	7050	5324	2755
OC (Endosulfan)	34	8	80	30	20	5	30	32
OP	810	788	688	790	1018	3655	2573	1360
Carbamate	317	290	4	386	440	990	1071	278
Pyrethroid	353	170	425	837	575	1804	1413	852
Others	32	60	10	-	172	394	207	188
Bio-Pesticide	-	-	20	-	82	202	30	45



Thank You For Your Attention