

## Lessons learned

There are many opportunities for the UN to reduce its climate footprint. Action often produces direct savings, in particular through reduced energy consumption in buildings, lower travel costs, and greater efficiency in work delivery. However, business-as-usual attitudes, delays in changing administrative practice and competing priorities slow down implementation.

The first years of implementing the UN Climate Neutral Strategy have helped to identify both a large potential for emission reductions and areas where more attention is required to reduce emissions and improve efficiency. The level of success will depend on many factors. The dedication of committed staff and the ability of UN to reform key guidelines and policies will be crucial factors in the drive to support a wider systematic shift towards climate neutrality.

UN's Climate Neutral Strategy supports the modernization and reform of the UN. Emissions reduction requires key operational areas such as procurement, travel, building management, office operations, ICT planning, meetings and staff training to be reviewed from an efficiency perspective, across the UN system. In many cases, action to cut emissions will also reduce resource consumption (energy, water and paper), improve planning (travel, building maintenance and budgeting), and improve efficiency in work delivery (increased use of e-tools, allowing quicker response and better tracking of issues). The climate neutral effort is consequently an opportunity to move the organization towards integrated sustainable management. Several UN organizations are already coordinating their climate-neutral work with a

wider strategic approach to sustainable and efficient management. For example, it has been proposed that all new common UN facilities in the eight "Delivering as One UN" countries should be designed as green buildings and that the UN organizations using these buildings should be required to adopt a sustainable management system in their daily work.

There is still a great deal to be done. While all UN organizations have initiated activities in the past two years, and several UN organizations have made significant progress, there is still plenty to do. The following are priorities:

- All UN organizations have started their activities in their main offices, in some cases also involving field offices. However, most organizations have yet to develop a systematic approach to addressing emissions reductions consistently throughout the organization.
- To this end, specific emissions-reduction plans will be established for all organizations by the end of 2010.
- Emissions-reduction measures cannot always be implemented on in a short time-frame. It takes time to identify emissions-reduction interventions, and carry out planning, budgeting and execution. This will remain as ongoing activity in most organizations. The regular maintenance that is part of standard operating procedures in all buildings will need to be planned and conducted taking into account impacts on the climate footprint and long-term sustainability.
- Work to review and revise common UN policies and regulations to facilitate emission reductions has been initiated through various UN networks and bodies in 2008–09. However, these processes are lengthy and will require additional time to be completed.

## Next steps

The momentum that has been built under the UN Climate Neutral Strategy will be maintained, with an increasing focus on implementing emissions reductions. Over the years 2010–11, efforts will be made to strengthen the surrounding framework for a greener and more sustainable UN, as envisaged by the Secretary-General. The UN's efforts on climate neutrality are neither a one-off effort, nor a two- to three-year project. Sustained effort and systematic management approaches will be needed to allow organizations to leverage climate neutrality and sustainability to save

resources and improve the organization's performance. Most UN organizations have found that the effort to prepare GHG inventories, and reduce emissions, has also helped to identify opportunities for improvements in areas not directly affected by the climate neutral agenda. To allow organizations to address these issues collectively, the next two years will also see more attention focus on the prospect of establishing sustainable management systems in the UN as supporting management frameworks for achieving a greener, more efficient UN.

# 4. OFFSETS

## Offset choice and procedure

The UN system has endeavoured to ensure that its approach to offsetting meets the highest standards of reliability and overall credibility, and contributes as much as possible to environmental protection and sustainable development. By its October 2007 decision, the UN system Chief Executives Board for Coordination chose buying offsets from the Clean Development Mechanism (CDM) to meet its future climate-neutrality goals<sup>4</sup>.

This decision was based on, among others, the UN Climate Neutral Strategy<sup>5</sup> adopted by the UN system through the UN Environment Management Group. The Strategy specifies a set of criteria that the institutions of the UN system consider to be important for their offset choice, namely, additionality, verification and certification, transparency, conditions related to the time-frame and permanency of emissions reductions, sustainable development benefits from the projects, the need to be consistent with inter-governmentally accepted standards, and the importance of avoiding conflict of interests through the organization's own projects.

From within the set of CDM projects, individual UN organizations have the flexibility to specify additional criteria that they would like projects to meet. The UN Climate Neutral Strategy identifies some such criteria, such as the promoting employment, providing additional social benefits, selecting certain types of projects for their good environmental performance, the minimizing negative secondary environmental impacts, and supporting a specific geographical region.

In purchasing offsets, the UN system organizations have followed the relevant administrative rules and regulations that apply to the procurement of goods

and services in their respective organizations<sup>6</sup>. These cover issues such as the identification of potential vendors, solicitation documents, expression of interest documents, evaluation of bids, etc. In particular, it is essential to follow an open, unbiased and transparent process for identification of potential vendors. Expression of Interest documents have been posted in the usual media used by the UN for advertising upcoming procurement, on the CDM Bazaar, and by posting to relevant major email lists and other vehicles for reaching a broad audience.

This process allows for organizations to specify additional criteria that they may wish the Certified Emission Reduction units (CERs) to satisfy, such as those described above. In addition, the practice has been followed to purchase only CERs that have already been issued, to minimize risk to the UN organizations. Furthermore, practice has evolved to include the requirement that offset providers carry out the function of retiring CERs so that these do not enter the organization's accounting as assets. The overall process to procure offsets is managed by the procurement department of the UN system organization in question.

The price paid for offsets varies according to the market and the price offered as a result of the tendering process. The UN rules for procurement require that the solicitation document indicate specifications that the offsets must satisfy. During the evaluation phase, criteria are defined in advance to decide whether these specifications are met. Price of offsets could be one of several criteria used. These criteria could include a pass/fail item, such as the requirement that offsets be generated by the CDM, or also a weighting system, if there are desirable but not essential attributes. The UN rules aim to ensure that the overall process is fair, objective and balanced.

4. The World Bank Group has purchased VER+ and pre-CDM emission reductions credits.

5. See <http://www.unemg.org/sustainableun>.

6. For the UN Secretariat, see [http://www.un.org/depts/ptd/pdf/pm\\_english\\_08.pdf](http://www.un.org/depts/ptd/pdf/pm_english_08.pdf).

## Experience to date

In both the UN Climate Neutral Strategy and the statement adopted by the heads of the agencies, funds and programmes of the UN system, the UN approach stresses the importance of implementing ongoing measures to reduce GHG emissions on an ongoing basis as part of a plan with specific targets, whether or not any offsets are purchased. The UN Climate Neutral Strategy considers that offsetting GHG emissions should not be seen as a substitute for efforts to reduce emissions, and should only compensate for emissions which cannot be avoided.

Overall, the UN system organizations are still in the early stages of the offsetting process. Roughly one-third of the reporting organizations have undertaken some type of activity related to offsetting. A number of organizations have indicated that they are still in the process of reviewing the financial implications and cost considerations. For most organizations, this is the first year that an inventory has been prepared; some organizations – particularly those with a significant number of field offices – have not yet got full coverage and are therefore lacking an accurate picture of the full GHG inventory. Others have reported that they have chosen to focus first on emissions reductions before offsetting.

Five UN system institutions have declared themselves climate-neutral or carbon-neutral<sup>7</sup>. Yet another organization<sup>8</sup> offset part of its footprint in 2008 using a more restricted boundary, expanding to full coverage in 2009.

Another six organizations<sup>9</sup> have made specific high-profile events or meetings entirely or partially climate-neutral. Two organizations have indicated that they are at the stage of having put forward proposals to include financial provision for offsetting in the 2010–11 biennium, one of which has been approved.

When purchasing offsets, organizations have selected projects which have additional environment benefits, which belong to projects in a geographical location

of special interest to that organization, are generated under a specific CDM-methodology (e.g. renewable energy, energy efficiency), or in some cases which have also satisfied the Gold Standard criteria.

There has also been variation in the means by which offsets have been funded, with both core funds and extra-budgetary resources being used. In some cases, particularly concerning the offsetting of specific events, funding has been provided through external sponsors, for example individual governments or private foundations. In these cases, the procurement of offsets has not always been conducted by the UN.

A more systematic approach, pioneered by one UN organization and now being taken up or piloted by several others, has been to finance offsets at the point where the GHG emissions are being generated. In the case of travel, in several cases organizations are charging the offset costs to the travel budget line without increasing the overall allocation to the latter. This keeps the overall initiative cost-neutral, while reducing GHG emissions as compared to what they would otherwise have been. Furthermore, this has had the additional benefit of sensitizing staff to the climate impact of travel.

In the future, the organizations of the UN system will explore options for cooperating on offsetting initiatives, including putting in place mechanisms for joint purchase. Such approaches could generate economies of scale, both in terms of the transactions costs of conducting the process, skill sharing and in terms of lower offset price.

Offsetting could be combined with efforts to reduce or limit emissions. There have been some innovative suggestions which could be further developed. For example – as one organization has suggested – the possibility could be explored with airline companies of converting frequent flyer miles from official travel into contributions towards offsets. Another proposal for possible future consideration is to “cap-and-trade” emissions by allocating a certain amount of travel-related emissions to each division within the organization, and allowing divisions to trade between themselves.

7. These are the GEF Secretariat, SBC, SCBD, UNEP and the World Bank Group: IFC.

8. UNITAR.

9. FAO, ILO, UNDP, UNECE, UN/ISDR and the UN Secretariat.

## UNEP's offset scheme

In 2008, UNEP was among the first UN system organizations to start a process for compensating its GHG emissions. This required a careful analysis of the existing market and identification of reliable and high-quality providers suitable to the organization's needs. UNEP's goal was to develop a methodology that is also applicable for other organizations to ensure a common approach and best-practice throughout the UN.

According to the recommended approach for achieving climate neutrality, UNEP sought to offset its emissions created in 2008. To achieve this, a total of 11,508 tonnes of CO<sub>2</sub> equivalent needed to be compensated. UNEP thus developed new applications to budget and purchase offsets suitable to the UN financial and administrative system.

UNEP officially requested proposals by offset providers in early 2009, followed by a technical evaluation of the six proposed tenders in May 2009. Most important and an exclusion criterion in the technical evaluation was that offsets offered are issued Certified Emission Reductions (CERs) from registered Clean Development Mechanism (CDM) projects. Other criteria for selection of a offset provider comprised:

1. CERs offered from projects in least developed countries;
2. CERs offered from CDM projects within one or several of the preferred sectors (renewable energy, end-user energy efficiency or biomass/biogas)
3. CERs are certified 'Gold Standard' from one CDM project in order to contribute to poverty alleviation and environmental improvement in addition to mitigating climate change
4. CERs from HFC or other gas burning projects with no additional benefits apart from reducing GHG emissions are not eligible
5. The total amount of required CERs is offered by the provider

To achieve the highest standards and to avoid potential conflict of interest, UNEP has decided to exclude the purchase of offsets in self-generated or self-supported activities and to purchase offsets directly from the original source that has generated the CER. Since the cost for purchasing required offsets is more than US\$30,000, the process has to follow the full UN procurement procedures.

Methods and procedures developed by UNEP with the purpose of offset procurement have been shared with other organizations of the UN system. The UNEP approach outlines an overview of basic steps that need to be taken, identifies criteria necessary for ensuring the highest standards possible and lists areas where additional work is required as the organization moves into the implementation stage.

# 5. UN SYSTEM ORGANIZATIONS

## Greenhouse gas emissions and reduction status in 2008

36	UN SYSTEM	62	IAEA	88	UNFCCC	114	UNU
38	UNHQ	64	ICAO	90	UNFPA	116	UNV
40	CBD	66	IFAD	92	UN-HABITAT	118	UNWTO
42	CTBTO	68	ILO	94	UNHCR	120	UPU
44	DFS	70	IMO	96	UNIDO	122	WFP
46	DPA	72	ITC	98	UNIFEM	124	WHO
48	DPKO	74	ITU	100	UNISDR	126	WIPO
50	ECA	76	UNAIDS	102	UNITAR	128	WMO
52	ECE	78	UNCCD	104	UNOG	130	WBG
54	ECLAC	80	UNCTAD	106	UNON	132	WTO
56	ESCAP	82	UNDP	108	UNOPS		
58	ESCWA	84	UNEP	110	UNOV/UNODC		
60	FAO	86	UNESCO	112	UNRWA		

The 2008 UN greenhouse gas inventory comprises data from all the UN agencies, funds and programmes. This annex presents brief summaries for the total UN climate footprint as well as results per organization. This inventory data are preliminary, unverified results which may change, following the verification phase.

## United Nations Headquarters (UNHQ)

[www.un.org](http://www.un.org)



HQ: New York, USA  
Number of staff: 8'850<sup>1</sup>  
Number of locations: 1

### Mission

■ The



**Number of staff in the organization.** The staff number provided in the inventory may differ from figures for staff numbers in other official documents. The reason for this is that the number reported in the inventory may include permanent staff, short-term staff, consultants, interns and other personnel that contribute to the greenhouse gas footprint. In some cases, an explanation for the difference in numbers of staff or additional underlying assumptions is provided in a footnote.

**Locations.** Most organizations have offices in a number of different locations. The world map indicates headquarters and regional and field offices where appropriate.

### Reduction efforts

"Cool UN" Initiative – Lower thermostat 5 degrees in the winter and raise by 5 degrees in the summer, as well as making operation hours of main HVAC equipment more efficient.

- Existing reporting tools often do not include critical GHG inventory information. Especially true of air travel data and rental office space energy consumption. Remedy: Provis

**Air travel per staff member (CO<sub>2</sub>).** Average CO<sub>2</sub> emissions from air travel per personnel. Please note that the underlying number of staff is not limited to permanent staff members, but can also include consultants and other personnel reported by the organization.

**Air travel per staff member (km).** Average distance traveled by air. The underlying number of staff is not limited to permanent staff members, but can also include consultants and other personnel reported by the organization.

**Building-related fuel combustion:** GHG emissions from the combustion of fossil fuels in boilers, furnaces and other types of stationary fuel technologies owned or controlled by the organization. In many cases heating falls into this category, but it could also encompass electricity generation from a generator operated by the agency.

**Electricity:** GHG emissions from purchased electricity for buildings and operations controlled by the organization.

**Emissions per staff member.** The average CO<sub>2</sub> eq emissions per personnel. Please note that the underlying number of staff is not limited to permanent

staff members, but can also include consultants and other personnel reported by the organization.

**Heat and steam:** GHG emissions from purchasing steam or heat for equipment or operations controlled by the organization.

**Office related emissions per m<sup>2</sup>.** Average building related CO<sub>2</sub> eq emissions by the organization per surface area in square meters. Buildings-related emissions include emissions from four different sources: "Purchased heat and steam", "power generation", "purchased electricity" and "refrigeration and air-conditioning (RAC)" as defined in the UN Greenhouse Gas Calculator.

**Optional emission.** GHG emissions from sources outside the UN minimum agreed boundary, e.g. staff commuting, freight and military operations.

**Refrigerants:** Fugitive emissions of refrigerants during installation, maintenance and operational leakage of equipment such as air-conditioners or fridges.

**Road and rail travel:** Emissions arising from travel in owned or leased vehicles and public ground transport (can include taxis to and from airports for example).

**Total emissions.** Total amount of GHG emissions emitted in 2008 by the organization according to the methodology and boundary agreed by the UN.

**Secretary General's message**

... as we mark World Environment Day today, I would like to make a public commitment, as the Organization's direct contribution to global efforts to safeguard our planet and climate. We are already moving towards making our Headquarters in New York climate-neutral and environmentally sustainable. The UN's Capital Master Plan to renovate the 55-year old landmark is a good starting point, and we have already identified ways to reduce our energy use significantly. I would like to see our renovated headquarters complex eventually become a globally acclaimed model of efficient use of energy and resources. Beyond New York, the initiative should include the other UN headquarters and offices around the globe. We need to work on our operations too, by using energy more efficiently and eliminating wasteful practices. That is why, today, I am asking the heads of all UN agencies, funds and programmes to join me in this effort. And I am asking all staff members throughout the UN family to make common cause with me. This undertaking will require dedication, perseverance and considerable financial resources, and the strong support of our Member States.

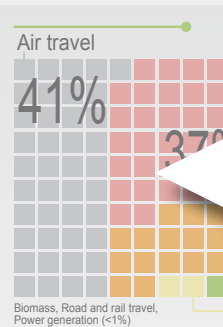
– Ban Ki-moon, on World Environment Day 2007

**Next steps**

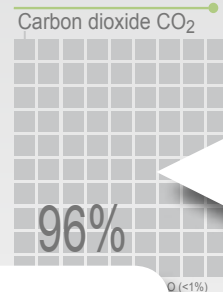
- Reduce energy consumption related to lighting at leased spaces.
- Reduce emissions related to use of refrigerants and fire suppression systems at leased spaces.
- Reduce emission related to the use of official vehicles, including use of hybrid vehicles.
- Consider requirements for reporting on GHG emissions related to air travel.
- Resource Planning
- Discuss with a
- offsets in lieu
- official travel.
- Ongoing coord
- on greening m

**Key figures**

Total emissions	90'954 t CO <sub>2</sub> eq
Emissions per staff member	10.3 t CO <sub>2</sub> eq
Air travel per staff member	4.2 t CO <sub>2</sub>
Air travel per staff member	35'540 km
Office-related emissions per m <sup>2</sup>	166 kg CO <sub>2</sub> eq



The graphs entitled "emissions by source" and "emission by gas" illustrate how each emission source or greenhouse gas contribute to the organization's total GHG emissions. One square represents one per cent. When necessary, results were rounded off manually to conserve a grand total of 100 per cent. A number of the organizations were not able to report on gases other than CO<sub>2</sub>. The relative amounts of different greenhouse gases may change in coming years with improved data availability and refined methodologies.



**HFCs and CFCs:**

It is not compulsory to report on HFCs and CFCs under the GHG Protocol. However, some organizations have reported them on an optional basis. In these cases, such information has been reflected in the tables.

This table indicates the level of data accuracy provided for the different emission sources:

**Actual data:** If this box is highlighted it indicates that actual and recorded activity data, or input values, were provided for the emissions calculations.

**Estimated data:** If this box is highlighted it indicates that actual and recorded activity data, or input values, were not available, and the GHG emissions were estimated by applying a set of proxies.

**No data:** If this box is highlighted it indicates that actual and recorded data could not be identified for the emission source and no estimates were made, and therefore, no emissions were reported.

**n/a:** The emission source does not apply to the organization and is therefore not relevant.

**Data quality**

	Actual data	Estimated data	No data	n/a
eam				

have reported with different levels of multiple entries in data quality table.

# UNITED NATIONS SYSTEM



**Number of staff\*: 92 748**

**Number of staff including personnel from peacekeeping operations: 206 954**

**Number of reporting institutions or offices: 49**

\* Number does not include peacekeeping operations, but does include short-term staff and consultants

## Statement by the UN Secretary-General

*On World Environment Day, 5 June 2007, the UN Secretary-General pledged to contribute to global efforts to safeguard the planet by making the in-house practices of the United Nations more climate-neutral and environmentally sustainable.*

## Statement by the UN Chief Executives Board for Coordination (CEB)

*At the October 2007 meeting of the UN System Chief Executives Board for Coordination (CEB), Executive Heads of UN agencies, funds and programmes committed to move their respective organizations towards climate neutrality. In particular, they agreed to:*

- Estimate the greenhouse gas emissions of UN system organizations consistent with accepted international standards;*
- Undertake efforts to reduce greenhouse gas emissions;*
- Analyze the cost implications and explore budgetary modalities of purchasing carbon offsets to eventually reach climate neutrality*

### Experience so far

Policies and measures are being implemented across the UN system to reduce greenhouse gas emissions. The focus so far has been on improving the energy-efficiency of buildings and office equipment, increased use of renewable energy, raising staff awareness on energy-savings and the greening of meetings. Areas where efforts have begun and which hold considerable future potential include the use of information and communication technologies and the streamlining of air travel. Measures to cut emissions have also reduced the consumption of energy, water and paper – and therefore costs, and improved planning and efficiency in work delivery.

A number of organizations have already put into place offsetting initiatives. Five organizations have declared themselves climate- or carbon-neutral, while six others have offset specific events.

### Next steps

In the future, efforts will be made to improve the accuracy and completeness of the UN greenhouse gas inventory, by developing better methods and improving data collection systems, data quality and coverage – especially of field offices.

Efforts to reduce emissions will increase. In 2010, the UN system will prepare coherent emissions reduction strategies for each organization addressing the major greenhouse gas sources, and develop performance indicators to measure progress over time.

The UN system's climate neutral strategy will be scaled up into a broader effort to "green" the UN system. By establishing sustainable management systems the UN will address, in a holistic and systematic manner, the full range of sustainability issues.

## 2008 greenhouse gas inventory

The full range of institutions that make up the UN system have compiled their greenhouse gas emissions inventory for 2008 – including the agencies, funds and programmes.

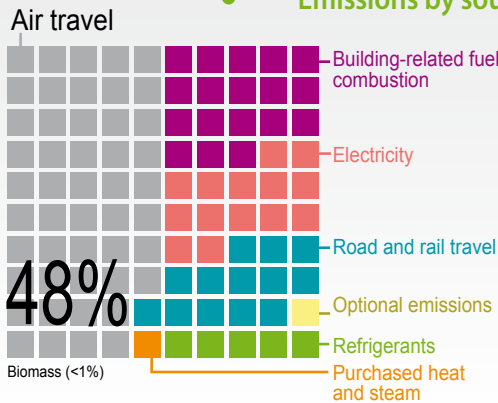
The inventory includes emissions from facility operations and travel, from headquarters, major centres and field offices. Data on peacekeeping operations is provided separately.

### UN system facilities, travel and peacekeeping operations

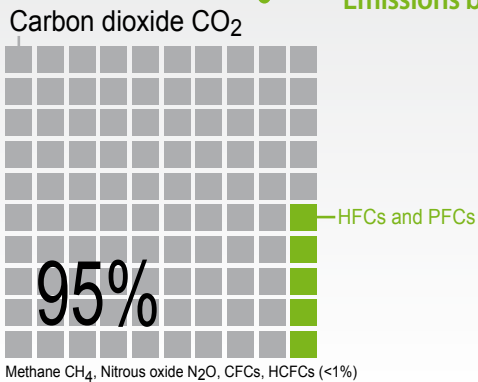
#### key figures 2008

Total emissions	1'741'413 t CO <sub>2</sub> eq
Emissions per staff member	8.4 t CO <sub>2</sub> eq
Air travel per staff member	4.0 t CO <sub>2</sub>
Number of staff	206'954

#### Emissions by source



#### Emissions by gas

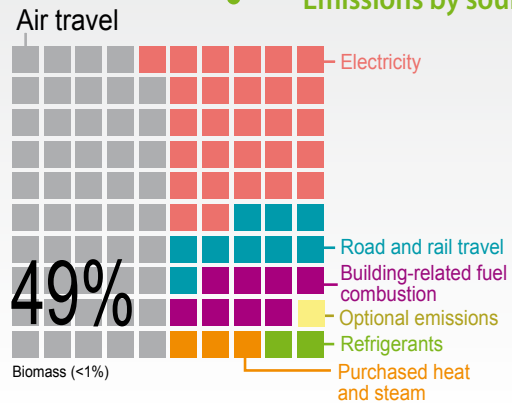


### UN system facilities and travel

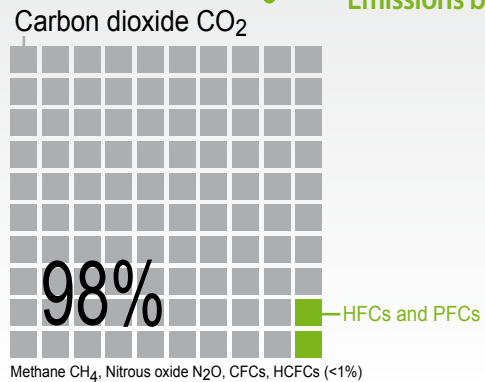
#### key figures 2008

Total emissions	769'108 t CO <sub>2</sub> eq
Emissions per staff member	8.3 t CO <sub>2</sub> eq
Air travel per staff member	4.0 t CO <sub>2</sub>
Number of staff	92'748

#### Emissions by source



#### Emissions by gas



# United Nations Headquarters (UNHQ)

[www.un.org](http://www.un.org)



**HQ: New York, USA**  
**Number of staff: 8'850<sup>1</sup>**  
**Number of locations: 1**

## Mission

**!** *The Secretariat — an international staff working around the world — services the other principal organs of the United Nations and administers the programmes and policies laid down by them. The duties carried out by the Secretariat range from administering peacekeeping operations to mediating international disputes, from surveying economic and social trends to preparing studies on human rights and sustainable development. Secretariat staff also inform the world's media about the work of the UN and organize international conferences on issues of worldwide concern.*



## Experience so far

Difficulties and solutions proposed:

- Existing reporting tools often do not include critical GHG inventory information. Especially true of air travel data and rental office space energy consumption. Remedy: Proxies used; GHG information is a criteria under consideration of new ERP software currently in design phase.
- Staffing – GHG inventory difficult to complete with existing staffing resources. Remedy: Recruitment of dedicated staff is underway.

## Offsetting

Emissions related to the 2009 Summit on Climate Change were offset through the purchase of Gold Standard Certified Emission Reductions (CERs) provided by the Clean Development Mechanism (CDM). The offsets were achieved through the Bagepalli CDM Biogas Programme, a renewable energy project in India, which delivers both environment and development benefits.

## Reduction efforts

“Cool UN” Initiative – Lower thermostat 5 degrees in the winter and raise by 5 degrees in the summer, as well as making operation hours of main HVAC equipment more efficient.

Key strategies of the Capital Master Plan:

- Building envelope: High performance double-glazed curtain wall, automated interior shades/blinds and new insulation on roofs and exterior walls;
- Heating, ventilation and airconditioning (HVAC) system: Hybrid electric-steam chiller plant configuration, automated building management system and high-density, in-row data center cooling system;
- Lighting systems: High-efficiency lamps and ballasts, occupancy sensors, which automatically turn off lights if a space is unoccupied, daylight harvesting system, which controls artificial light levels in response to natural light levels;
- Renewable Energy: Demonstration photovoltaic roof panels, with the possibility of future expansion.

All measures combined will reduce GHG emissions of the Headquarters facility by at least 45%; with estimated reductions in emissions of over 21'000 t CO<sub>2</sub> eq per year. The CMP is expected to be complete by 2013.

**Secretary General’s message**

“... as we mark World Environment Day today, I would like to make a public commitment, as the Organization’s direct contribution to global efforts to safeguard our planet and climate. We are already moving towards making our Headquarters in New York climate-neutral and environmentally sustainable. The UN’s Capital Master Plan to renovate the 55-year old landmark is a good starting point, and we have already identified ways to reduce our energy use significantly. I would like to see our renovated headquarters complex eventually become a globally acclaimed model of efficient use of energy and resources. Beyond New York, the initiative should include the other UN headquarters and offices around the globe. We need to work on our operations too, by using energy more efficiently and eliminating wasteful practices. That is why, today, I am asking the heads of all UN agencies, funds and programmes to join me in this effort. And I am asking all staff members throughout the UN family to make common cause with me. This undertaking will require dedication, perseverance and considerable financial resources, and the strong support of our Member States.

– Ban Ki-moon, on World Environment Day 2007

**Next steps**

Reduce energy consumption related to lighting at leased spaces.

Reduce emissions related to use of refrigerants and fire suppression systems at leased spaces.

Reduce emission related to the use of official vehicles, including use of hybrid vehicles.

Consider requirements for reporting on GHG emissions related to air travel in the development of the Enterprise Resource Planning system.

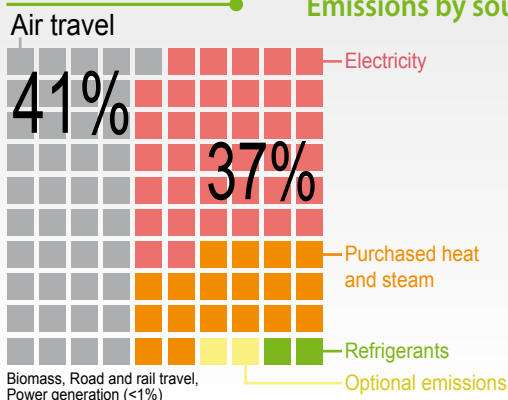
Discuss with airlines to consider the purchase of carbon offsets in lieu of the provision of frequent flyer miles for official travel.

Ongoing coordinated communications campaign to staff on greening measures to inform and influence behaviours.

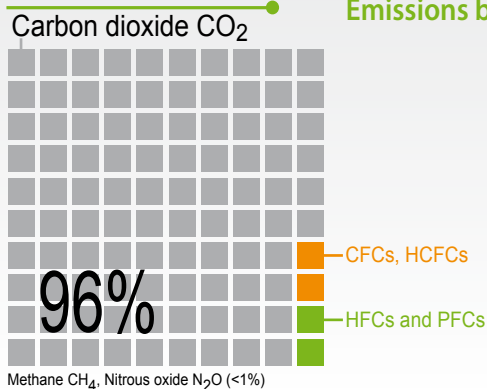
**Key figures**

Total emissions	90'954 t CO <sub>2</sub> eq
Emissions per staff member	10.3 t CO <sub>2</sub> eq
Air travel per staff member	4.2 t CO <sub>2</sub>
Air travel per staff member	35'540 km
Office-related emissions per m <sup>2</sup>	166 kg CO <sub>2</sub> eq

**Emissions by source**



**Emissions by gas**



**Data quality**

	Actual data	Estimated data	No data	n/a
Official vehicles				
Buses, trains, taxis				
Self-generated power				
Refrigerants				
Purchased electricity				
Purchased heat and steam				
Air travel				

Different locations might have reported with different levels of accuracy, which explains multiple entries in data quality table.

# Convention on Biological Diversity (CBD)

[www.cbd.int](http://www.cbd.int)



**HQ: Montreal, Canada**  
**Number of staff: 95**  
**Number of locations: 2**

## Mission

**!** *At the 1992 Earth Summit in Rio de Janeiro, world leaders agreed on a comprehensive strategy for "sustainable development" – meeting our needs while ensuring we leave a healthy and viable world for future generations. One of the key agreements adopted at Rio was the Convention on Biological Diversity. It establishes three main goals: conservation of biological diversity, sustainable use of its components, and fair and equitable sharing of the benefits from the use of genetic resources.*



● Headquarters ● Other office

## Experience so far

A difficulty that SCBD faces in reporting the energy consumption of the office is that the secretariat is located in a commercial building which sells its energy to a hotel. The energy consumption is shared between the building and the hotel and is not metered separately, but counted as one unit. A hotel has different electricity consumption patterns than an office building, which makes it difficult to identify CBD's electricity share.

## Offsetting

Since 2006, the SCBD has offset the carbon emissions of:

1. Official staff travel as well as travel of funded delegates and travel of interpreters to SCBD meetings;
2. Paper consumption at meetings, in the SCBD office in Montreal and used in official publications;
3. Hydro-electrical usage of the SCBD office in Montreal;
4. Staff commute to work at Montreal office.

## Related efforts

A highlight of the offsetting of the SCBD activities is the Riparian Restoration Programme. The biodiversity-friendly way to offset carbon emissions is part of a larger award-winning project led by the Parana State government. The Riparian Forest Program is partner of UNEP's "Billion Tree Campaign". By the end of 2008, 100 million trees have been planted along conservation corridors that connect parks. By using endemic and locally occurring trees, in areas adjacent to natural gene banks, reforestation leads to the restoration of ecosystems associated with the original Atlantic Rain Forest, and protect river borders from erosion. The area is a buffer zone for the protected areas around Foz de Iguacu National Park, and is part of one of the most biodiverse – and threatened – ecosystems in Brazil. All plantations are done in legal reserves on rural properties and farms, whose owners must sign legally binding commitments to permanent (or at least 30 years per contract, automatically renewed – this is the time span used to calculate offsets) protection of the areas. The site planted for the SCBD is on State-owned land. It is envisaged that the area will be converted into a protected area – the SCBD Park.

**Executive Secretary's message**

**SC** *The Secretariat of the Convention on Biological Diversity (SCBD), as the lead international instrument in the field of biodiversity, fully supports the commitments of the Secretary-General made on 05 June 2007 to reduce carbon emissions and to work towards a more efficient use of energy and resources.*

*As the leading international instrument for the conservation and protection of biodiversity, we feel it is our job not only to green our practices but also to ensure that our practices do not directly harm the very thing we are trying to protect: biodiversity.*

*As we all know, biodiversity is at the root of all life and every activity. Thus, actually achieving conservation of biodiversity requires a multi-layered web of intersecting initiatives involving all stakeholders. Every small step counts and helps to build towards larger initiatives. It is our role, and moral responsibility as the SCBD, to forge new ground and set new standards.*

– Ahmed Djoghlaif

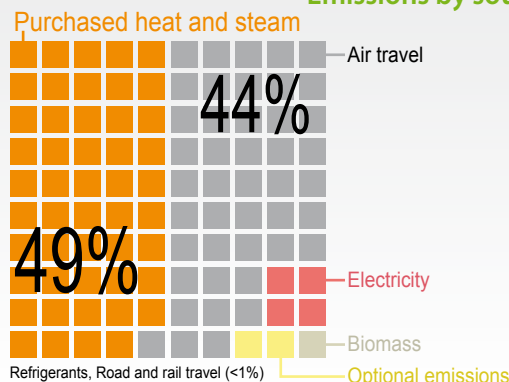
**Next steps**

The Secretariat is looking at various options for emission offsets beyond 2010, and until 2010, has made an arrangement for all emissions of the Secretariat with the Government of Parana through a riparian reforestation project in the Atlantic Rainforest ecozone (Riparian Restoration Programme).

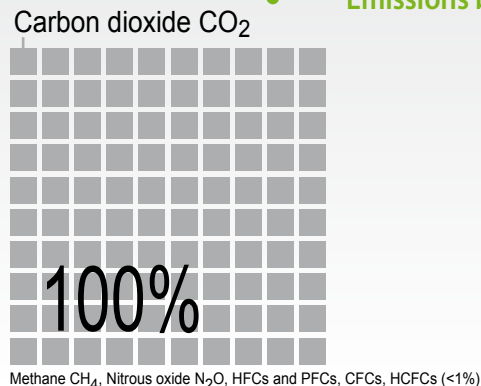
**Key figures**

Total emissions	3'518 t CO <sub>2</sub> eq
Emissions per staff member	37 t CO <sub>2</sub> eq
Air travel per staff member	16.4 t CO <sub>2</sub>
Air travel per staff member	159'500 km
Office-related emissions per m <sup>2</sup>	707 kg CO <sub>2</sub> eq

**Emissions by source**



**Emissions by gas**



**Data quality**

	Actual data	Estimated data	No data	n/a
Official vehicles		█		
Buses, trains, taxis		█		
Self-generated power			█	
Refrigerants			█	
Purchased electricity		█		
Purchased heat and steam		█		
Air travel	█			

# Preparatory Commission for the Comprehensive Nuclear-Test-Ban Treaty Organization (CTBTO)

[www.ctbto.org](http://www.ctbto.org)



**HQ: Vienna, Austria**  
**Number of staff: 286<sup>1</sup>**  
**Number of locations: 1**

## Mission

**!** *CTBTO is the international organization established to ensure the build-up of a global verification regime capable of detecting nuclear explosions underground, underwater and in the atmosphere. The regime must be operational by the time the Comprehensive Nuclear-Test-Ban Treaty (CTBT), which bans all nuclear explosions, enters into force. The verification regime consists of 337 monitoring facilities supported by an International Data Centre and on-site inspection measures in the event of a suspected nuclear test.*



## Experience so far

The CTBTO adopted a policy of conducting all job interviews via video-conference in June 2007, thereby saving more than 200 air trips over the past two years.

The decision to save on cooling and heating costs by keeping office buildings two degrees warmer in summer and two degrees colder in winter created some discomfort initially, but is now accepted.

Installed a green roof on one of our buildings.

## Reduction efforts

1. Collaboration with Vienna-based organizations on the Vienna International Centre complex related to building, energy and air-conditioning measures.

2. Multiple sustainable travel initiatives:

- Suspended travel policy to nine-plus hours for Business Class travel instead of seven-plus;
- Equipped organization with good quality video-conferencing facilities to limit the need for travel; all CTBTO interviews are held via video-conferencing;
- Requested travel agent to report for all itineraries the CO<sub>2</sub> emissions (carbon footprint) of travel; Encourage train travel within Europe.

3. Office equipment (i.e. personal computers, monitors, etc.) was completely replaced with eco-friendly equipment.

<sup>1</sup> 346 personnel (thereof 60 consultants) included in inventory.