



June 2025 Newsletter

We are pleased to bring you the June newsletter, sharing with you some of the children's activities and areas of learning along with tips on how to support learning at home.

A MESSAGE FROM THE NURSERY MANAGEMENT TEAM

We had a Roarsome time!

As May comes to a close, we want to take a moment to reflect on the fantastic memories we made together.

We marked VE Day with a lovely afternoon tea, bringing the children together to learn, celebrate, and enjoy some sweet treats. A heartfelt rendition of *You Are My Sunshine* filled the garden with warmth and joy, reminding us of the power of music in creating special moments.

Dinosaurs ruled the Nursery this month with plenty of exciting activities that sparked curiosity and creativity! Dinosaur Day was a roaring success, with the children fully immersed in prehistoric fun; exploring, learning, and enjoying every moment.

Thank you to all our wonderful children, staff, and families for making May such a memorable and engaging month. We look forward to more adventures in June!



THIS MONTH'S TOPIC WILL BE FLOWERS, PLANTS AND GROWING

This month we are digging into the exciting topic of flowers, plants, and growing! Children will explore how plants start as tiny seeds and grow into beautiful flowers, towering trees, and delicious fruits and vegetables.

Through hands-on activities, we will learn about:

Plant Life Cycles – understanding how seeds sprout, plants grow, and flowers bloom.

Colours and Shapes in Nature – discovering different types of flowers, their vibrant colours, and unique patterns.

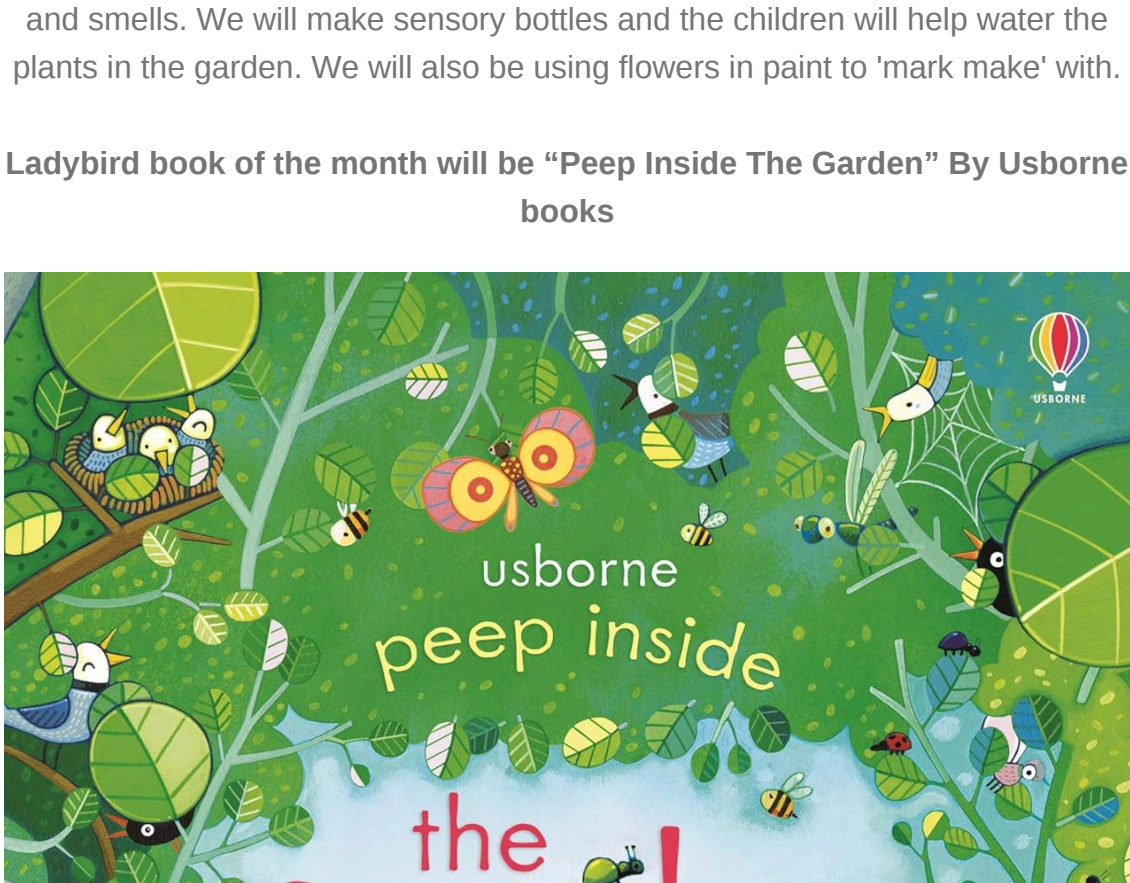
What Plants Need to Grow – exploring sunlight, water, and soil to see how plants thrive.

Growing Our Own Plants – planting seeds and watching them grow day by day!

This topic will spark curiosity and encourage children to appreciate the beauty of the natural world around them. Whether it's digging in soil, watering seedlings, or admiring a blooming flower, we will create wonderful learning experiences through play and discovery.

We can't wait to see our little gardeners in action as they nurture their plants and watch them grow!

WHAT'S HAPPENING THIS MONTH IN THE LADYBIRD ROOM

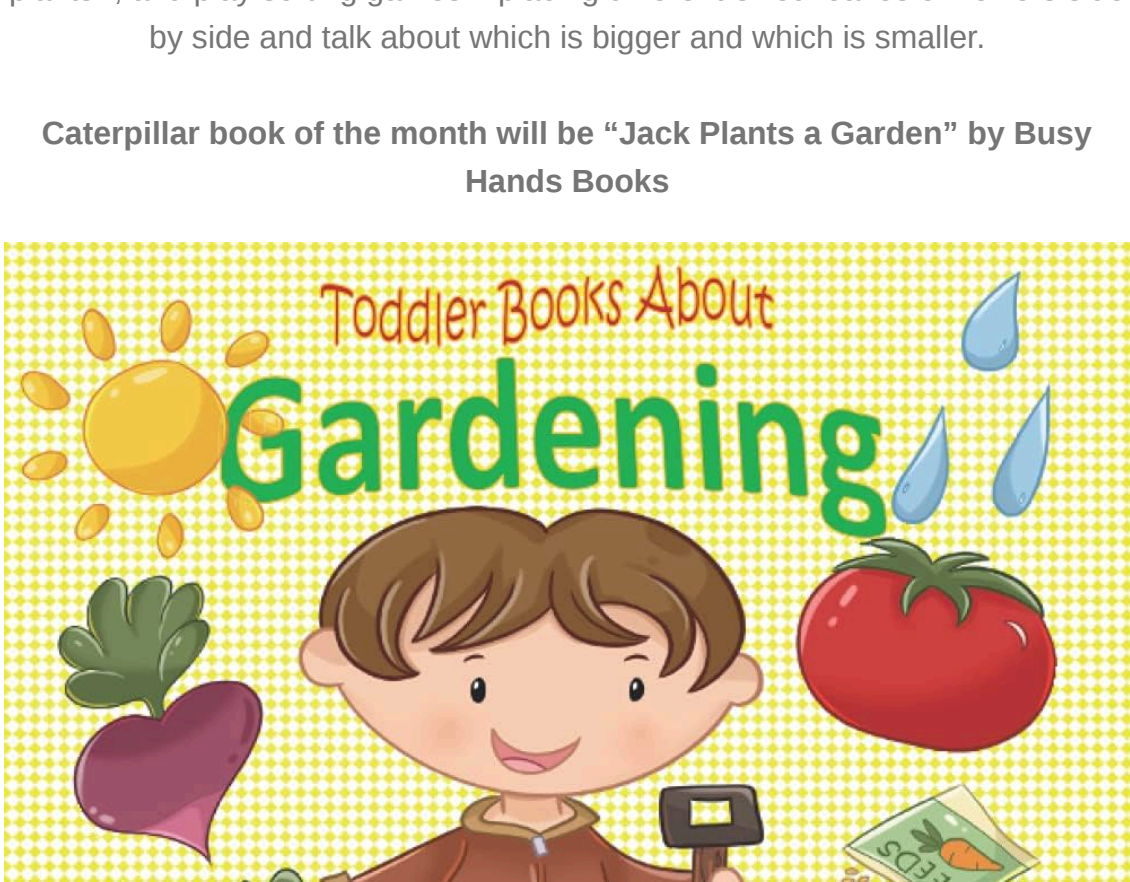


The Ladybird Room will explore a sensory tray with various natural items such as leaves, sticks and small flowers where they will be able to explore textures and smells. We will make sensory bottles and the children will help water the plants in the garden. We will also be using flowers in paint to 'mark make' with.

Ladybird book of the month will be "Peep Inside The Garden" By Usborne books



WHAT'S HAPPENING THIS MONTH IN THE CATERPILLAR ROOM

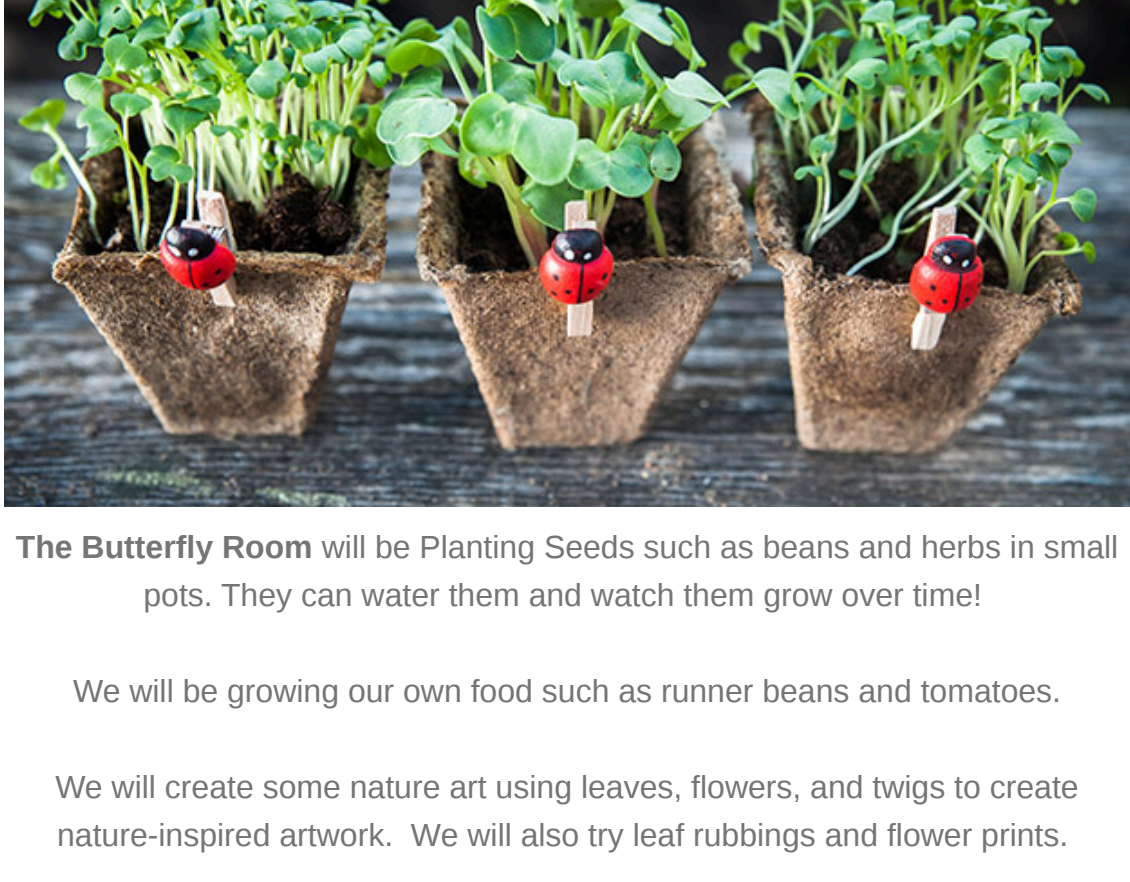


The Caterpillar Room will be planting their sunflowers out into the garden; they will learn how to look after them and what they need to become big strong beautiful flowers and monitor how tall they grow.

We will be using size words, such as big, small, tall, short, tiny, huge to help describe what they see and understand differences in the world around them.

We will compare seeds – "This seed is tiny but look how big the plant will grow!", look at trees – "That tree is very tall! But this flower is small.", have watering fun – "We need lots of water for big plants and just a little for small plants.", and play sorting games – placing different-sized leaves or flowers side by side and talk about which is bigger and which is smaller.

Caterpillar book of the month will be "Jack Plants a Garden" by Busy Hands Books



WHAT'S HAPPENING THIS MONTH IN THE BUTTERFLY ROOM



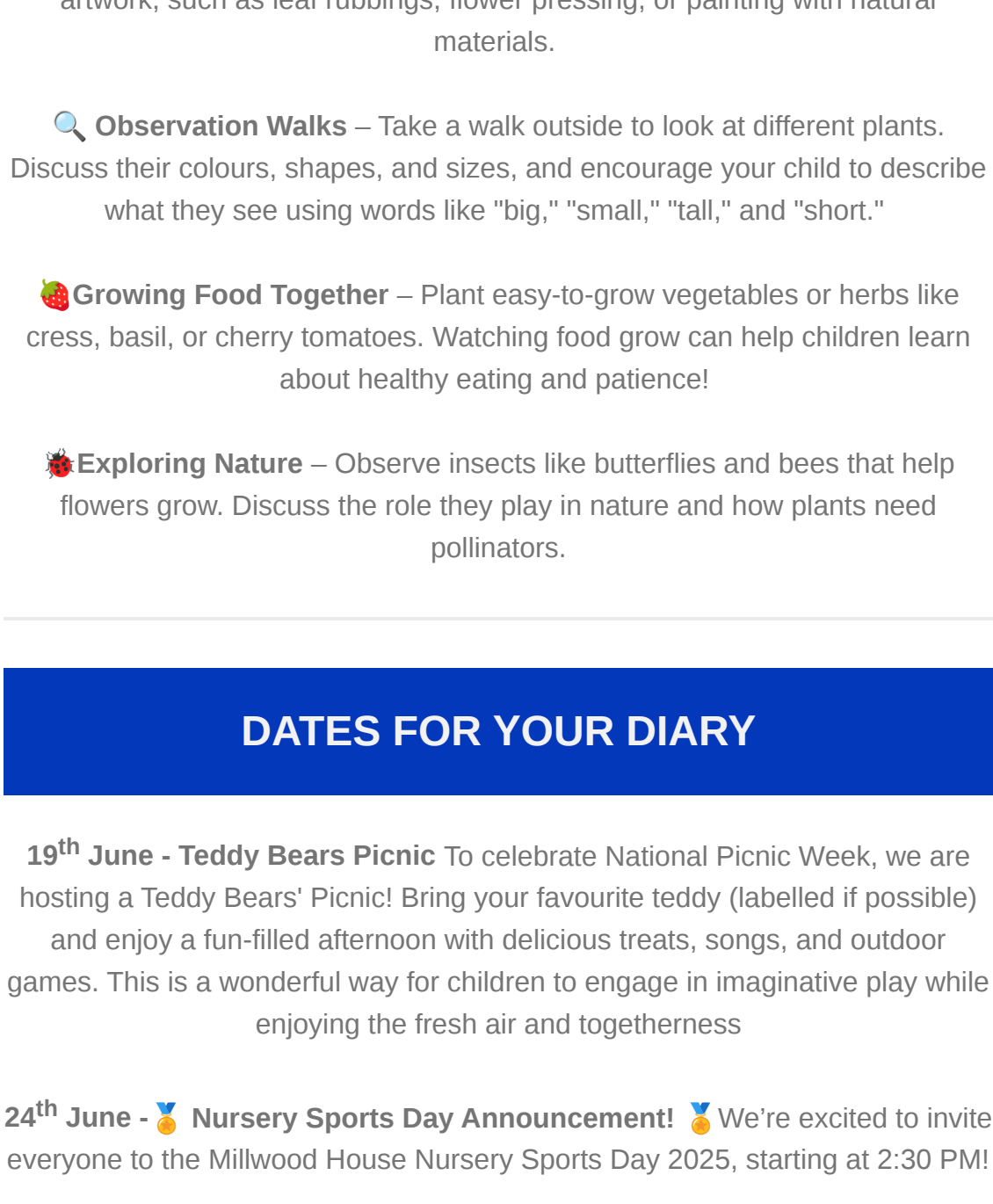
The Butterfly Room will be Planting Seeds such as beans and herbs in small pots. They can water them and watch them grow over time!

We will be growing our own food such as runner beans and tomatoes.

We will create some nature art using leaves, flowers, and twigs to create nature-inspired artwork. We will also try leaf rubbings and flower prints.

We will sort flowers, leaves, or seeds by colour, shape, or size to build early math skills.

The Butterfly book of the month will be "The Tiny Seed" by Eric Carle



SUPPORTING YOUR CHILD AT HOME

Supporting your child's learning at home through plants, flowers, and growing is a wonderful way to spark curiosity and develop important skills. Here are some ideas to encourage hands-on learning:

🌱 **Planting Together** – Let your child plant seeds and watch them grow. Talk about the changes they see each day and encourage them to care for their plants with watering and sunlight.

🍂 **Creative Activities** – Use flowers, leaves, and twigs for nature-inspired artwork, such as leaf rubbings, flower pressing, or painting with natural materials.

🔍 **Observation Walks** – Take a walk outside to look at different plants. Discuss their colours, shapes, and sizes, and encourage your child to describe what they see using words like "big," "small," "tall," and "short."

🥬 **Growing Food Together** – Plant easy-to-grow vegetables or herbs like cress, basil, or cherry tomatoes. Watching food grow can help children learn about healthy eating and patience!

🐝 **Exploring Nature** – Observe insects like butterflies and bees that help flowers grow. Discuss the role they play in nature and how plants need pollinators.

DATES FOR YOUR DIARY

19th June - Teddy Bears Picnic To celebrate National Picnic Week, we are hosting a Teddy Bears' Picnic! Bring your favourite teddy (labelled if possible) and enjoy a fun-filled afternoon with delicious treats, songs, and outdoor games. This is a wonderful way for children to engage in imaginative play while enjoying the fresh air and togetherness.

24th June - Nursery Sports Day Announcement! 🏆 We're excited to invite everyone to the Millwood House Nursery Sports Day 2025, starting at 2:30 PM!

This fun-filled event is open to all, and we warmly welcome parents to watch your children as they participate in a range of age-appropriate races. There will also be so parents' races.

This is a great opportunity to enjoy some friendly competition, teamwork, and laughter while celebrating movement and play.

Come ready to cheer, run, jump, join in and have a fantastic time together!

We can't wait to see you all there!

1st August - Graduation 2025 and Summer Garden Party Join us in honouring the achievements of our Graduates. There will be a brief ceremony to recognize and celebrate their hard work and dedication.

This will be followed by our Summer Garden Party for all our families. Enjoy a relaxing and joyous garden party with family and friends. We'll have beautiful decorations, music, and plenty of delicious food and drinks.

Enjoy carnival games and a visit from our favourite children's entertainer Mr Marvel. Capture the special moments with friends and family as we celebrate this wonderful occasion.

Please come dressed in your favourite summer attire and be ready to celebrate and make memories.

We look forward to celebrating this momentous occasion.

POLITE REMINDERS

Please can we ask that children do not attend nursery wearing beaded necklaces and bracelets, these are a choking hazard if they break on the premises.

As the sun slowly starts to make an appearance, please can we ask that you pack some sunscreen in your child's bag.

Along with the sunshine, children tend to start losing layers of clothing, please can you ensure all coats, cardigans, hoodies, clothes, shoes and boots are all labelled.

We have had some lovely reviews left for us on [The Day Nurseries website](#), please feel free to leave a [review](#) and also on [google](#). You can ask member of staff for form or use the QR code link that can be found on the outdoor notice boards.

In addition we would encourage your review and positive comments on our [google](#) business page.

review us
on Google

Copyright © 2025 Millwood House Nursery. All rights reserved.
You are receiving this email because you opted in via our website.

Our mailing address is:
Millwood House Nursery
Cottiswood Road
Farnham Common, Bucks SL2 3JH
United Kingdom

[Add us to your address book](#)

Want to change how you receive these emails?
You can [update your preferences](#) or [unsubscribe from this list](#).