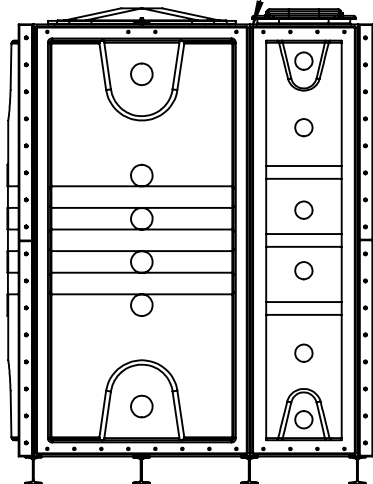
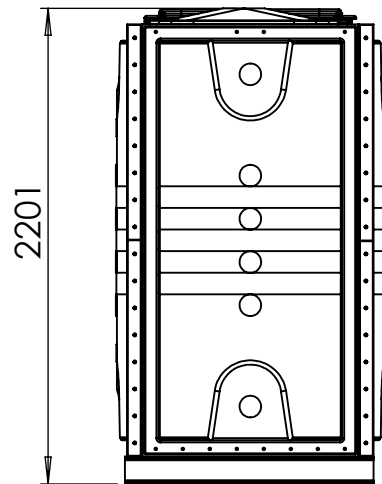
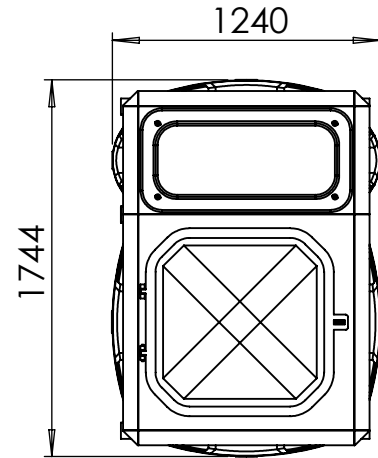


OFFSET INTERNAL DIVIDER



TITLE  
PW.1.5x1x2.IFB.DIV.AG

DRAWN BY C.Larkin DATE 16/04/2024

CUSTOMER

NOTE:  
Purewater sectional tanks must be fully supported on a flat, level & continuous foundation which provides structural support to the tank when full to maximum capacity. It is essential that the installer and/or user refers to the conditions of the installation document prior to the installation of the tank. Under no circumstances should any part of the tank structure be used to provide support to pipework and/or any ancillary items.

ALL DIMENSIONS +/- 5mm  
UNLESS OTHERWISE STATED

A4

DESCRIPTION:

PW.1.5x1x2.IFB.DIV.AG Sectional cold water storage tank c/w manway access.

ALL DIMENSIONS IN MM - DO NOT SCALE

TANK SPECIFICATION :

INTERNAL DIMENSIONS	1500 x 1000 x 2000mm
EXTERNAL DIMENSIONS	1744 x 1240 x 2201mm
NOM. CAPACITY	3000 Litres
INSULATION THICKNESS	50mm
MATERIAL	Hot press moulded GRP



SCALE:1:35

SHEET 1 OF 1