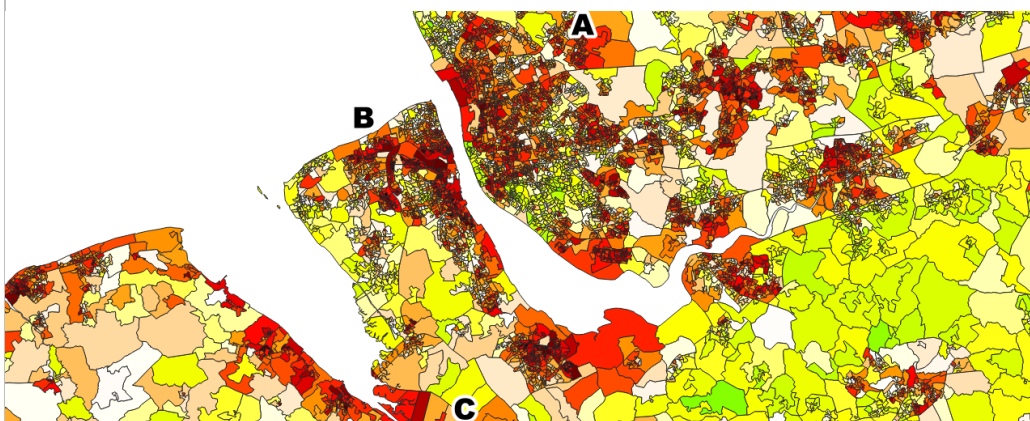
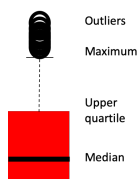
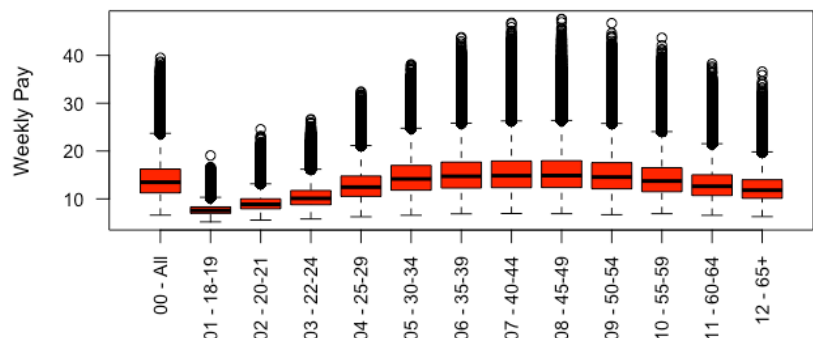


Data Set	Pay																																														
MM Code	70002	Methodology	MM SAE	Latest version	31/10/2018																																										
Description	Hourly pay																																														
Geography	UK (England, Wales, Scotland, Northern Ireland)																																														
Uses	Marketing, sales, reporting. Not when subject to race discrimination legislation (refer to MM)																																														
GDPR status	Not Individual Personalised Data. No Individual Personalised Data used to produce it.																																														
Source data	2017 ASHE survey		Predictor data	Full MM 2011 set																																											
Key (3)	Output Areas 2011, Sex, AgeBand2 (AllAges, 18-19,20-21,22-24, then every 5 years to 65+)																																														
Data (1)	Pay																																														
Format	70002.01.R	Relational on all keys (6,039,696 x 3)																																													
	70002.01.OA.Age	OA and AgeBand2 keys (3,019,848 x 4)																																													
	70002.01.OA	Keyed just on OA11 (232,296 x 27)																																													
Example data	<table><tr><th>On map</th><th colspan="7">Females Weekly Pay</th></tr><tr><th></th><th>18-19</th><th>22-24</th><th>30-34</th><th>40-44</th><th>50-54</th><th>60-64</th><th>All</th></tr><tr><th>A</th><td>7.38</td><td>8.66</td><td>11.30</td><td>11.97</td><td>11.58</td><td>10.40</td><td>10.76</td></tr><tr><th>B</th><td>7.06</td><td>9.33</td><td>12.93</td><td>13.35</td><td>13.56</td><td>11.62</td><td>12.28</td></tr><tr><th>C</th><td>8.60</td><td>12.74</td><td>19.87</td><td>20.24</td><td>18.51</td><td>16.03</td><td>18.09</td></tr></table>							On map	Females Weekly Pay								18-19	22-24	30-34	40-44	50-54	60-64	All	A	7.38	8.66	11.30	11.97	11.58	10.40	10.76	B	7.06	9.33	12.93	13.35	13.56	11.62	12.28	C	8.60	12.74	19.87	20.24	18.51	16.03	18.09
On map	Females Weekly Pay																																														
	18-19	22-24	30-34	40-44	50-54	60-64	All																																								
A	7.38	8.66	11.30	11.97	11.58	10.40	10.76																																								
B	7.06	9.33	12.93	13.35	13.56	11.62	12.28																																								
C	8.60	12.74	19.87	20.24	18.51	16.03	18.09																																								
Geographic spread	<div>Liverpool, Wirral and surrounds</div> <div>Females aged 40-44</div> <div>Adjusted colour scale to offset low regional pay</div> 																																														
Data value spread	<div>Females</div> <div></div> 																																														

OA11 key	For use of Postcode to provide >99.8% match to OA11 key refer to Data Sheet 20001 Postcode to OA11.
Notes	<p>Hourly pay is for employed workers.</p> <p>The ONS provide a monthly value for the average actual weekly hours of work for full-time workers (seasonally adjusted).</p> <p>To convert to annual values multiply by 52, i.e. ignore holiday periods.</p>
Copyright	<p>This data is © copyright More Metrics Ltd 2017.</p> <p>It may contain data provided by National Records of Scotland (Crown Copyright, OGL), Northern Ireland, Statistics and Research Agency (Crown Copyright, OGL), Office of National Statistics (Crown Copyright, OGL).</p> <p>Any maps presented here may contain data provided by OpenStreetMap (Copyright OSM contributors, CC-BY) or Ordnance Survey (Crown Copyright & Database right, OGL)</p> <p>Full licence attributions are on the More Metrics website.</p>