



Single Chip Spectrum Analyzer Preliminary Data Sheet

Description

The MSSCSA is a single chip 1/6th octave 6 band spectrum analyzer whose center frequencies are controlled by a single master clock. The center frequencies are set at 1.12246, 1.2599, 1.4142, 1.5874, 1.78179 and 2 (normalized). The sample to corner is 25:1 for the 2 Hz normalized output and 44.545:1 at the 1.122 Hz normalized output. The MSSCSA's 1.178179 Hz output is 2 MHz (Clock at 25 MHz). Multiple MSSCSA can be connected for spectrum analysis by taking the master clock of the high frequency filter and dividing by 2.

The MSSCSA includes two uncommitted op amps for adding additional fixed gain for microphone or other low level applications. A digitally programmable gain stage provides 0, 10 or 20 dB of gain. The PD pin selects power down, low power for ultrasonic applications and regular power for operation at 2 MHz center frequency.

The MSSCSA is fabricated in 0.6 um CMOS process for low power consumption and operation from 3.0 to 5.5 VDC

Features

- Selectable Power Modes
- Regular Power Consumption: 17 mA at +5V
- Low Power Consumption: 6 mA at +5VDC
- Powerdown Mode
- Operates from 3.0 V to 5.5 VDC
- 6 Six pole Bandpass filters in one package
- Digitally controlled gain stage
- Two Uncommitted Op Amps
- No Microprocessor Needed

Applications

- Real-Time Spectrum Analysis
- Audio and Ultrasonic Analysis
- Vibration Analysis

MSSCSA

Absolute Maximum Ratings

Power Supply Voltage	+6V
Storage Temperature Range	-60 to +150°C
Operating Temperature Range	-45 to +85°C

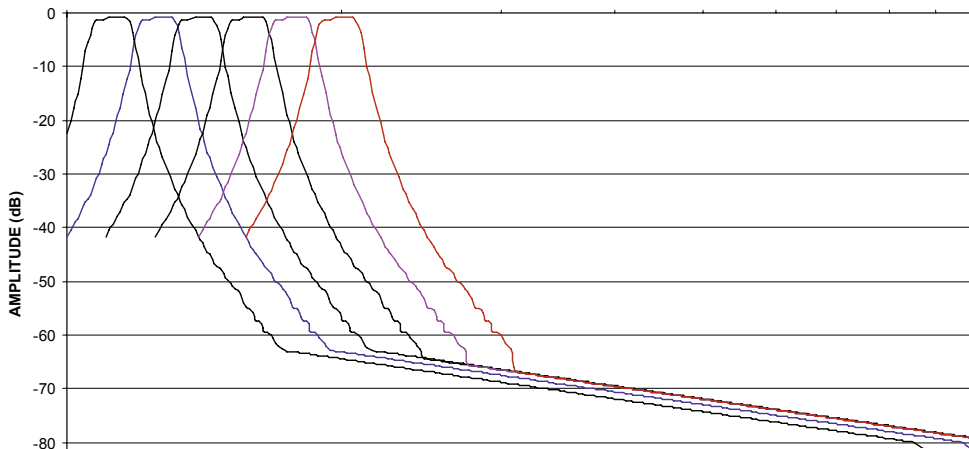


Figure 1: Normalized Frequency Response



Single Chip Spectrum Analyzer

Preliminary Data Sheet

Electrical Characteristics

(VDD = +5.0V, T = 25 C)

MSSCSA

PARAMETER	SYMBOL	CONDITIONS	MIN	TYP	MAX	UNITS
DC Specifications						
Operating Voltage	VDD		3.0	5.0	5.5	V
Supply Current	IDD	PD=0V		15		mA
Output Current	IO	RL = 100 KΩ		1.0		mA
Supply Current	IDD	PD=0.5VDD		6.3		mA
Output Current	IO	RL = 100 KΩ		1.0		mA
Power Down Current	I _{PD}	PD=VDD		400		μA
AC Specifications						
Output Impedance	Z _o			500		Ω
Clock to Corner Ratio	fclk/fcnr	Filter 1		22.27		Hz/Hz
Clock to Corner Ratio	fclk/fcnr	Filter 2		19.84		Hz/Hz
Clock to Corner Ratio	fclk/fcnr	Filter 3		17.68		Hz/Hz
Clock to Corner Ratio	fclk/fcnr	Filter 4		15.75		Hz/Hz
Clock to Corner Ratio	fclk/fcnr	Filter 5		14.03		Hz/Hz
Clock to Corner Ratio	fclk/fcnr	Filter 6		12.5		Hz/Hz
Maximum Center Frequency	fcenter	Filter 6 Output		2		MHz
Maximum Center Frequency	fcenter	Filter 6 PD=1/2 VDD		0.5		MHz
Ripple				0.2		dB
Output Offset Voltage	VOS			100		mV
40 dB Bandwidth		Normalized Fo	0.76		1.32	
Filter Q	Q			9		

Single Chip Spectrum Analyzer Preliminary Data Sheet

Block Diagram

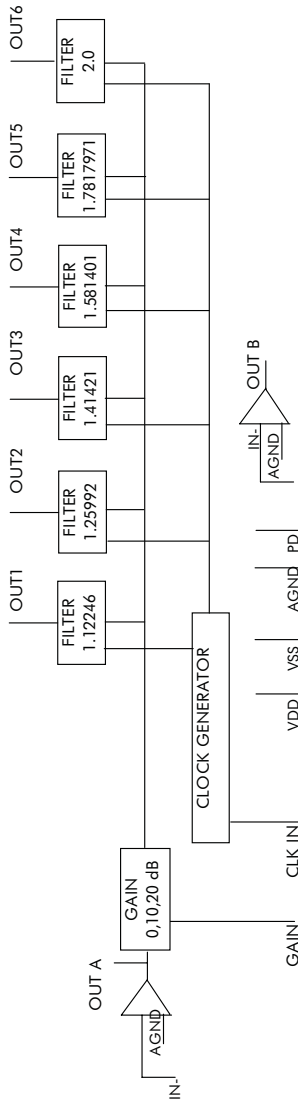


Figure 2: MSSCSA BLOCK DIAGRAM

MSSCSA

Mixed Signal Integration Corporation reserves the right to change any product or specification without notice at any time. Mixed Signal Integration products are not designed or authorized for use in life support systems. Mixed Signal Integration assumes no responsibility for errors in this document.

Single Chip Spectrum Analyzer Preliminary Data Sheet

MSSCSA

Pin Description

- | | |
|--|--|
| <ol style="list-style-type: none"> 1. INB Inverting Uncommitted Op Amp Input B 2. OUTA Op Amp Output A 3. INA Inverting Op Amp Input A 4. AGND Analog ground, Connect to 1/2 VDD 5. CLK Clock input, CMOS Level, Clock frequency determines position of band pass filter outputs 6. VSS Negative Supply; Tie to OVDC 7. GAIN Tertiary Control: 0V, 0 dB, 1/2 VDD 10 dB, VDD 20 dB | <ol style="list-style-type: none"> 8. PD Power Down; When CMOS high, device is powered down.
1/2 VDD Low Power
VSS Medium Power 9. OUT1 1.12X Filter Output 10. OUT2 1.26X Filter Output 11. OUT3 1.41X Filter Output 12. OUT4 1.59X Filter Output 13. OUT5 1.78X Filter Output 14. OUT6 2X Octave Filter Output 15. VDD Positive Supply, Typically 5.0 VDC 16. OUTB Uncommitted Op Amp B Output. |
|--|--|

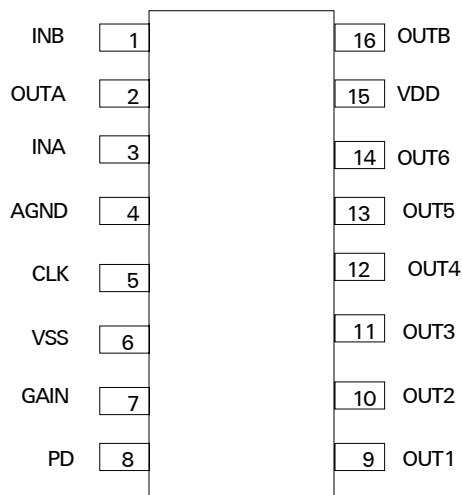


Figure 3: MSSCSA Pinout

Single Chip Spectrum Analyzer Preliminary Data Sheet

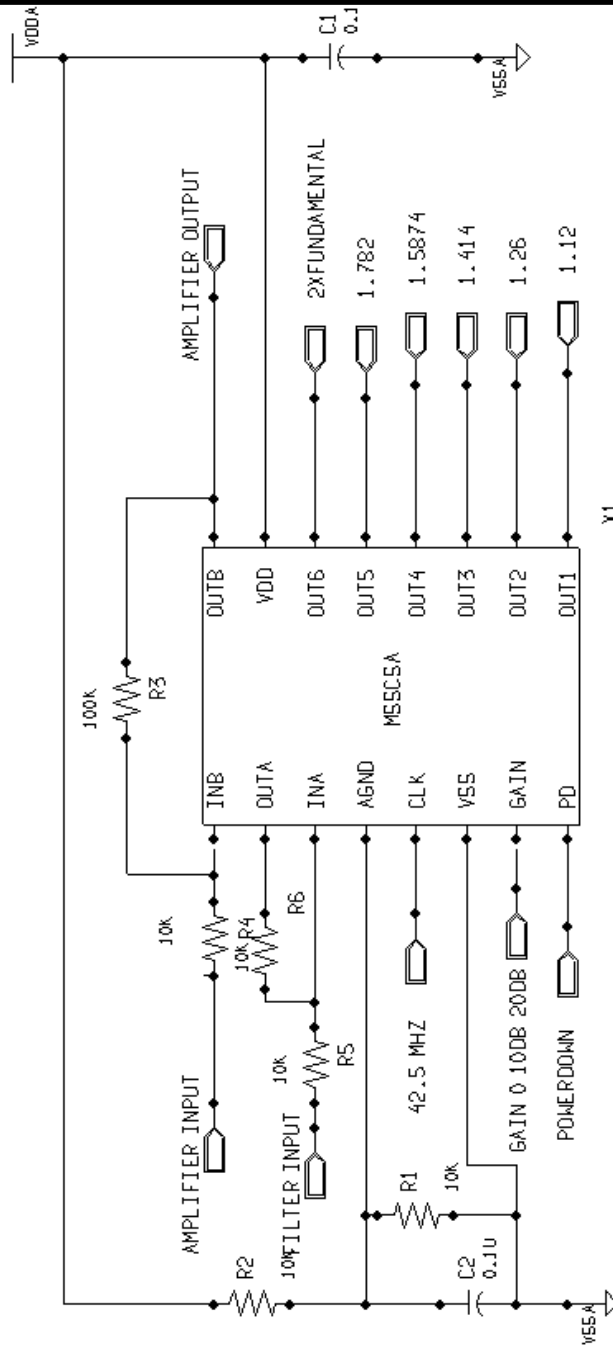


Figure 4: MSSCSA Application Schematic

MSSCSA

9/2007



Single Chip Spectrum Analyzer Preliminary Data Sheet

This page intentionally left blank.

MSSCSA

Mixed Signal Integration Corporation reserves the right to change any product or specification without notice at any time. Mixed Signal Integration products are not designed or authorized for use in life support systems. Mixed Signal Integration assumes no responsibility for errors in this document.



Web Site "www.mix-sig.com"

© 2007 Mixed Signal Integration 6

 STANDARD PRODUCTS

MSGEQ5A	Five Band Graphic Equalizer
MSGEQ7	Seven Band Graphic Equalizer
MSHFS1-6	Selectable High Frequency LP/BP Filter
MSFS1-6	Selectable Lowpass/Bandpass Filter
MSCAHF	Selectable High Frequency Active Lowpass/Bandpass Filter
MSU1F1-4, MSU2F1	Resistor Programmable Universal Active Filter
MSU1HF1-4, MSU2HF1	High Frequency Resistor Programmable Universal Active Filter
MSELP	Switched Capacitor Elliptic Lowpass Filter with Op Amps
MSNBLP	Switched Capacitor Butterworth Lowpass Filter
MSLE/B/C5L/M	Switched Capacitor General Purpose Lowpass Filter
MS2LFS	Dual Selectable Low Voltage Lowpass/Bandpass Filter
MSLFS	Selectable Low Voltage Lowpass/Bandpass Filter
MSHN1-6	Selectable High Pass/Notch Filter
MSRAAF	Resistor Programmable Active Audio Filter
MSRAHF	Resistor Programmable Active High Frequency Filter
MSDET	Tone Detector
MSEPAF	Electrically Programmable Active Filter
MSCBT	Communications Baseband Transceiver
MSLV14	14 MHz Video Lowpass Filter
MSSPSI	Smart Programmable Sensor Interface
MSCPSI	Computer Programmable Sensor Interface
MSTHDA	Total Harmonic Distortion Analyzer
MSSCSA	Single Chip Spectrum Analyzer
MSFIPS	FIP-140 Level 4+ Security Supervisor
MSLSA	Low Power Single Chip Spectrum Analyzer
MSRFIF	Radio Frequency Interface Front-End

MSSCSA

Mixed Signal Integration
 2157F O'Toole Avenue
 San Jose, California 95131-1332
 Phone: (408)-434-6305
 Fax: (408)-434-6417

IF YOUR STATE OR COUNTRY IS NOT LISTED BELOW, PLEASE CONTACT MSI DIRECTLY

In Mississippi, Alabama, Georgia
 South Carolina, North Carolina, and
 Tennessee contact:

AdeptRep
 280 Metaire Lane
 Madison, Alabama 35758
 Telephone: 256-772-1922
 Facsimile: 256-772-0323
 Toll Free: 1-888-419-2563
 Web site: www.adeptrep.com

In Illinois and Wisconsin contact:

M&S Sales Inc.
 187 Old Sutton Road
 Barrington Hills, IL 60010
 Telephone: 847-426-8155
 Facsimile: 847-426-8120

MSSCSA

In Arizona, Utah, Colorado, Montana,
 Wyoming, Idaho, New Mexico and
 southern Nevada contact:

Nelco TWO Company
 8617 Gold Peak Dr., Unit A
 Highlands Ranch, CO 80130
 Telephone: 303-792-0657

In Indiana, Kentucky, Ohio, Michigan,
 and western Pennsylvania contact:

CCR Electronics, Inc.
 8245 Woodfield Crossing Blvd
 Suite 100
 Indianapolis, Indiana 46240-2495
 Telephone: 317-469-4855

In Hong Kong and the People's
 Republic of China contact:

Alphatron
 282, King's Rd.,
 13th Floor, Flat C2,
 North Point Centre, North Point
 Hong Kong
 Telephone: 852-2303-1290
 Facsimile: 852-2900-3616

In Korea contact:

H. B. Corp.
 #1409, Seocho World Officetel,
 1355-3, Seocho-Dong, Seocho-Ku,
 Seoul, Korea 137-070
 Telephone: (02)3472-3450
 Facsimile: (02)3472-3458

In Singapore, Indonesia and
 Malaysia contact:

EXER Technologies (S) PTE LTD
 45 Kaki Bukit Industrial Terrace
 Singapore 416125
 Telephone: (65)-6-747-9669
 Facsimile: (65)-6-749-9669

In Israel contact:

Phoenix Technologies Ltd.
 3 Gavish St.
 Kfar-Saba, 44424
 Israel
 Telephone: 09-764-4800
 Facsimile: 09-764-4801

In Taiwan contact

Maxtek Technology Co., Ltd.
 5F, No. 13-20, Sec. 6, Min Chian E Road, Nei Hu
 Taipei, 114 R.O.C.
 Telephone: 886-2-2794-6060
 Facsimile: 886-2-2879-8922

In the United Kingdom contact:

Broadband Technology 2000 Ltd
 Unit 3, Woodland Cour
 Soothouse Spring
 St Albans
 Herts
 AL3 6NR
 U. K.
 Telephone: +44 (0) 1727 791000
 Facsimile: +44 (0) 1727 791001
 E-mail: msi@broadband.uk.com
 Web site: www.broadband.uk.com

In Germany, Austria and Switzerland

ED-V GmbH
 Behringerstrasse 13
 D 63814 Mainaschaff
 Germany
 Telephone: 49 6021 79710
 Facsimile: 49 6021 797144
 Web site: www.ed-v.de

Catch our web site at "<http://www.mix-sig.com>"

Send us e-mail at "info@mix-sig.com"