


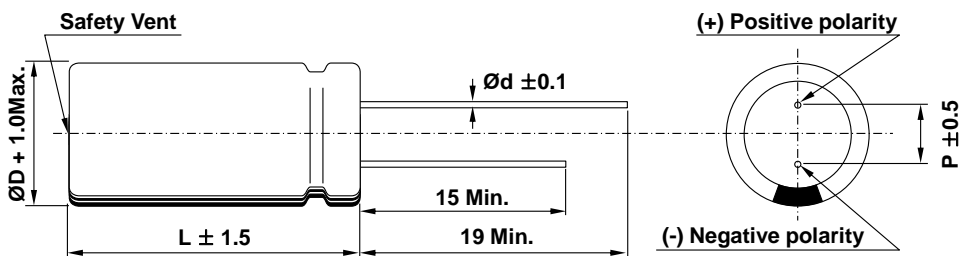
FEATURES

P-EDLC (Hybrid Capacitor)

- Higher Capacitance (2 times of EDLC)
- Over 100,000 cycle life
- Low current & long-term backup applications
- RoHS compliant



Drawing



D	8	10, 13	16, 18
d		0.6	0.8
P	3.5	5.0	7.5

SPECIFICATION

ITEM	CHARACTERISTICS	
Product series	P-EDLC	
Rated Voltage (V_R)	2.3V	
Minimum Voltage	0.9 V	
Operating Temperature	-25 ~ +60 °C	
Capacitance Tolerance	-10 ~ +30%	
High Temperature Load Life	After 1,000 hours at V_R loaded under +60 °C, capacitors meet the following criteria.	
	Capacitance Change	≤ 30% of initial value
Cycle Life	ESR	≤ 2 times of specified value
	Cycle	Over 100,000
Characteristics	ΔC	≤ 30% of initial value
	ESR	≤ 2 times of specified value
	Method	Cycle of Charge/discharge from V_R to $1/2V_R$
Shelf Life	2 Years	
	No Electrical Charge, Temperature below 70 °C (ΔC : ≤ 10% of initial value / ΔESR : ≤ 50% of specified value)	

2.3V SERIES - Lead terminal

Part Number	Rated Voltage (V)	Capacitance (F)	ESR (mΩ)		Max. Current (A)	Leakage Current (mA, 72hr)	Size (mm)	Weight (g)	Volume (ml)
			AC(1kHz)	DC			D × L		
VHC 2R3 106 QG	2.3	10	220	700	0.5	0.020	10 x 20	2.5	1.6
VHC 2R3 226 QG		22	120	330	1.0	0.044	10 x 30	3.6	2.4
VHC 2R3 506 QG		50	60	160	1.5	0.100	16 x 25	8.5	5.0
VHC 2R3 127 QG		120	45	80	3.0	0.240	18 x 40	16.0	10.2

* **Max. Current** : 1 sec. discharge to $1/2V_R$

2.3V SERIES – Snap-in terminal

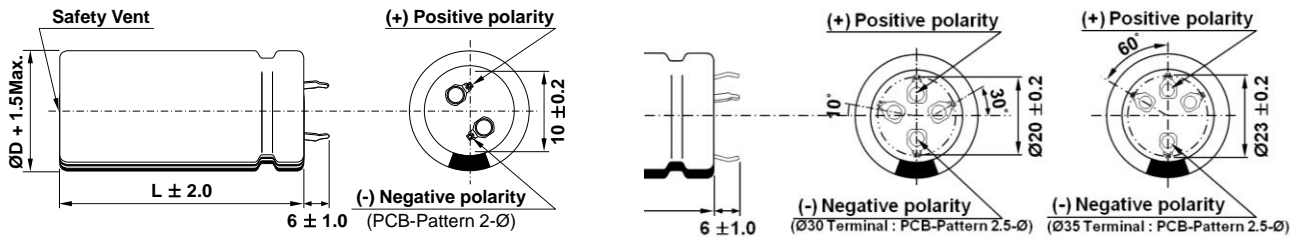
FEATURES

P-EDLC (Hybrid Capacitor)

- Higher Capacitance (2 times of EDLC)
- Over 100,000 cycle life
- Low current & long-term backup applications
- RoHS compliant



Drawing



SPECIFICATION

ITEM	CHARACTERISTICS	
Product series	P-EDLC	
Rated Voltage (V_R)	2.3V	
Minimum Voltage	0.9 V	
Operating Temperature	-25 ~ +60 °C	
Capacitance Tolerance	-10 ~ +30%	
High Temperature Load Life	After 1,000 hours at V_R loaded under +60 °C, capacitors meet the following criteria.	
	Capacitance Change	≤ 30% of initial value
	ESR	≤ 2 times of specified value
Cycle Life	Cycle	Over 100,000
Characteristics	ΔC	≤ 30% of initial value
	ESR	≤ 2 times of specified value
	Method	Cycle of Charge/discharge from V_R to $1/2V_R$
Shelf Life	2 Years No Electrical Charge, Temperature below 70 °C (ΔC : ≤ 10% of initial value / Δ ESR : ≤ 50% of specified value)	

2.3V SERIES – Snap-in terminal

Part Number	Rated Voltage (V)	Capacitance (F)	ESR (mΩ)		Max. Current (A)	Leakage Current (mA, 72hr)	Size (mm)	Weight (g)	Volume (ml)
			AC(1kHz)	DC			D × L		
VHC 2R3 227 QG	2.3	220	30	45	3.5	0.440	22 x 45	24.8	17.1
VHC 2R3 307 QG		300	30	50	4.5	0.600	22 x 45	25.2	17.1
VHC 2R3 407 QG		400	20	30	6.0	0.800	30 x 45	48.6	31.8
VHC 2R3 547 QG		540	15	20	8.5	1.080	30 x 60	64.2	42.4
VHC 2R3 807 QG		800	10	15	12.5	1.600	35 x 72	94.5	69.2

* **Max. Current** : 1 sec. discharge to $1/2V_R$