




PRODUCT: ADAPTORS

TYPE: NZ/ED1 & SH1 Adaptors	TYPE: NZ2 & ED2 Adaptors	TYPE: ED3 Adaptor
<p>HIGHLIGHTS:</p> <p>Brand: NECO</p> <p>Easy to install</p> <p>Various Sizes Available</p>	<p>HIGHLIGHTS:</p> <p>Brand: NECO</p> <p>Easy to install</p> <p>Various Sizes Available</p>	<p>HIGHLIGHTS:</p> <p>MATERIAL: Steel</p> <p>Easy to install</p> <p>Various Sizes Available</p>
<p>PRODUCT DESCRIPTION:</p> <p>The NZ/ED1 & SH1 Adaptors are designed to work with the NZ/ED1 & SH1 Tubular Motors.</p> 	<p>PRODUCT DESCRIPTION:</p> <p>The NZ2 & ED2 Adaptors are designed to work with the NZ2 & ED2 Tubular Motors.</p> 	<p>PRODUCT DESCRIPTION:</p> <p>The NZ3 & ED3 Adaptors are designed to work with the NZ3 & ED3 Tubular Motors.</p> 
<p>DIMENSIONS:</p> <p>60mm</p> <hr/> <p>70mm</p> <hr/> <p>89mm</p> <hr/> <p>97mm</p> <hr/>	<p>DIMENSIONS:</p> <p>70mm</p> <hr/> <p>89mm</p> <hr/> <p>94mm</p> <hr/> <p>97mm</p> <hr/>	<p>DIMENSIONS:</p> <p>94mm</p> <hr/> <p>97mm</p> <hr/> <p>120mm</p> <hr/>