


Practice with interactive code exercises


In this course, you'll be putting what you learn into practice in an interactive code sandbox on [Replit](#). In order to access the exercises, be sure to:

1. create or connect to your Replit account (it's free!),
2. click the following link to gain access to this course's exercises: [Learn Programming With Python](#),
3. follow links to this course's exercises in "Practice Makes Perfect" sections.



[Back to all Teams](#)



Learn Programming With Python
@OCLearnProgrammingWithPython



Projects

TITLE	DUE DATE	SUBMISSION
 Write a Python Class - Exercise 1 P1C3 Learn Programming with Python	—	Start project
 Create Python Objects - Exercise 1 P1C4 Learn Programming with Python	—	Start project

You'll also be able to find this course's exercises on Replit later, by going to your teams ("Teams" in your left-hand menu) and clicking on this course's name under "Education".

Ready to get coding?