

## How to upload files:

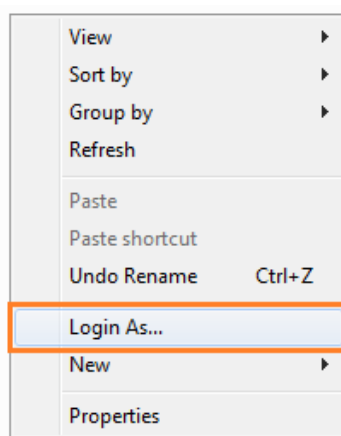
- With the use of ftp server
- With the use of private forum

### 1. Uploading on FTP server

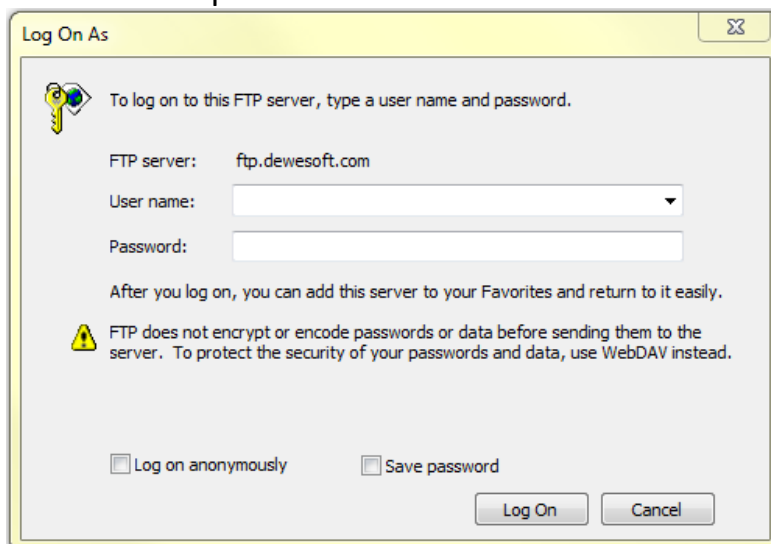
- Go to windows explorer and go to ftp.dewesoft.com



- With the right click on the blank space, “Login As...” option will appear




- User name: swap4test  
Password: swap4test



- Go to “uploads” folder and copy(drag and drop) the files into it

## 2. Private forum

- Login on our web site <http://www.dewesoft.com/login>
- Go to support tab and click on forum
- On the bottom of the page, there is private forum



**Private forum**  
 **Private support discussion**  
Private forum for customer support discussions. All the conversation in this section are private and are not visible to other visitors except yourself and DEWESoft. You can post private questions and upload files up to 2GB.

- Create a new topic

Forum / Private support discussion

 New topic

- Zip the file and upload it here:

**Create new topic**  
Topic title  
  
  
  
Attachments  
  
Drag and drop files or click to browse  
What is 16 + 4?