

How to upload files:

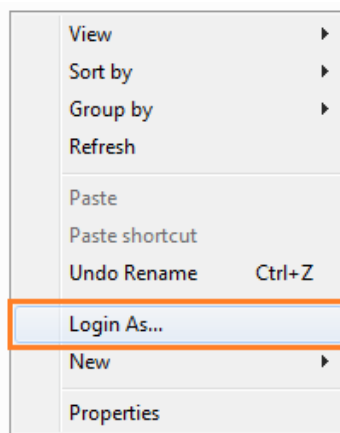
- With the use of ftp server
- With the use of private forum

1. Uploading on FTP server

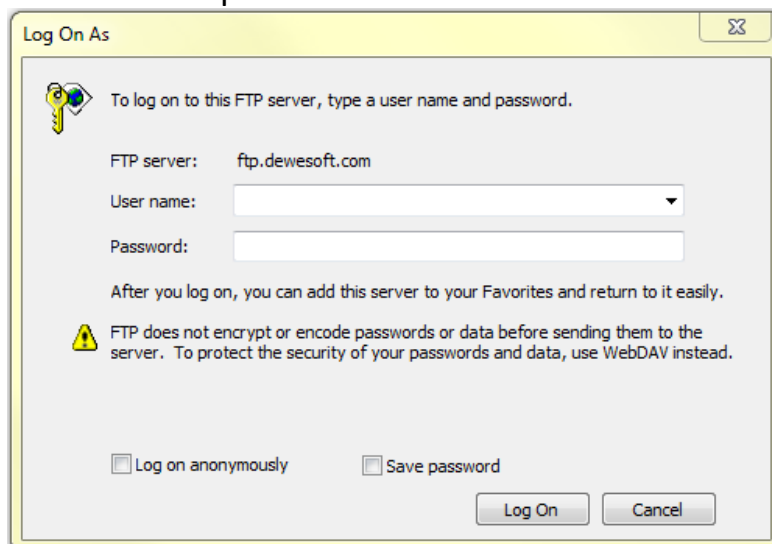
- Go to windows explorer and go to ftp.dewesoft.com



- With the right click on the blank space, “Login As...” option will appear



- User name: swap4test
Password: swap4test




- Go to “create folder and copy(drag and drop) the files into it

2. Private forum (files up to 2 GB)

- Login on our web site <http://www.dewesoft.com/login>
- Go to support tab and click on forum
- On the bottom of the page, there is private forum

Private forum




Private support discussion

Private forum for customer support discussions. All the conversation in this section are private and are not visible to other visitors except yourself and DEWESoft. You can post private questions and upload files up to 2GB.

- Create a new topic


Forum / Private support discussion


 New topic

- Zip the file and upload it here:

Create new topic

Topic title





Drag and drop files or click to browse

What is 16 + 4?