



Games & Activities

AAC Support Pack

Supporting communication, choice-making
and participation with HelpKidzLearn
Games & Activities



HelpKidzLearn™

Trusted by 6,500+ schools in 52 countries.

www.helpkidzlearn.com

About this pack.



This Games & Activities AAC Support Pack has been created to help teachers, therapists, parents and carers use communication supports alongside HelpKidzLearn Games & Activities.

The resources are designed to support learners to make choices, express preferences, request, reject, comment, ask for more, stop an activity and take a more active role during sessions.

Inside the pack you will find guidance, ready-to-print AAC resources and selected Chooselt Maker examples.

The printable resources form the main complete resource set for Games & Activities. The Chooselt Maker activities are included as editable digital examples and starting points, rather than a full digital copy of every printed board.

The aim is not only to help learners choose an activity. The aim is to create repeated, meaningful communication opportunities before, during and after Games & Activities sessions.

Contents.

04 – How to use this pack.

04 – Which resource should I use?

05 – A simple pathway for introducing AAC.

06 – Games & Activities overview.

07 – Games & Activities AAC resources at a glance.

08 – Choice boards.

08 – Communication boards.

09 – Eye-pointing boards.

10 – Chooselt Maker examples.

13 – Using AAC devices and additional printables.

14 – Appendix A – Choice boards.

52 – Appendix B – Communication boards.

128 – Appendix C – Eye-pointing boards.

178 – Appendix D – BIGmack and Smooth Talker counting songs templates.

189 – Appendix E – GoTalk 9+ printables.

200 – Appendix F – Jelly Bean Twist and Jelly Beamer Twist printables.

203 – Appendix G – Quick Talker 7 printables.

215 – Appendix H – Quick Talker 7 counting songs printables.

222 – Appendix I – Talking Photo Album printables.

How to use this pack.

Start by choosing the Games & Activities learning objective or milestone you are working on.

Then select the resource type that best matches the learner's current communication and access needs.

Use the boards flexibly. Some learners may need two highly motivating choices. Others may be ready to scan a larger choice board, comment during an activity or use a consistent set of key words across sessions.

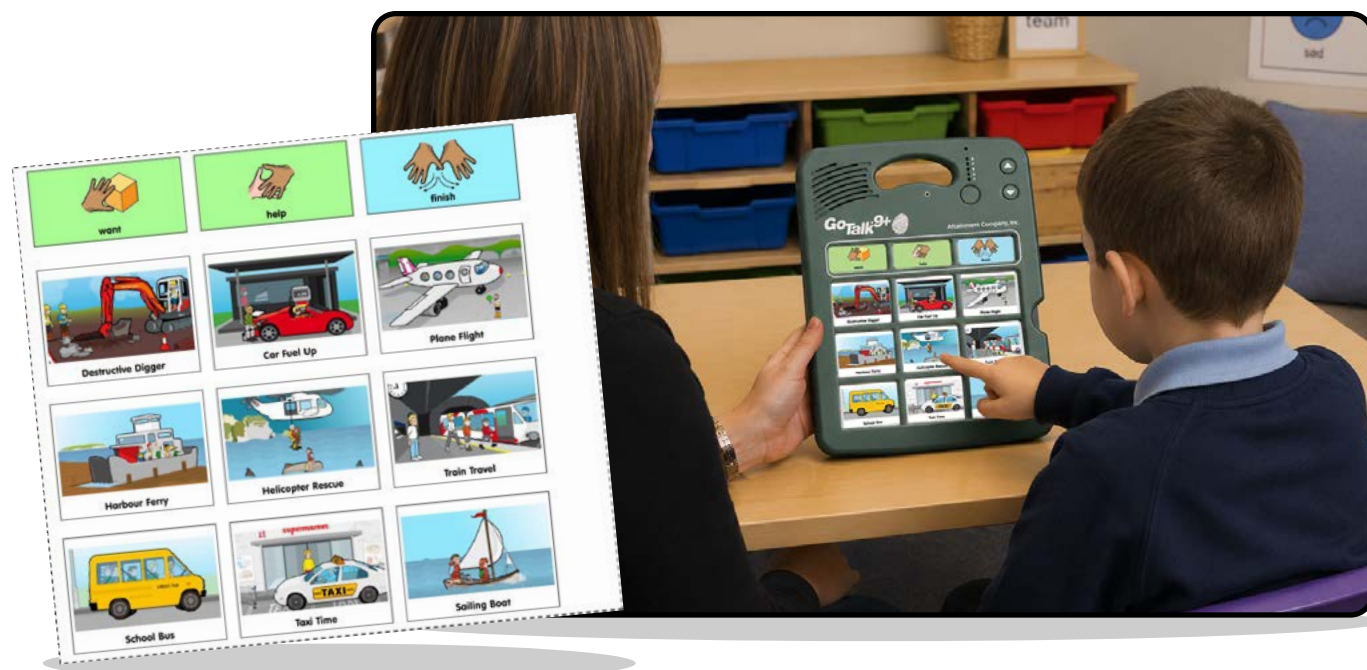
Model the symbols naturally as you speak, pause to give the learner time to respond and accept any intentional communication attempt, including looking, reaching, vocalising, smiling, moving, pressing or turning away.

Only print the pages you need. The appendices include a range of printable resources, so staff can select the board, template or access support that best matches the learner, activity and AAC system.

Which resource should I use?

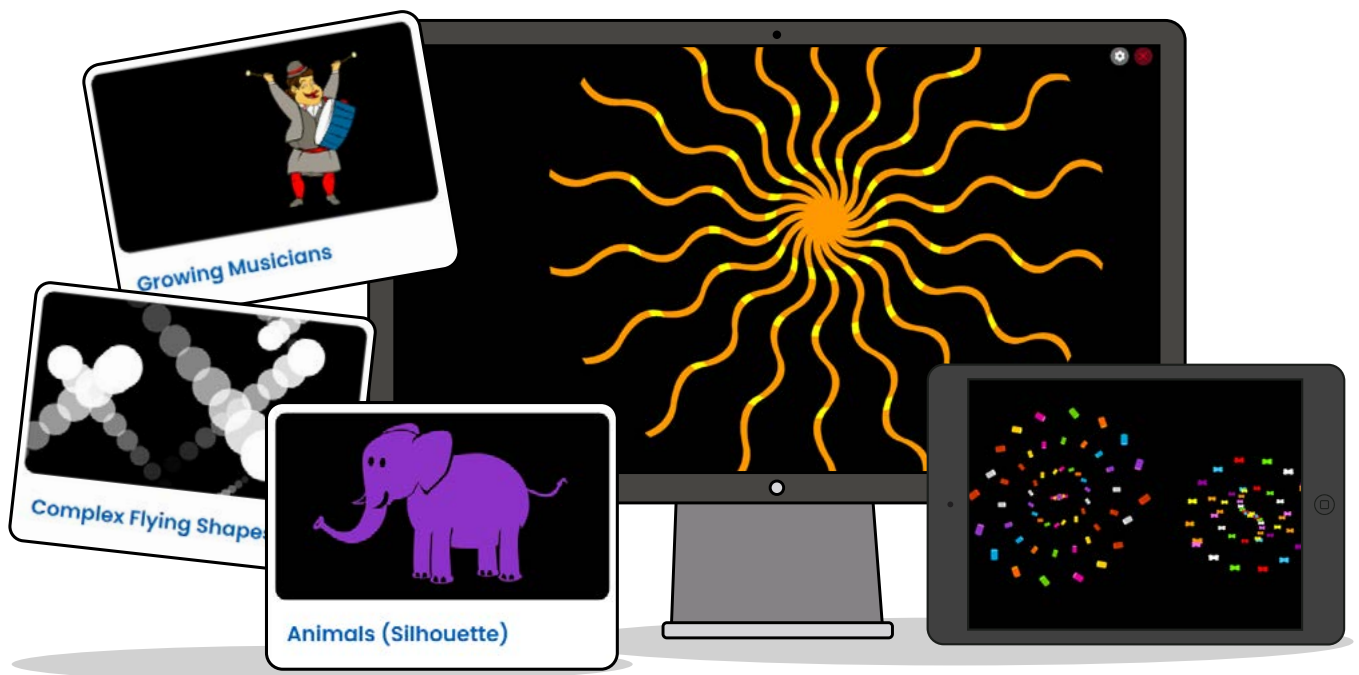
Resource type	Use it when...	How it supports AAC	Where it sits
Choice boards	The learner is choosing an activity, favourite option or what to do next.	Supports purposeful choice-making, preference sharing and partner modelling.	Main section and Appendix A
Communication boards	The learner needs words during an activity, not only before it starts.	Supports requesting, rejecting, commenting, asking for help, stopping and repeating.	Main section and Appendix B
Eye-pointing boards	The learner communicates by looking or uses partner-assisted scanning.	Supports access through eye gaze, observation and clear adult confirmation.	Main section and Appendix C
Device-specific printables	Staff want printable overlays, symbols or activity supports for specific AAC devices.	Supports consistency between HelpKidzLearn activities and physical communication aids.	Appendices D to I
Chooselt Maker examples	Staff want a focused digital choice-making activity with fewer options.	Supports personalised digital choice-making, preference sharing and modelling.	Chooselt Maker section

A simple pathway for introducing AAC.



- 1. Start with motivation:** Choose activities the learner is likely to notice, enjoy or respond to.
- 2. Offer a small number of choices:** Begin with two or three options if needed, then gradually increase the number of choices when the learner is ready.
- 3. Model the communication:** Point to symbols, use the learner's device, press a switch or model a word while you speak.
- 4. Wait and watch:** Give the learner enough time to look, reach, move, vocalise, press, scan or respond in their own way.
- 5. Respond meaningfully:** Treat the communication as important. Follow through where possible by playing the chosen activity, repeating it, stopping, helping or commenting back.
- 6. Build from choosing to commenting:** Move beyond "what do you want?" by modelling words such as more, again, stop, help, like, don't like, see and hear.

Games & Activities overview.









Games & Activities offers a wide range of accessible activities that support early interaction, cause and effect, attention, timing, targeting and choice-making skills.

The AAC resources in this pack help learners take part more actively in Games & Activities sessions. They can be used to choose an activity, request more, ask for help, stop, comment on what they see or hear, and share whether they like or do not like an activity.

Because Games & Activities includes multiple learning objectives and milestones, the printable resources are organised to help staff quickly find the right board for the stage they are working on.

Games & Activities AAC resources at a glance.

Use this section to see which AAC resources are available for each Games & Activities learning area. The printable resources are included in the appendices so you can go straight to the pages you need.

Learning objective or area	How AAC can support the learner	Resources included
 1 Cause and Effect	Supports learners to make a choice, show a preference and take part in activities where their action makes something happen.	Choice boards, communication boards and eye-pointing boards.
 2 Sequential	Supports learners to choose activities, anticipate what comes next, request repetition and communicate during activities with a sequence of actions or events.	Choice boards, communication boards, eye-pointing boards, and device-specific printables for Sequential activities such as Counting Songs.
 3 Attention and Timing	Supports learners to attend, wait, anticipate and respond at the right moment, while also communicating preferences during the activity.	Choice boards, communication boards and eye-pointing boards.
 4 Targeting and Timing	Supports learners to choose activities, comment, request help or another turn, and take part in activities involving visual scanning, targeting and timed responses.	Choice boards, communication boards and eye-pointing boards.
 5 Introducing Choice	Supports learners as they begin to make more deliberate choices and communicate what they want, like, dislike or want to finish.	Choice boards, communication boards and eye-pointing boards.
 6 Choice Making	Supports learners to make clearer choices, express preferences, reject options, request more or ask for help during choice-making activities.	Choice boards, communication boards, eye-pointing boards and selected Chooselt Maker examples.

Games & Activities choice boards.



Use the choice boards when the learner is choosing which Games & Activities activity they would like to access.

They can be printed as full boards, cut into individual activity symbols, used on a now and next board, or reduced to a smaller set of choices.

For learners who are at an early stage of communication, start with a small number of motivating activities. For learners who are ready for more choice, use the full board to support scanning, preference-making and repeated opportunities to choose.

Adults should model the choice-making process by pointing to the symbols, naming the options and pausing. Confirm the learner's choice clearly before opening the activity.

Games & Activities communication boards.



Use the communication boards during an activity to give learners access to useful words.

Depending on the board, learners may be able to request, comment, reject, ask for more, ask for help, stop or say whether they like or do not like an activity.

The boards can be used by pointing, partner-assisted scanning, direct access, switch access or alongside a learner's own AAC system. Adults should model the words naturally throughout the activity, not only when asking a question.

Some boards use a smaller set of key words, while others include more activity-specific vocabulary. Select the board that gives the learner enough language to participate without making the page too visually busy.

Games & Activities eye-pointing boards.



Use the eye-pointing boards with learners who communicate by looking, or where an adult supports partner-assisted scanning.

Place the board in a comfortable position, watch carefully for the learner's response and confirm the choice before acting on it.

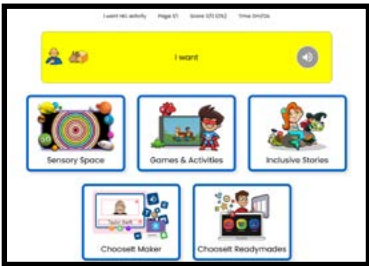

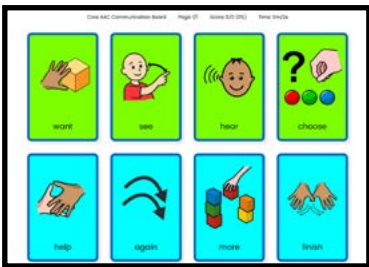
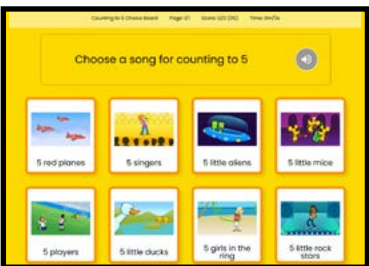
The central cut-out space allows the adult to observe the learner's eye movements and interpret choices more clearly. Boards can be personalised by reducing the number of options or replacing activity choices with the learner's favourites.

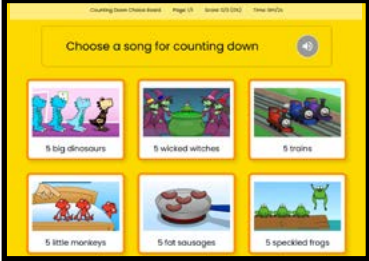




Keep the interaction calm and unhurried. Confirm what the learner has communicated, then respond by playing, repeating, stopping, changing or commenting on the activity.




Chooselt Maker digital examples.

We've created some **Chooselt Maker activities** as examples of what's possible.

Chooselt Maker works best when choices are focused and manageable. For this reason, the included examples use smaller sets of options that can be personalised for individual learners, rather than copying every printed resource in full.

Activity	Purpose	Share code
<p>I want HelpKidzLearn Activity</p> 	<p>Choose between Sensory Space, Games & Activities, Inclusive Stories, Chooselt Maker or Chooselt Readymades.</p>	<p>YJFBAF</p>
<p>Like and don't like</p> 	<p>Help the learner communicate whether they like or dislike something.</p>	<p>YBPDDBA</p>
<p>Core AAC Communication Board</p> 	<p>Support key words for HelpKidzLearn activities.</p>	<p>KJLCJD</p>
<p>Counting to 5 Choosing Board</p> 	<p>Choose between eight counting songs that count upwards from 1 to 5. Located in: Sequential > Make More Happen</p>	<p>YTAWRW</p>

<p>Counting Down to 5 Choosing Board</p> 	<p>Choose between six counting songs that count down from 5 to 1.</p> <p>Located in: Sequential > Make More Happen</p>	<p>DJRLHG</p>
<p>Choose a Counting Song Communication Board</p> 	<p>Choose counting songs, ask to play again, stop or choose something different.</p> <p>Located in: Sequential > Make More Happen</p>	<p>DXCLYJ</p>
<p>100m Sprint</p> 	<p>A communication board for using alongside the 100m Sprint activity.</p> <p>Located in: Sequential > Make More Happen</p>	<p>GHLAQD</p>
<p>A Rainy Day</p> 	<p>A communication board for using alongside A Rainy Day activity.</p> <p>Located in: Sequential > Make More Happen</p>	<p>LKCEJE</p>
<p>Armoured Ankylosaurus</p> 	<p>A communication board for the dinosaur Armoured Ankylosaurus activity.</p> <p>Located in: Sequential > Make More Happen</p>	<p>YAJEVA</p>

<p>Harbour Ferry</p> 	<p>Example Games & Activities activity that can be used as a digital choice-making or communication support.</p> <p>Located in: Sequential > Make More Happen</p>	<p>JHXMWM</p>
<p>Haunted House</p> 	<p>Choose what characters you see and hear in Haunted House.</p> <p>Located in: Attention & Timing > Locate Change</p>	<p>RWWLQN</p>
<p>Memory Pairs</p> 	<p>A simple example communication board for using alongside the Memory Pairs activity.</p> <p>Located in: Choice Making > Exploration</p>	<p>GNVTQX</p>

Using AAC devices and additional printables.



Some Games & Activities resources have also been prepared for specific AAC devices and printed communication tools.

They are useful when you want to use the same activity vocabulary across HelpKidzLearn software and physical communication aids.

We have included printed resources for the following:

- BIGmack and Smooth Talker counting songs templates.
- GoTalk 9+ printables.
- Jelly Bean Twist and Jelly Beamer Twist printables.
- Quick Talker 7 printables.
- Quick Talker counting songs printables.
- Talking Photo Album printables.
- Blank templates for personalisation.

Appendix A Choice boards.




Appendix A – Games & Activities – Choice board – Cause and Effect – Press and Hold



Blank rectangular box for student response.

Blank rectangular box for student response.

Blank rectangular box for student response.



Blank rectangular box for student response.

Blank rectangular box for student response.

Blank rectangular box for student response.



Blank rectangular box for student response.

Blank rectangular box for student response.





Blank rectangular box for student response.















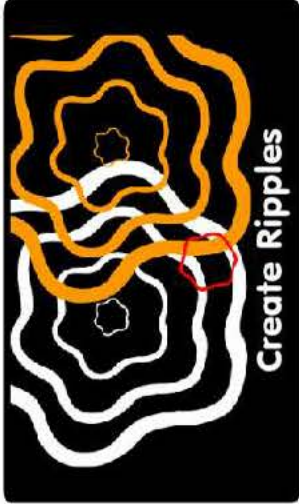
Blank rectangular box for student response.

Blank rectangular box for student response.

Blank rectangular box for student response.







Blank rectangular box for student response.

Blank rectangular box for student response.

Blank rectangular box for student response.

Blank rectangular box for student response.

Blank rectangular box for student response.

Blank rectangular box for student response.

Blank rectangular box for student response.

Blank rectangular box for student response.

Blank rectangular box for student response.

Blank rectangular box for student response.

Blank rectangular box for student response.


Blank rectangular box for student response.




Explore Arches




Explore Complex Flags




Explore Large Squares



Explore Medium Squares



Explore Simple Flags



Explore Small Squares



Explore Stained Glass



Explore Swirls



Explore Tiles



Explore Waves



Hidden Circles





Hidden Rectangles



Hidden Squares



Hidden Stars

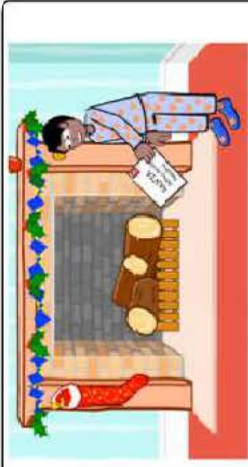




Carol Singers



Christmas Dinner



Christmas Eve



Christmas Tree



Happy New Year



Present



Santa Claus



Santas Grotto



Santas Sleigh







The Cracker



The Snow Family



Xmas Advent Calendar

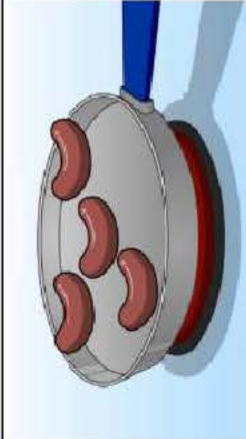




Five Brown Teddies



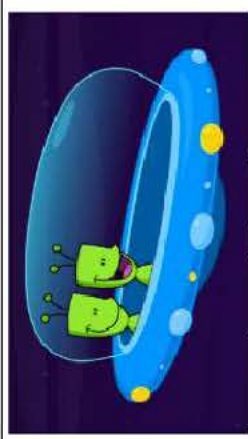
Five Currant Buns




Five Fat Sausages



Five in the Bed



Five Little Aliens




Five Little Ducks




Five Little Firefighters









Five Little Mice




Five Little monkeys



Five Speckled Frogs





Five Big Dinosaurs



Five Girls in the Ring



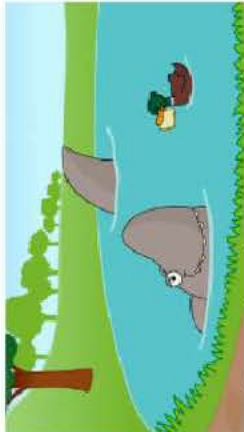
Five Little Rock Stars



Five Players



Five Red Planes




Five Sharks Swimming



Five Singers







Five Superboys



Five Trains



Five Wicked Witches





Ammonite Fossil



Armoured Ankylosaurus



Bugging Archaeopteryx



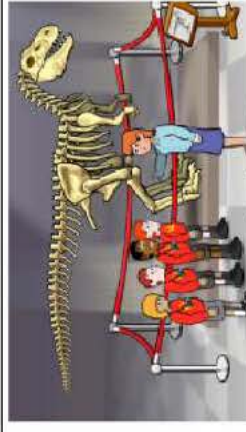
Burly Brontosaurus



Ichthyosaurus



Sabre Tooth Tiger



Scattered Skeleton



Sticky Mammoth



Swooping Pterodactyls







T-Rex Roar!




Triceratops



Velociraptor Mealtime






Apple Picking



Cat and the Mouse




Cow Milking Shed



Ducks in the Pond




Feeding at the Pigsty




Grumpy Goat



Horse Riding



Ploughing the Fields




Scarecrow Sid







Sheep Shearing



The Chicken house



The Crafty Fox






Breakdown Mechanic




Caretaker



Catch that Croak



Crossing Lady



Firefighters



Garbage Man



Lunchtime Lady



Mailman Stan



Music Teacher







Nurse Nightingale











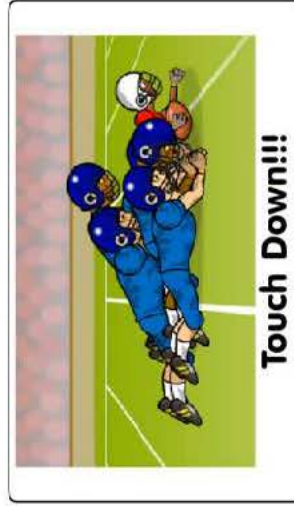


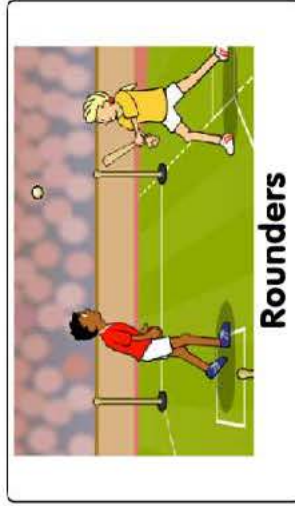
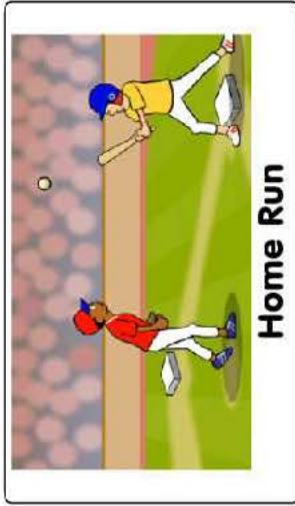
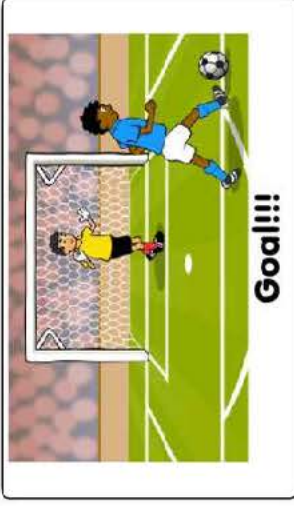
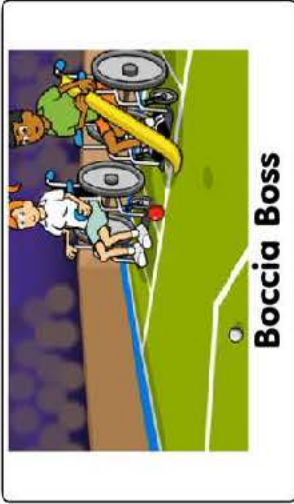

Paramedics



Supermarket Checkout









Car Wash



Cash Machine ATM



Elevator Up



Mobile Cell Phone



Pedestrian Crossing



Photo Booth



Self Service Checkout



Sensory Room



Switch Fan







Television Time



Underground Subway



Vending Machine





Car Fuel Up



Destructive Digger



Fixing Street Lights



Forklift Truck



Harbour Ferry



Helicopter Rescue




Plane Flight



Sailing Boat



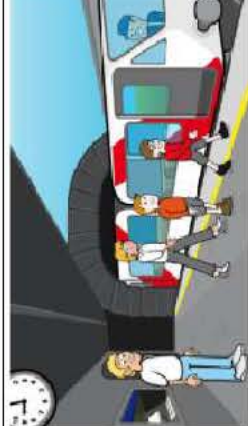
School Bus







Space Launch



Taxi Time

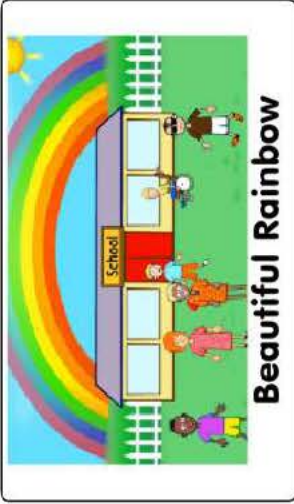


Train Travel






A Rainy Day



Beautiful Rainbow



Foggy Driving



Hay Fever



Keeping Warm



Puddle Jumping



Safe Sun Bathing



Slippery Ice



Snow Sledding







Sun and Rain



Thunderstorm



Windy Day






Drought and Giraffe



Falcon Babies



Flippers and Fins



Frog Life Cycle



Kangaroos and Koala



Perfect Peacocks



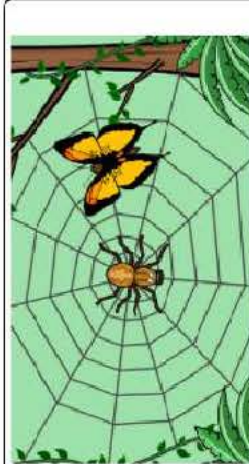
Rattlesnake



Seal and Penguins



Snappy Crocodile







Spider Web



Spiky Hedgehog



Tiger Roar!





Basketballers and Cheerleaders




Make It Work



Musicians



Mystery Egg



Noisy Shapes



Noisy Trucks

Blank choice board cell.

Blank choice board cell.

Blank choice board cell.

Blank choice board cell.

Blank choice board cell.

Blank choice board cell.


Blank choice board cell.

Blank choice board cell.

Blank choice board cell.


Blank choice board cell.

Appendix A - Games & Activities - Choice board - Wait for Change



Coconut Shy

The board features four coconut shells on the left and four funnels on the right. The top funnel is red, and the others are blue. The text 'Coconut Shy' is written vertically on the right side.




Crazy Cats

The board features three trash cans on the left and a yellow cat on the right. The text 'Crazy Cats' is written vertically on the right side.



Gophers Down a Drainpipe

The board features a purple gopher on the left and a drainpipe on the right. The text 'Gophers Down a Drainpipe' is written vertically on the right side.



Ten Pin Bowling

The board features two bowling balls on the left and a bowling pin on the right. The text 'Ten Pin Bowling' is written vertically on the right side.

Blank rectangular box for recording the outcome of the Coconut Shy game.

Blank rectangular box for recording the outcome of the Coconut Shy game.

Blank rectangular box for recording the outcome of the Coconut Shy game.

Blank rectangular box for recording the outcome of the Crazy Cats game.

Blank rectangular box for recording the outcome of the Crazy Cats game.

Blank rectangular box for recording the outcome of the Crazy Cats game.

Blank rectangular box for recording the outcome of the Gophers Down a Drainpipe game.


Blank rectangular box for recording the outcome of the Gophers Down a Drainpipe game.

Blank rectangular box for recording the outcome of the Gophers Down a Drainpipe game.

Blank rectangular box for recording the outcome of the Ten Pin Bowling game.

Blank rectangular box for recording the outcome of the Ten Pin Bowling game.

Blank rectangular box for recording the outcome of the Ten Pin Bowling game.



Blank rectangular box for choice board.

Blank rectangular box for choice board.

Blank rectangular box for choice board.

Blank rectangular box for choice board.

Blank rectangular box for choice board.

Blank rectangular box for choice board.

Blank rectangular box for choice board.

Blank rectangular box for choice board.



Blank rectangular box for choice board.

Blank rectangular box for choice board.

Blank rectangular box for choice board.

Blank rectangular box for choice board.

Appendix A - Games & Activities - Choice board - Experimental Play



Blank rectangular box for notes.

Blank rectangular box for notes.

Blank rectangular box for notes.

Blank rectangular box for notes.

Blank rectangular box for notes.

Blank rectangular box for notes.

Blank rectangular box for notes.

Blank rectangular box for notes.









Blank rectangular box for notes.

Blank rectangular box for notes.

Blank rectangular box for notes.


Blank rectangular box for notes.

Appendix A - Games & Activities - Choice board - Ready Steady Go






Championship Darts



Jumping Jack




Sausage Fry



Space Blast



Splat the Clowns




Touch Musical Bags



Touch Musical Curtains



Touch Musicians



Touch Patterns



Touch Ripples






Touch Spirals




Touch Spokes



World Cup Soccer





Find and Touch it

A black card with a blue spiral of wavy lines radiating from a central point. Small yellow and blue dots are scattered along the lines.



Find Curtains Silhouette

A black card with a red curtain background. A black silhouette of a person is positioned in the center, partially obscured by the curtain.



Find Curtains

A black card with a red curtain background. A cartoon woman in a blue shirt and red pants is standing in the center, holding the curtain.



Find Musicians

A black card with a cartoon illustration of three musicians: a pink pig-like creature playing a double bass, a yellow bear-like creature playing a guitar, and a purple bear-like creature playing a saxophone.




Musicians in a Line

A black card with three cartoon musicians in yellow outfits standing in a horizontal line.



Objects in a Line

A black card with three colored squares (blue, green, orange) arranged in a horizontal line. Each square has a smaller square of the opposite color inside it.




peeping Musicians

A black card with a cartoon musician in a blue cap peering over a piano. In the background, a trumpet player and a saxophone player are visible.




Peeping Target

A black card with a red geometric shape (a square with a triangle on top) and a purple jagged shape. Green concentric circles are at the top.




Scattered Musicians

A black card with three cartoon musicians in white outfits scattered across the card. Green laser beams are directed at them.




Scattered Objects

A black card with three colorful starburst patterns (yellow, green, purple) scattered across the card.




Touch to Jump Musicians 3

A black card with a cartoon musician in a green shirt and blue pants standing on a grey dot. A large grey cone is on the right.



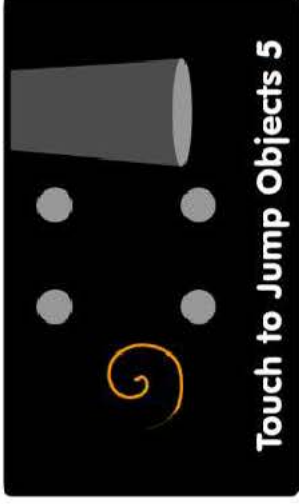
Touch to Jump Musicians 5

A black card with a cartoon musician in a green shirt and blue pants standing on a grey dot. A large grey cone is on the right. There are two other grey dots on the left.




Touch to Jump Objects 3

A black card with a purple starburst pattern on a grey dot and a large grey cone on the right.




Touch to Jump Objects 5


A black card with a purple starburst pattern on a grey dot, a yellow spiral, and a large grey cone on the right. There are two other grey dots on the left.




A blank white card with a black border.




A blank white card with a black border.



Chopper Rescue




Firework Pyrotechnic



Fishing Frenzy




Jungle Adventure












Lets Dance
































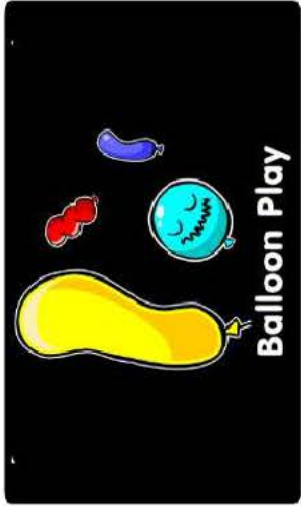
Little Lost Penguin



Space Shooter










Shhhh



The Big Show



Tin Can Tower



Wake The Crocodile

Blank rectangular box for choice selection.

Blank rectangular box for choice selection.

Blank rectangular box for choice selection.

Blank rectangular box for choice selection.

Blank rectangular box for choice selection.

Blank rectangular box for choice selection.

Blank rectangular box for choice selection.

Blank rectangular box for choice selection.

Blank rectangular box for choice selection.

Blank rectangular box for choice selection.


Blank rectangular box for choice selection.

Blank rectangular box for choice selection.




Basketball

A cartoon illustration of a basketball game. On the left, a player with blonde hair in a red jersey is shown in a starting stance. On the right, another player in a red jersey is shown in a shooting motion. In the background, a basketball hoop and backboard are visible.



Bumper Cars

A cartoon illustration of a bumper car arena. Two cars are shown: a red one with a driver in a red and yellow outfit, and a blue one with a driver in a white and blue outfit. Two control panels with buttons are visible on the left side of the arena.



Gophers

A cartoon illustration of two gophers in a hole. One gopher is green and is using a shovel to dig. The other is yellow and is looking out from the hole.



Hungry Crocodile

A cartoon illustration of a green crocodile with its mouth wide open, ready to eat a pink sandwich.

Empty rectangular box for choice board selection.

Empty rectangular box for choice board selection.

Empty rectangular box for choice board selection.

Empty rectangular box for choice board selection.

Empty rectangular box for choice board selection.

Empty rectangular box for choice board selection.

Empty rectangular box for choice board selection.

Empty rectangular box for choice board selection.

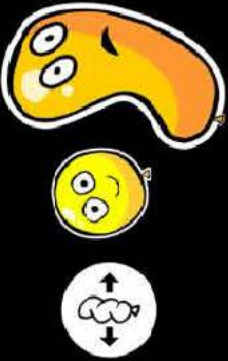
Empty rectangular box for choice board selection.

Empty rectangular box for choice board selection.

Empty rectangular box for choice board selection.

Empty rectangular box for choice board selection.


Appendix A – Games & Activities – Choice board – One Object Two Actions




Balloon Pop



Basketball Free Throw



Monster Trapdoor



Truck Play

--

--

--

--

--

--

--


--

--

--

--

--




Balloon Blower

A cartoon illustration of a smiling yellow balloon with a face, set against a teal background with wavy lines.




Gophers Mower

A cartoon illustration of a green lawnmower on a grassy field with several colorful gophers (yellow, blue, purple, pink) nearby.



Rocket Builder

A cartoon illustration of a red and orange rocket ship with a small figure in a red spacesuit standing next to it.



Rollercoaster

A cartoon illustration of a rollercoaster with several colorful cars (yellow, green, blue, red) on a track.



Tin Can Topple

A cartoon illustration of a man in a white shirt and blue pants using a hammer to knock over a stack of colorful tin cans (blue, green, yellow, red).

Blank rectangular box for notes or drawing.

Blank rectangular box for notes or drawing.

Blank rectangular box for notes or drawing.

Blank rectangular box for notes or drawing.

Blank rectangular box for notes or drawing.

Blank rectangular box for notes or drawing.


Blank rectangular box for notes or drawing.

Blank rectangular box for notes or drawing.

Blank rectangular box for notes or drawing.


Blank rectangular box for notes or drawing.

Blank rectangular box for notes or drawing.



Basketball Team

A cartoon illustration of four basketball players in red and white uniforms on a court. One player is in the air, about to shoot a basketball into a hoop.



Dance Step

A cartoon illustration of a man in a brown suit and a woman in a pink tutu dancing on a stage with yellow and pink spotlights.




Feed the Crocodile

A cartoon illustration of a green crocodile with its mouth open, eating a hot dog and a hamburger.




In the Spotlight

A cartoon illustration of a person in a red and white outfit performing on a stage under a large yellow spotlight.




Load the Truck

A cartoon illustration of a yellow crane lifting a box onto a green truck.




More Gophers


A cartoon illustration of a purple gopher in a hole, a blue gopher in a hole, and a shovel nearby.




A blank white rectangular card with a black border.




A blank white rectangular card with a black border.




A blank white rectangular card with a black border.




A blank white rectangular card with a black border.




A blank white rectangular card with a black border.




A blank white rectangular card with a black border.




A blank white rectangular card with a black border.



A blank white rectangular card with a black border.



A blank white rectangular card with a black border.

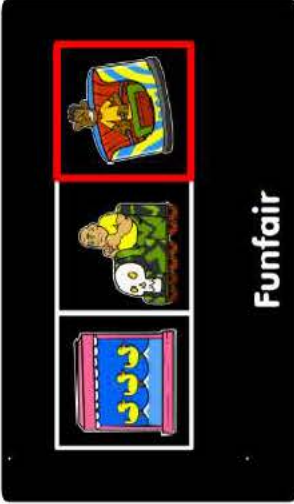


A blank white rectangular card with a black border.




Aunty Maggie's Recipe

Aunty Maggie is a pink, fuzzy character with large eyes and a wide smile. She is standing in a kitchen with shelves of colorful items and a green pot on the stove.




Funfair

Three panels showing different funfair activities: a person on a roller coaster, a person on a carousel horse, and a person on a Ferris wheel.




Gadgets

Three panels showing different gadgets: a red robot, a purple and green alien, and a black and red alien.




Pick and Play

Three panels showing different musical instruments: a red electric guitar, a yellow saxophone, and a brown banjo.




Rockets

Three panels showing different rockets: a blue and orange rocket, a blue rocket, and a purple rocket.




Smarty Pants

A cartoon boy with brown hair and a red shirt is looking at a row of five different smiley face emojis.




Sounboard


A grid of nine different colored shapes: a green rectangle, a pink oval, a red circle, a purple octagon, an orange pentagon, a yellow triangle, a cyan hexagon, a blue square, and a purple pentagon.




A large empty rectangular box for a choice board.




A large empty rectangular box for a choice board.




A large empty rectangular box for a choice board.




A large empty rectangular box for a choice board.




A large empty rectangular box for a choice board.




A large empty rectangular box for a choice board.




A large empty rectangular box for a choice board.




A large empty rectangular box for a choice board.




A large empty rectangular box for a choice board.

		
---	--	--


Ball and Cheer

		
--	--	---


Big Trucks

		
--	--	--


Cool Gadgets

		
---	--	--


Farm Animals

		
--	---	--

Funfair Attractions

		
--	---	--

Musical Solo

		
--	---	--

Rocket Ships

--	--	--

--	--	--

--	--	--

--	--	--

--	--	--

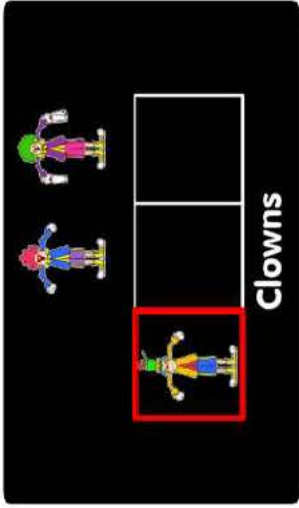
--	--	--

--	--	--

--	--	--


--	--	--

Appendix A – Games & Activities – Choice board – Complete the Set



Clowns

A choice board for 'Clowns' with three options: a clown in a red and blue outfit, a clown in a purple and green outfit, and a clown in a yellow and blue outfit. The clown in the yellow and blue outfit is highlighted with a red border.




Fireworks

A choice board for 'Fireworks' with three options: a red firework, a green firework, and a purple firework. The green firework is highlighted with a red border.



Musical Fun

A choice board for 'Musical Fun' with three options: a person playing a guitar, a person playing a drum set, and a person playing a trumpet. The person playing the trumpet is highlighted with a red border.



Racing Cars

A choice board for 'Racing Cars' with three options: a yellow and green race car, a red and white race car, and a white and black race car. The white and black race car is highlighted with a red border.

Blank choice board cell for Clowns.

Blank choice board cell for Clowns.

Blank choice board cell for Clowns.

Blank choice board cell for Fireworks.

Blank choice board cell for Fireworks.

Blank choice board cell for Fireworks.

Blank choice board cell for Musical Fun.


Blank choice board cell for Musical Fun.

Blank choice board cell for Musical Fun.

Blank choice board cell for Racing Cars.

Blank choice board cell for Racing Cars.

Blank choice board cell for Racing Cars.




Farm Yard

Choice board for Farm Yard: A 2x2 grid of boxes. The top-right box contains a chicken icon.



Musical Jam

Choice board for Musical Jam: A 2x2 grid of boxes. The top-right box contains a guitar icon.



Railway Express

Choice board for Railway Express: A 2x2 grid of boxes. The top-right box contains a train engine icon.



Sunny Street

Choice board for Sunny Street: A 2x2 grid of boxes. The top-right box contains a car icon.

Blank rectangular box for Farm Yard scene.

Blank rectangular box for Farm Yard scene.

Blank rectangular box for Farm Yard scene.

Blank rectangular box for Musical Jam scene.

Blank rectangular box for Musical Jam scene.

Blank rectangular box for Musical Jam scene.

Blank rectangular box for Railway Express scene.

Blank rectangular box for Railway Express scene.

Blank rectangular box for Railway Express scene.

Blank rectangular box for Sunny Street scene.

Blank rectangular box for Sunny Street scene.


Blank rectangular box for Sunny Street scene.



Mandy's House


A 3x3 grid of nine rooms: a living room with a sofa and TV, a kitchen with a stove and sink, a bedroom with a bed, a bathroom with a bathtub, a dining room with a table and chairs, a hallway, a closet, a window, and a doorway.

Memory Pairs 12 Cards




A 3x4 grid of 12 cards. Two cards are revealed: a pineapple and a pear. The other 10 cards are blue with a pattern.

Memory Pairs 20 Cards



A 4x5 grid of 20 cards. Two cards are revealed: a red die and a blue die. The other 18 cards are blue with a pattern.

Memory Pairs 4 Cards



A 2x2 grid of four cards. Two cards are revealed: a yellow alien and a person carrying a backpack. The other two cards are blue with a pattern.

Memory Pairs 6 Cards



A 2x3 grid of six cards. Two cards are revealed: a yellow star and a blue diamond. The other four cards are blue with a pattern.

Memory Pairs 8 Cards




A 2x4 grid of eight cards. Two cards are revealed: a green alien and a yellow alien. The other six cards are blue with a pattern.


Treasure Island




A 3x3 grid of nine cards showing a treasure island scene with a pirate, a treasure chest, a volcano, a lighthouse, a boat, and a treasure map.




A blank white rectangular board.




A blank white rectangular board.




A blank white rectangular board.




A blank white rectangular board.




A blank white rectangular board.




A blank white rectangular board.



A blank white rectangular board.



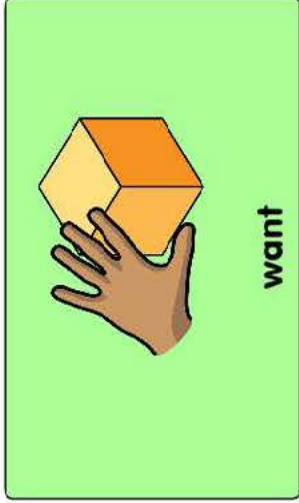
A blank white rectangular board.



A blank white rectangular board.

Appendix B Communication boards.






want



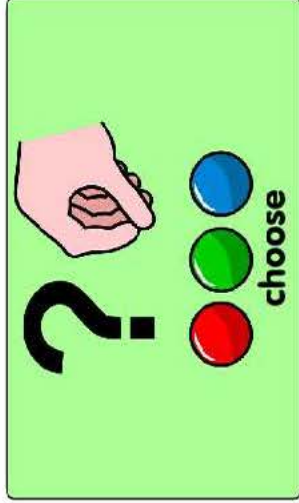
Sensory Space



Games and Activities



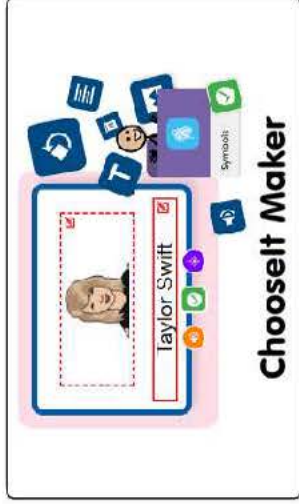
help




choose




Inclusive Stories




Choeselt Maker




like



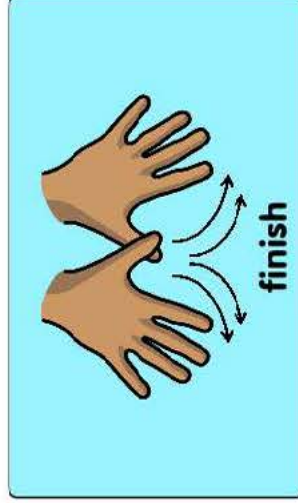
don't like





Choeselt Readymade










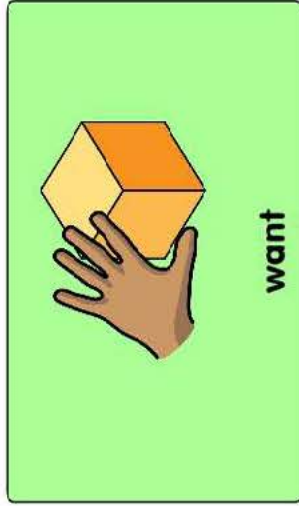



again



finish









I want





Animals Silhouette





Gadgets and Toys Silhouette




happy




don't like














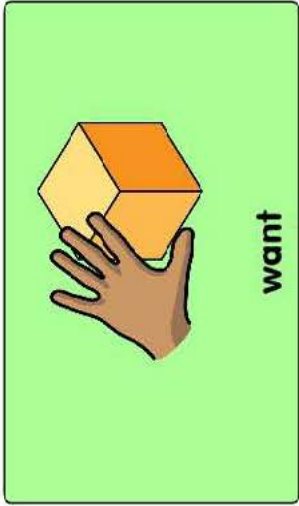
finish








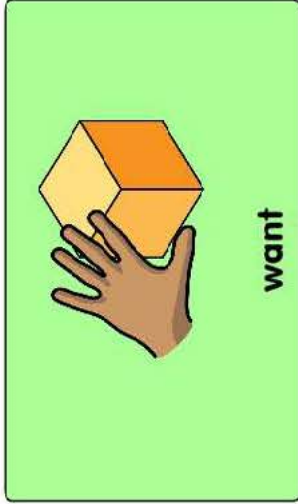











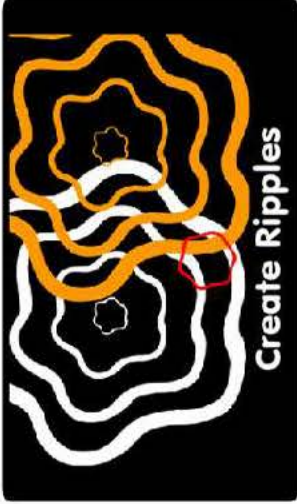

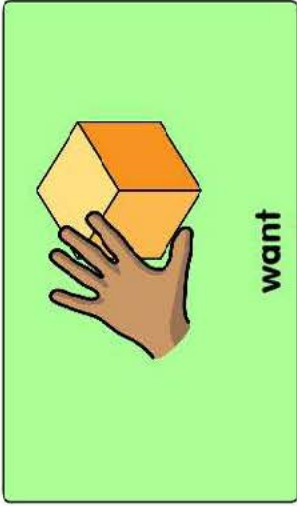
nature Silhouette













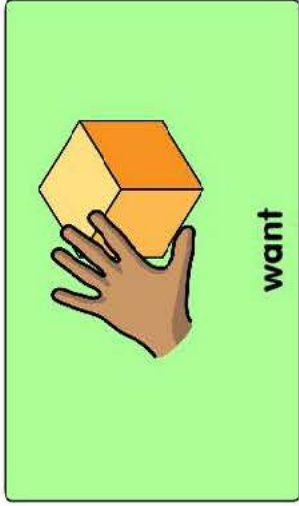












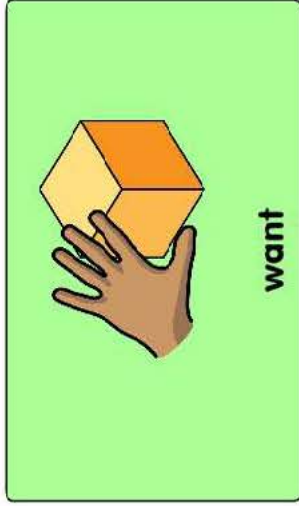
Transport Silhouette











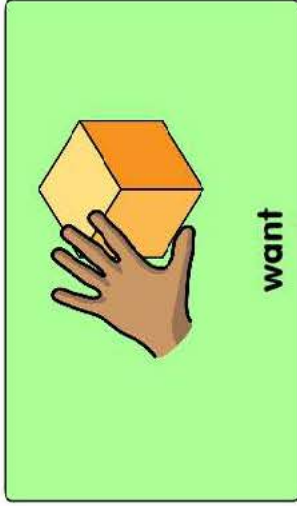














Instructions for the Five Brown Teddies HelpKidzLearn Activity:

Cut out each symbol of each teddy on this page.

Attach Velcro to the back of each symbol and to the blank cells on the Five Brown Teddies communication board.

Place the symbols into the blank cells on the communication board.







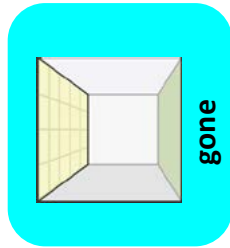
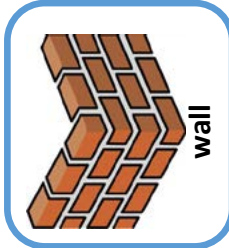
Attach Velcro along the wall picture.

As the song plays on the screen, encourage learners to place a teddy onto the wall matching the number of the teddies shown on the screen.

Support learners by modelling sentences, for example “I see 1 teddy,” “I see 2 teddies”, etc.



Five Brown Teddies





Instructions for the Five Currant Buns HelpKidzLearn Activity:

Cut out each bun symbol on this page.

Attach Velcro to the back of each bun symbol and to the blank cells on the Five Currant Buns communication board.

Place the bun symbols into the blank cells on the communication board.



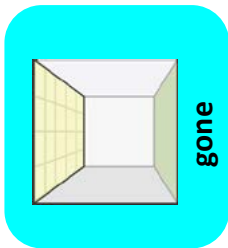

Attach Velcro around the baker's tray picture.


As the song plays on the screen, encourage learners to move a bun onto the display matching the number of buns shown on the screen.

Support learners by modelling sentences, for example, "I see 1 bun," "I see 2 buns", etc.



Five Currant Buns





Instructions for the Five Fat Sausages HelpKidzLearn Activity:

Cut out each symbol on this page.

Attach Velcro to the back of each symbol and to the blank cells on the Five Fat Sausages communication board.

Attach Velcro around the frying pan.

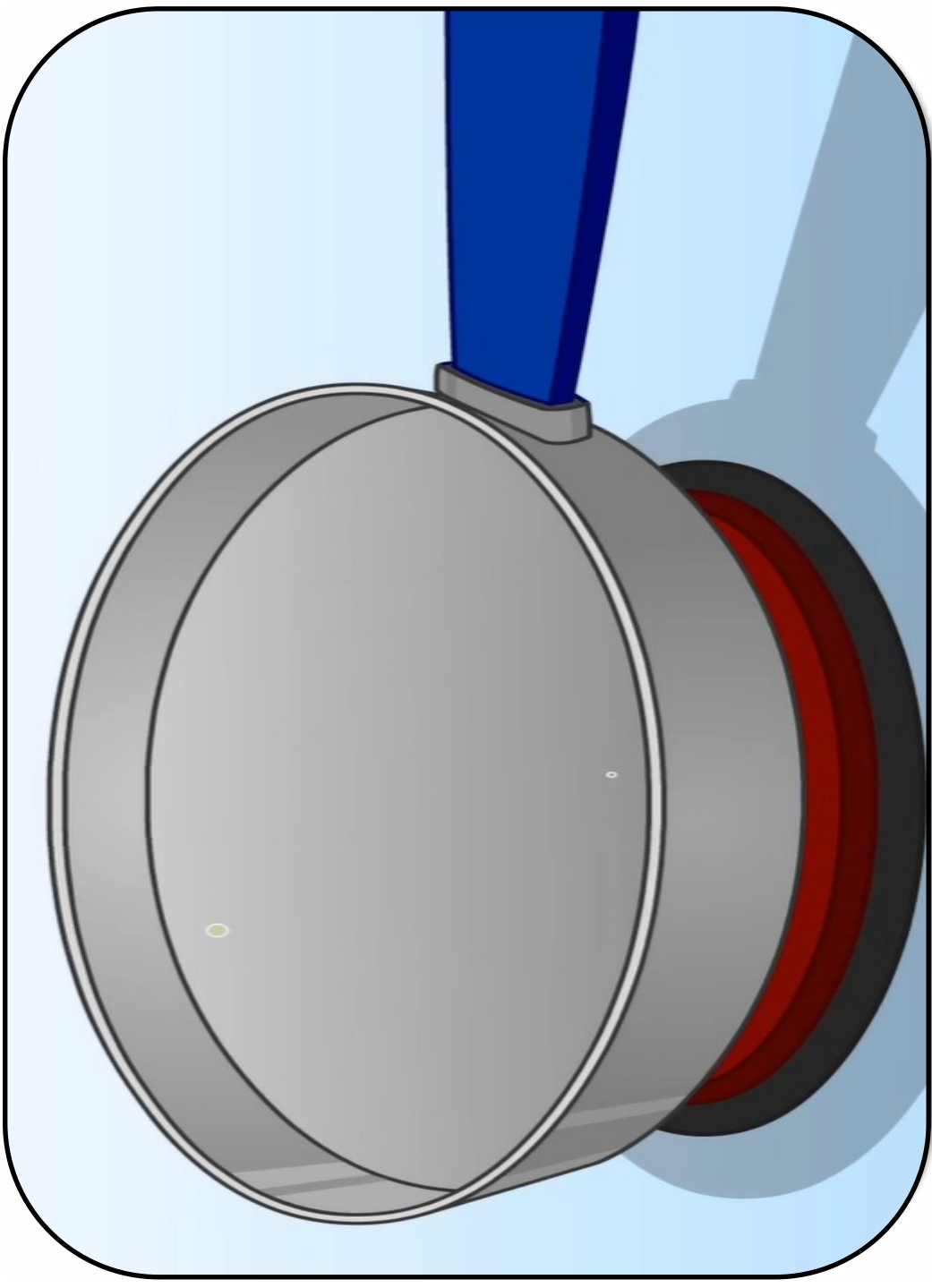
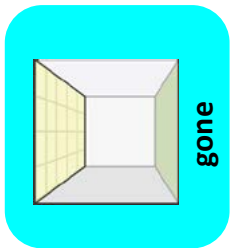

Place the sausages around the frying pan on the communication board.

As the song plays on the screen, encourage learners to take a sausage out of the pan and place in the blank cell below matching the number of sausages shown on the screen.

Support learners by modelling sentences, for example, “I see 5 sausages,” “I see 2 sausages”, etc.



Five Fat Sausages



Five empty rounded rectangular boxes for writing.



Instructions for the Five in the Bed HelpKidzLearn Activity:

Cut out each symbol of the children on this page.

Attach Velcro to the back of each symbol and to the blank cells on the Five in the Bed communication board.

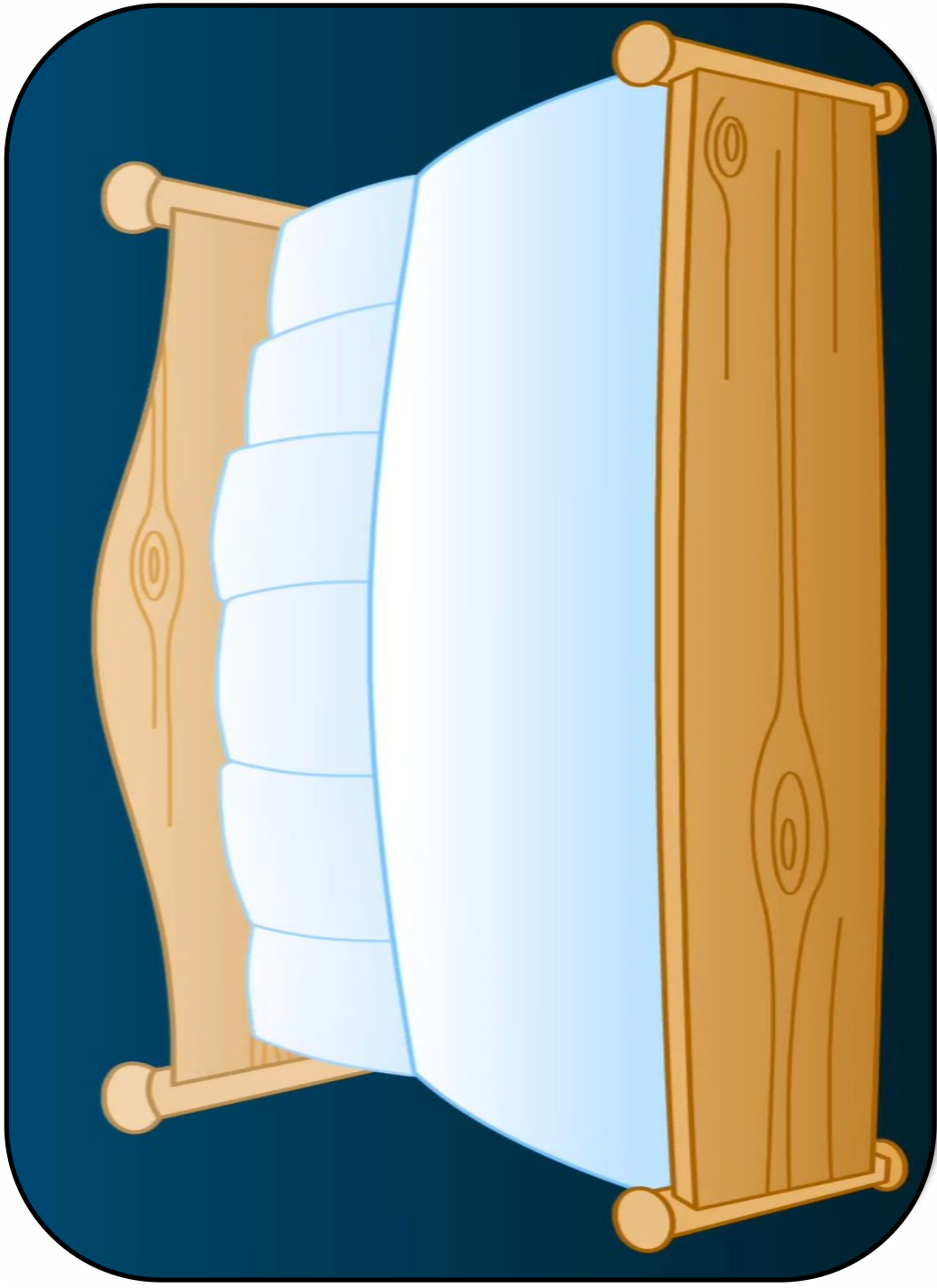
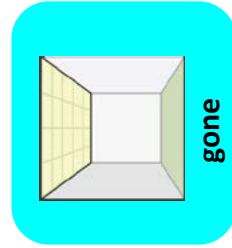

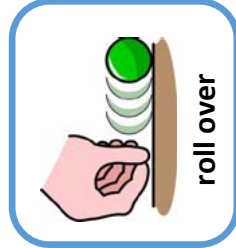
Place the symbols into the blank cells on the communication board.

Attach Velcro along the bed picture.

As the song plays on the screen, encourage learners to move a child onto the display matching the number of the children in the bed shown on the screen. Support learners by modelling sentences, for example “I see 1 child,” “I see 2 children”, etc.



Five in the Bed



Five empty rounded rectangular boxes for writing or drawing.



Instructions for the Five Little Aliens HelpKidzLearn Activity:

Cut out each symbol on this page.

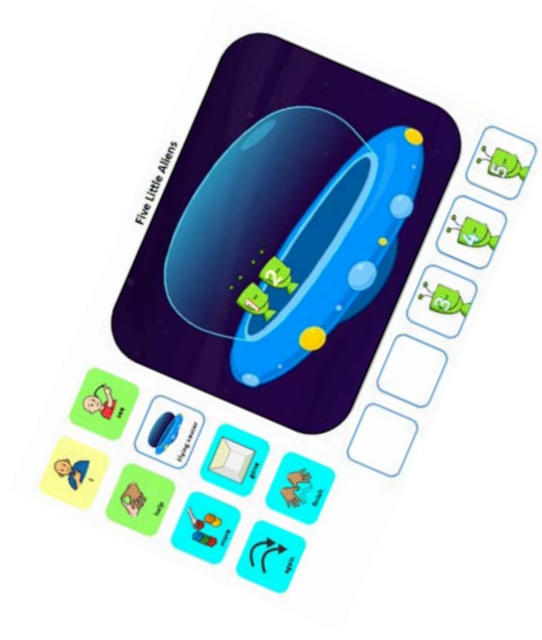
Attach Velcro to the back of each symbol and to the blank cells on the communication board.

Place the symbols into the blank cells on the communication board.







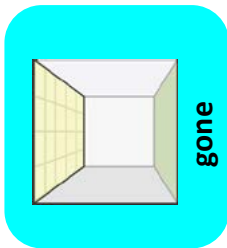

Attach Velcro in the Flying saucer picture.

As the song plays on the screen, encourage learners to move an alien onto the flying saucer matching the number of the aliens shown on the screen.

Support learners by modelling sentences, for example “I see 1 alien,” “I see 2 aliens”, etc.



Five Little Aliens





Instructions for the Five Little Ducks HelpKidzLearn Activity:

Cut out each duck symbol on this page.

Attach Velcro to the back of each duck symbol and to the blank cells on the Five Little Ducks communication board.

Place the duck symbols into the blank cells on the communication board.






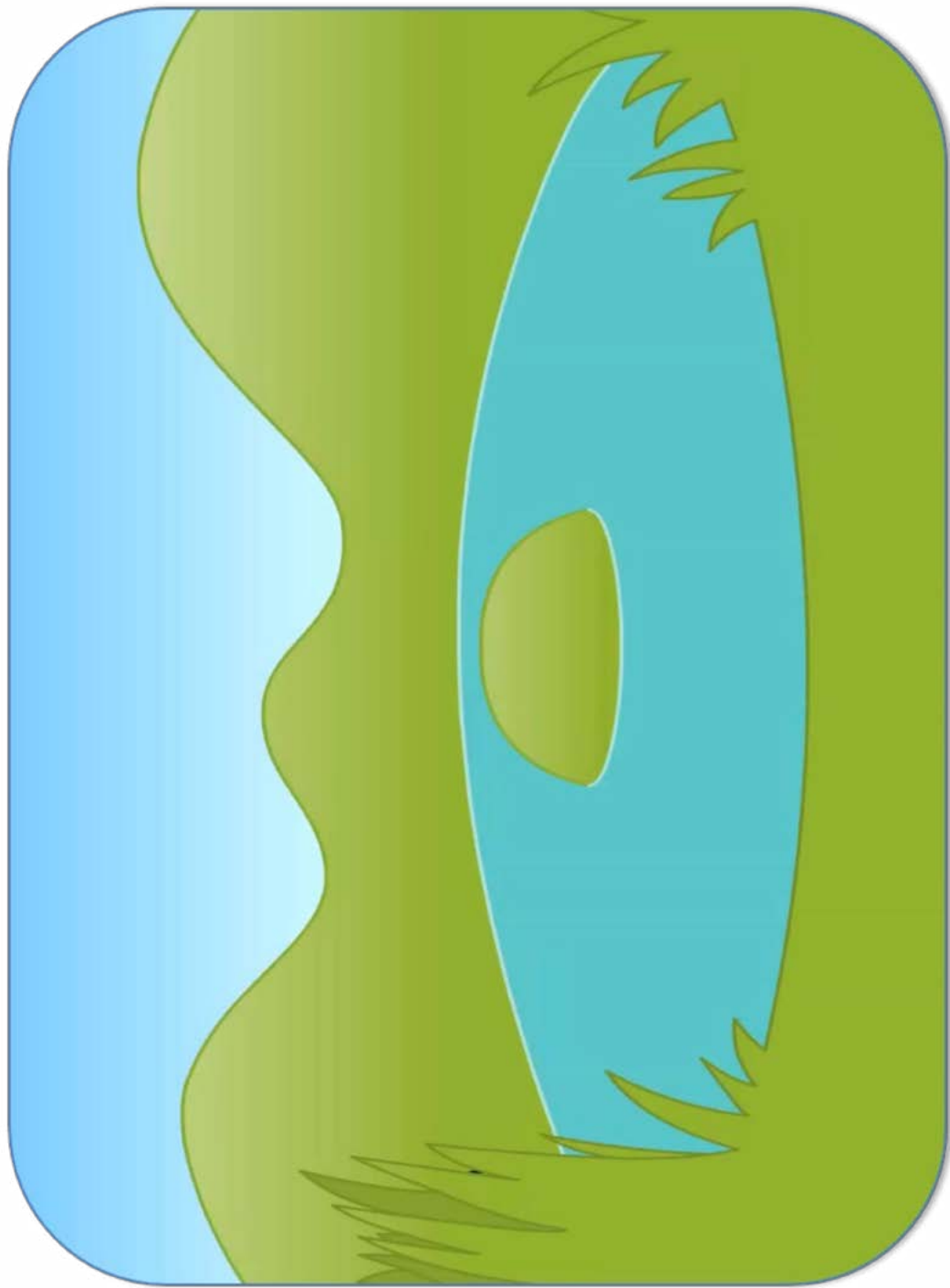
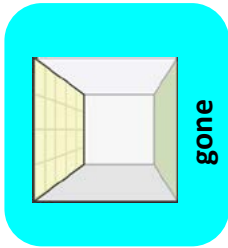
Attach Velcro around the pond picture.


As the song plays on the screen, encourage learners to move a duck onto the pond, matching the number of ducks shown on the screen.

Support learners by modelling sentences, for example, “I see 1 duck,” “I see 2 ducks”, etc.



Five Little Ducks





Instructions for the Five Little Firefighters HelpKidzLearn Activity:

Cut out each symbol on this page.

Attach Velcro to the back of each symbol and to the blank cells on the communication board.

Place the symbols into the blank cells on the communication board.





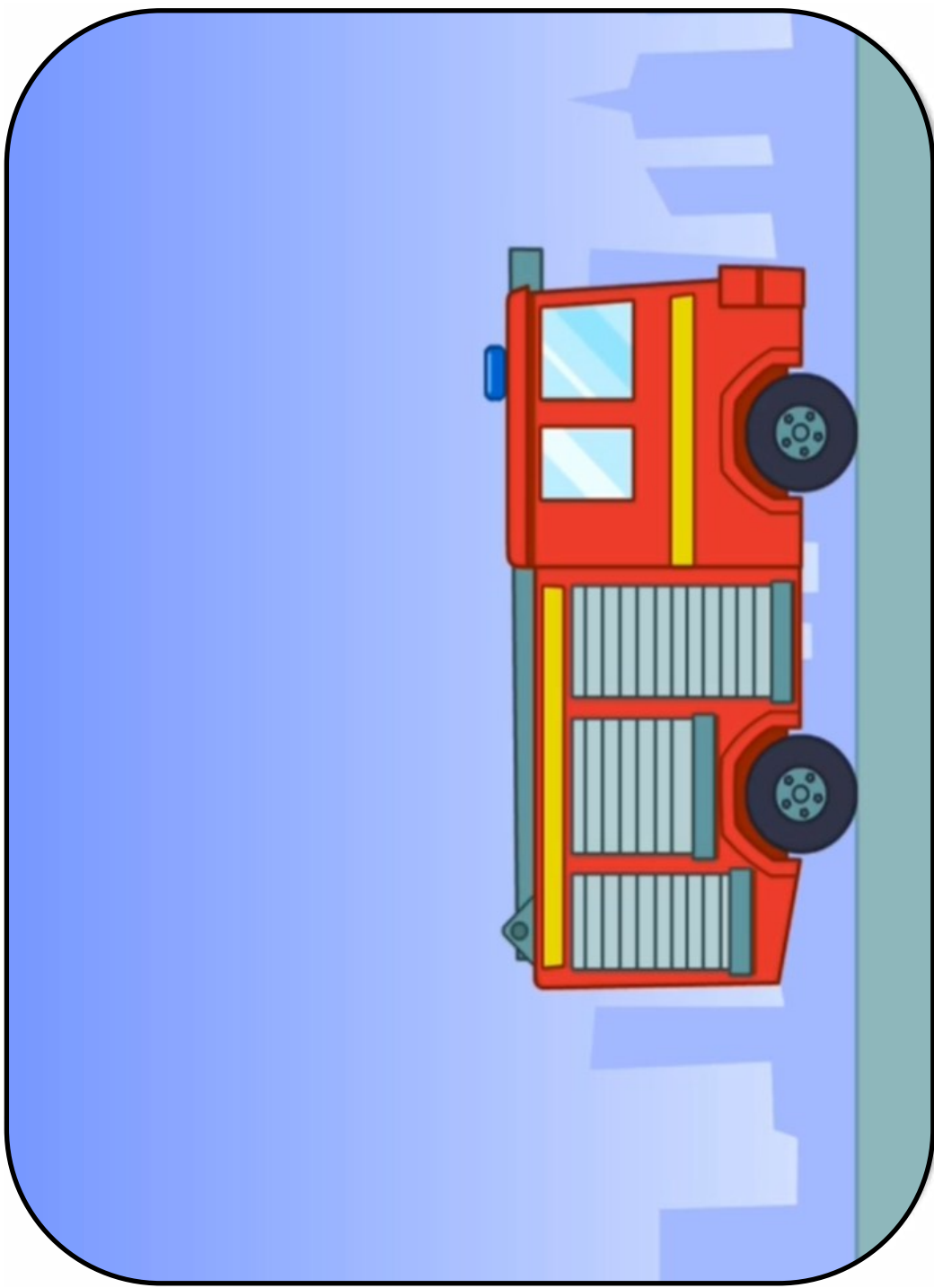
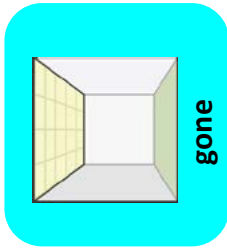

Attach Velcro to the scene picture.

As the song plays on the screen, encourage learners to move a firefighter onto the scene matching the number of the firefighters shown on the screen.

Support learners by modelling sentences, for example “I see 1 firefighter,” “I see 2 firefighters”, etc.



Five Little Firefighters





Instructions for the Five Little Mice HelpKidzLearn Activity:

Cut out each symbol on this page.

Attach Velcro to the back of each symbol and to the blank cells on the communication board.

Place the symbols into the blank cells on the communication board.





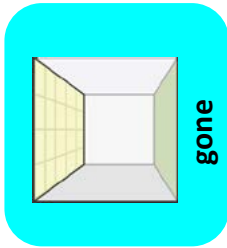

Attach Velcro to the scene picture.


As the song plays on the screen, encourage learners to move a mouse onto the scene matching the number of the mice shown on the screen.

Support learners by modelling sentences, for example “I see 1 mouse,” “I see 2 mice”, etc.



Five Little Mice





Instructions for the Five Little Monkeys HelpKidzLearn Activity:

Cut out each symbol on this page.

Attach Velcro to the back of each symbol and to the blank cells on the Five Little Monkeys communication board.

Attach Velcro to the bed.

Place the monkeys on the bed on the communication board.

As the song plays on the screen, encourage learners to take a monkey off the bed and place it in the blank cell below matching the number of monkeys shown on the screen.

Support learners by modelling sentences, for example “I see 5 monkeys,” “I see 2 monkeys”, etc.



Five Little Monkeys




I



see



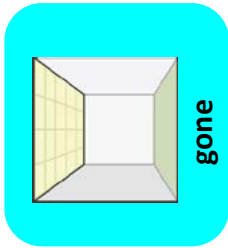
help



doctor



more









gone




again



finish





Instructions for the Five Speckled Frogs HelpKidzLearn Activity:

Cut out each symbol on this page.

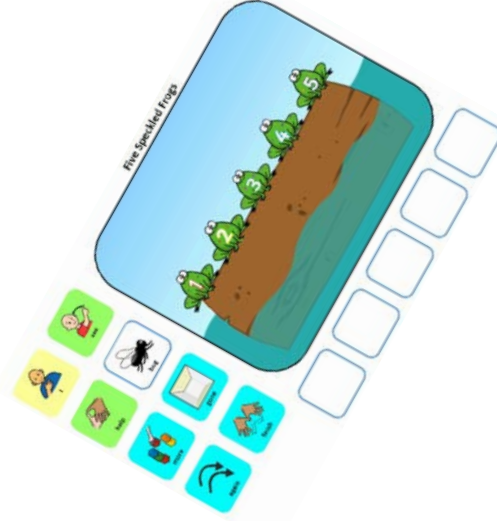
Attach Velcro to the back of each symbol and to the blank cells on the Five Speckled Frogs communication board.

Attach Velcro to the log.






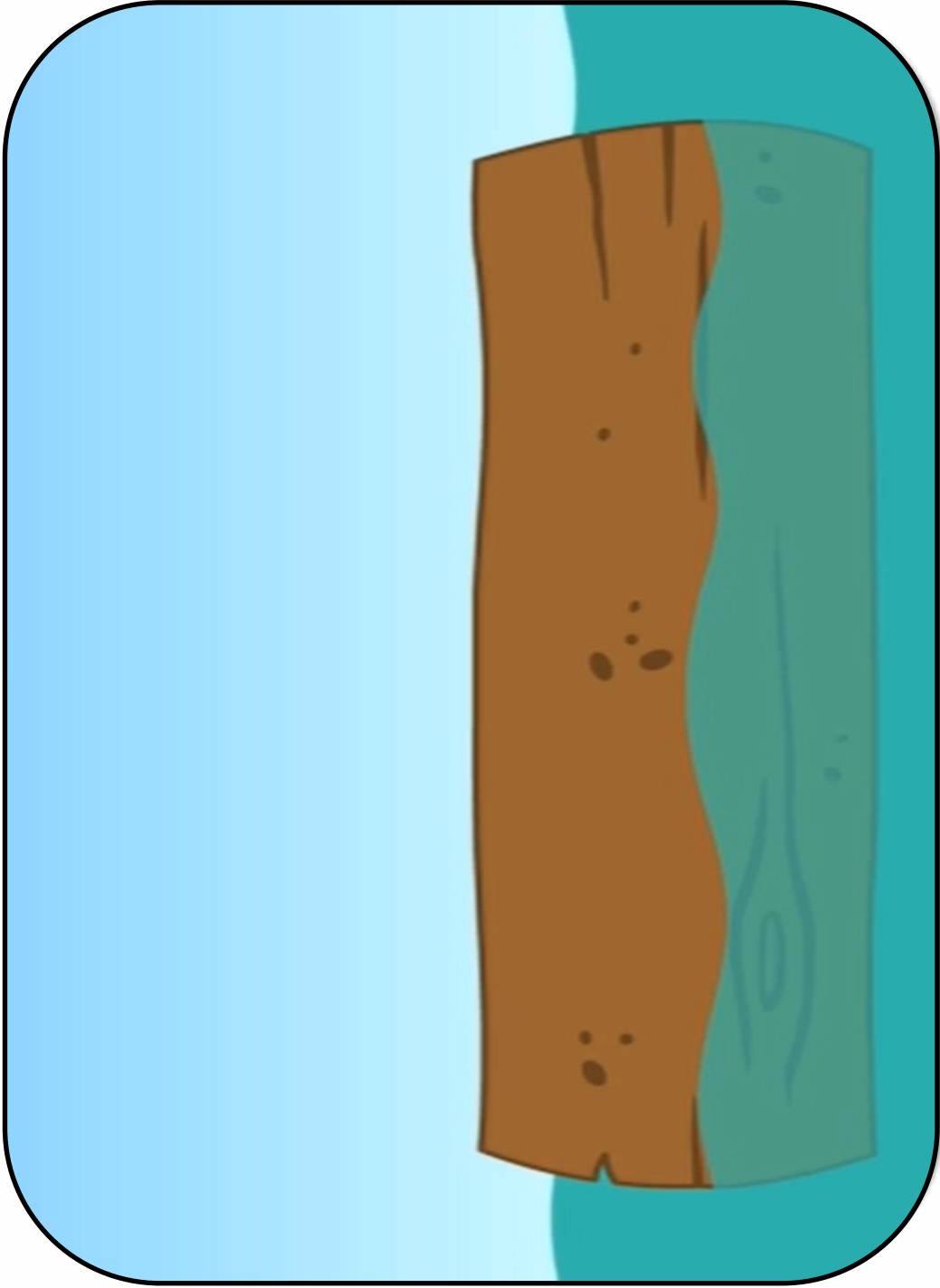
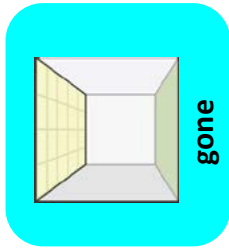

Place the frogs on the log on the communication board.


As the song plays on the screen, encourage learners to take a frog off the log and place it in the blank cell matching the number of frogs shown on the screen.

Support learners by modelling sentences, for example “I see 5 frogs,” “I see 2 frogs”, etc.



Five Speckled Frogs





want




Carol Singers



Christmas Dinner



Christmas Eve



like




Christmas Tree



Happy New Year



Present



don't like




Santa Claus



Santa's Grotto



Santa's Sleigh



finish



The Cracker








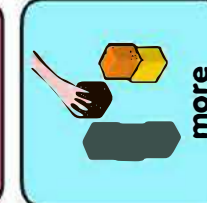





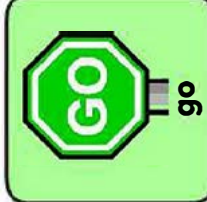


The Snow Family



Xmas Advent Calendar



Person with hand to mouth

GO

help

like

again

finish

want

stop

choose

don't like

more

yes

Carol Singers

Christmas Tree

Present

Santa's Sleigh

Xmas Advent Calendar

no

Christmas Dinner

Happy New Year

Santa Claus

The Cracker

The Snow Family

oh no

Christmas Eve


Santa's Grotto

oh no


no

yes


no



want




like




don't like



finish




Five Brown Teddies




Five in the Bed



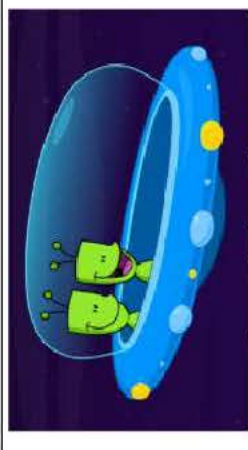
Five Little Firefighters



Five Speckled Frogs




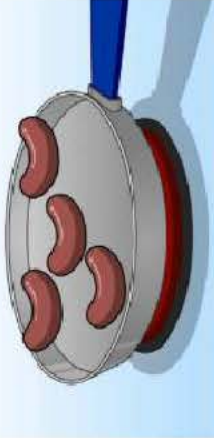
Five Currant Buns




Five Little Aliens



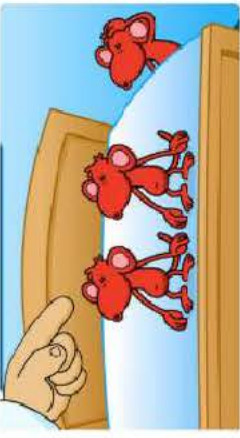
Five Little Mice


Five Fat Sausages




Five Little Ducks




Five Little monkeys






want




Five Big Dinosaurs



Five Girls in the Ring



Five Little Rock Stars



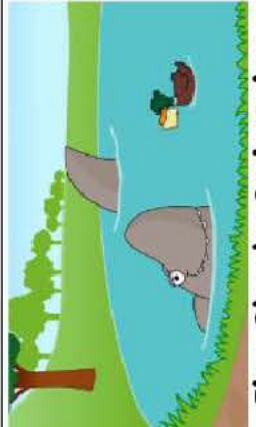
like




Five Players



Five Red Planes



Five Sharks Swimming




don't like



Five Singers



Five Superboys





Five Trains




finish




Five Wicked Witches


							
							
							
							
							
							
							
							
							
							
							
							
							
							
							
							
							
							
							
							
							
							
							
							
							
							
							
							
							
							
							
							
							
							
							
							
							
							
							
							
							
							
							
							
							
							
							



want



like



don't like



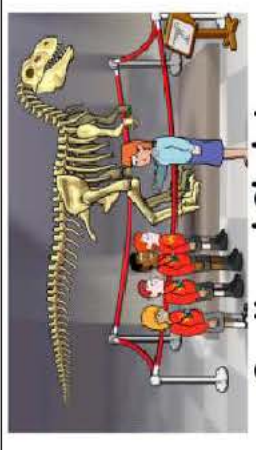
finish




Ammonite Fossil




Burly Brontosaurus




Scattered Skeleton



T-Rex Roar!




Armoured Ankylosaurus



Ichthyosaurus




Sticky Mammoth



Triceratops




Bugging Archaeopteryx



Sabre Tooth Tiger




Swooping Pterodactyls




Velociraptor Mealtime

	 want							
 go	 stop							
 help	 choose							
 like	 don't like							
 again	 more							
 finish	 yes	 no	 oh no					



want




Apple Picking




Cat and the Mouse




Cow Milking Shed




like




Ducks in the Pond



Feeding at the Pigsty



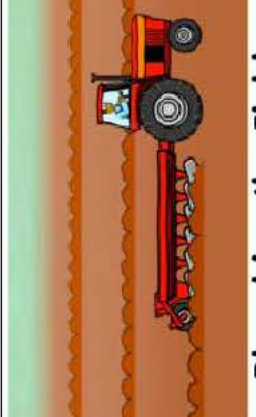
Grumpy Goat



don't like



Horse Riding




Ploughing the Fields



Scarecrow Sid




finish



Sheep Shearing




The Chicken house



The Crafty Fox



want




Breakdown Mechanic



Caretaker




Catch that Croak



like




Crossing Lady



Firefighters




Garbage Man



don't like



Lunchtime Lady



Mailman Stan



Music Teacher



finish



Nurse Nightingale




Paramedics




Supermarket Checkout


								
								
								
								
								
								



want



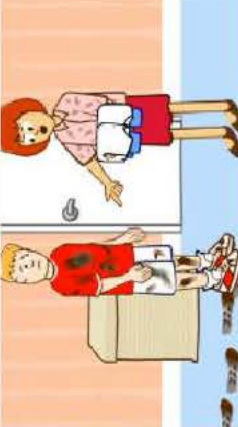
like



don't like




finish



Clean Your Clothes



Cut Your Hair



have a Shave



Makeup Makeover



Clean Your Teeth



Eew! Food Hygiene



Have a Shower



Wash Your Hair



Comb Your Hair



Getting Dressed




Looking Good




Wasing Your Hands


							
							
							
							
							
							
							
							



want




100m Sprint




Boccia Boss



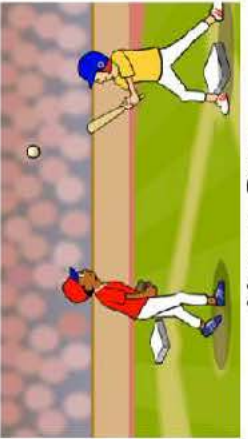
Getting Fit



like




Goal!!!



Home Run





Mountain Biking






don't like




New Age Curling


finish









want




Olympic Ceremony




Rounders



Ruby Try!!!




like




Smash Tennis



Splash




Touch Down!!




don't like






Wheelchair Basketball






finish


						
						
						
						
						
						
						



want



like



don't like



finish



Car Wash



Mobile Cell Phone



Self Service Checkout



Television Time



Cash Machine ATM



Pedestrian Crossing



Sensory Room



Underground Subway



Elevator Up



Photo Booth




Switch Fan




Vending Machine


								
								
								
								
								
								




want



like




don't like




finish




Car Fuel Up



Forklift Truck




Plane Flight



Space Launch



Destructive Digger



Harbour Ferry



Sailing Boat




Taxi Time




Fixing Street Lights



Helicopter Rescue




School Bus




Train Travel


	 want	 Car Fuel Up		 Destructive Digger		 Fixing Street Lights
 go	 stop		 Forklift Truck	 Harbour Ferry		
 help	 choose	 Helicopter Rescue		 Plane Flight		 Sailing Boat
 like	 don't like		 School Bus	 Space Launch		
 again	 more	 Taxi Time		 Train Travel		
 finish	 yes	 no	 oh no			



want



like




don't like



finish



A Rainy Day




Hay Fever



Safe Sun Bathing



Sun and Rain




Beautiful Rainbow




Keeping Warm



Slippery Ice



Thunderstorm



Foggy Driving



Puddle Jumping




Snow Sledding



Windy Day


							
							
							
							
							
							
finish	yes	no	oh no				




want




Drought and Giraffe




Falcon Babies




Flippers and Fins



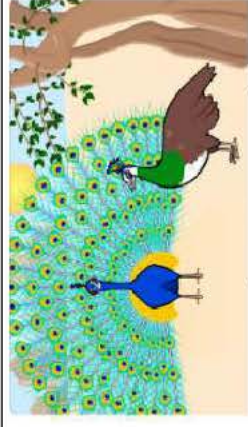
like




Frog Life Cycle




Kangaroos and Koala



Perfect Peacocks



don't like




Rattlesnake




Seal and Penguins



Snappy Crocodile



finish




Spider Web



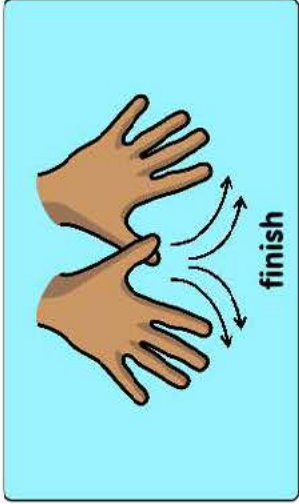


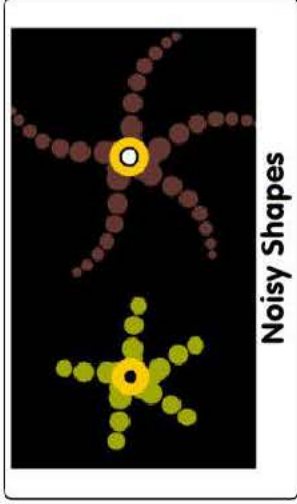



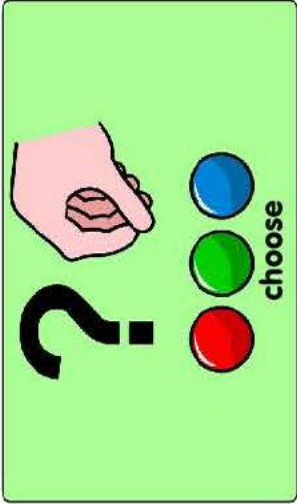

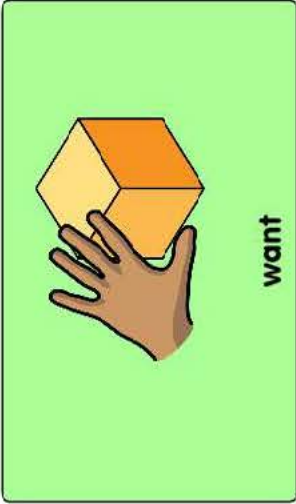



Spiky Hedgehog



Tiger Roar!



Make It Work

Mystery Egg

Noisy Trucks

Basketballers and Cheerleaders

musicians

Noisy Shapes

want

choose

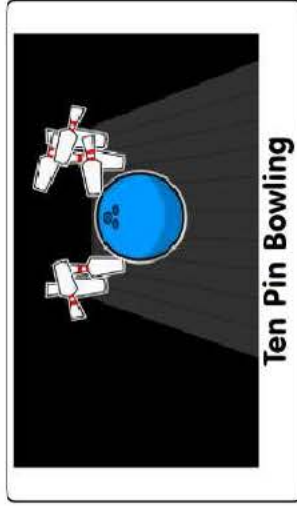








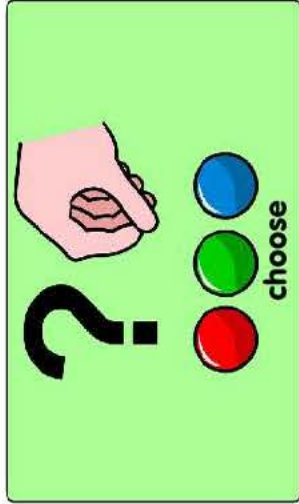


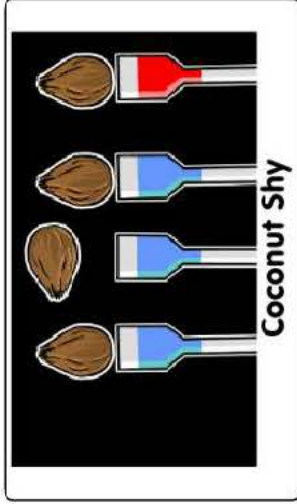
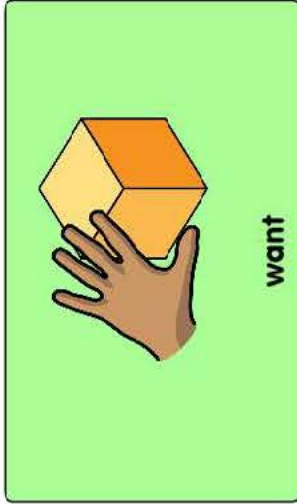

don't like








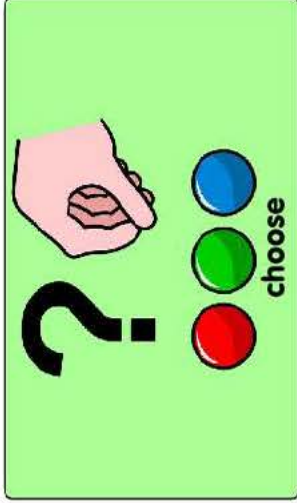


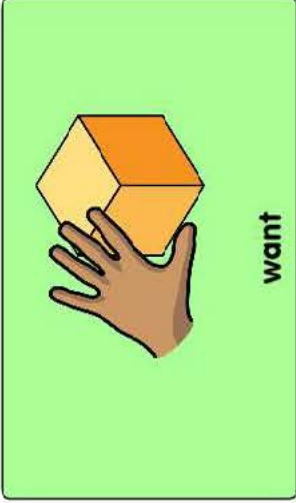
finish

help

like

again





Haunted House

want

help

choose

Make a Fairy

like

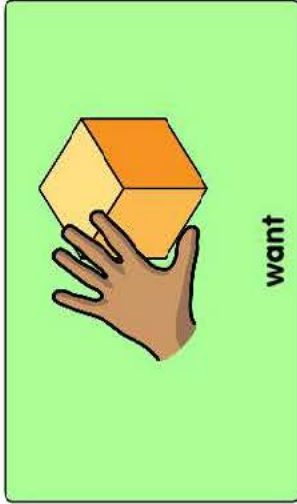

don't like

Make a Monster


again

finish



More Crazy Cats



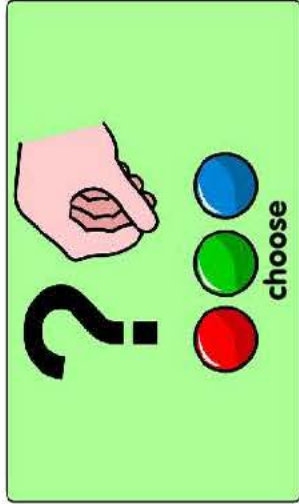
want





Balloon Blast




help




choose



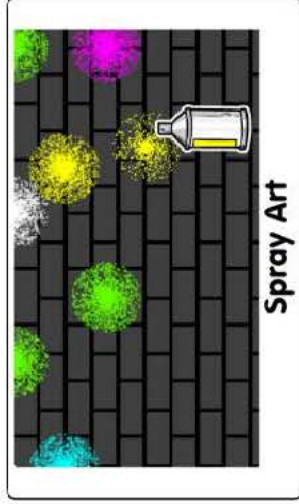
Custard Splodger





like



don't like





Spray Art



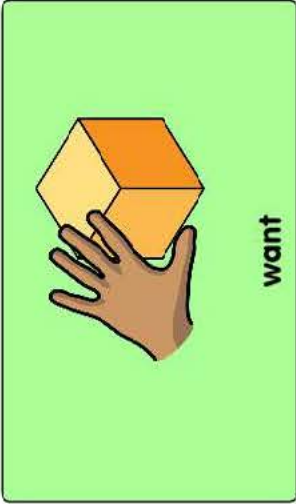

again




finish





Watering Can



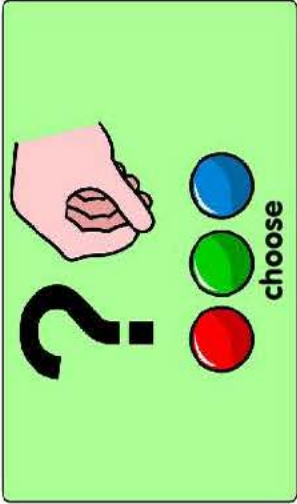
want






Ready Rockets




help






choose



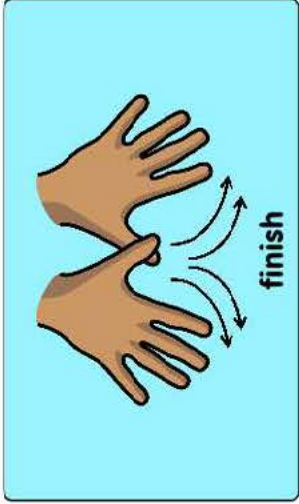
like



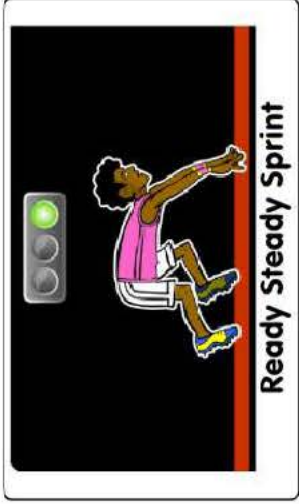

don't like






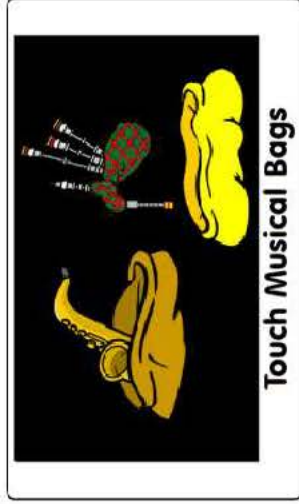


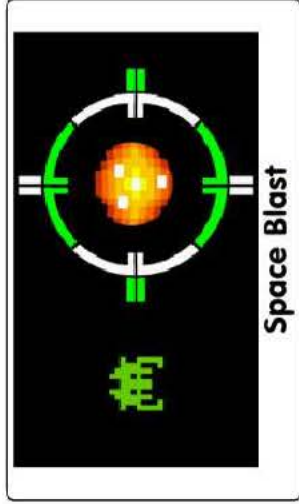
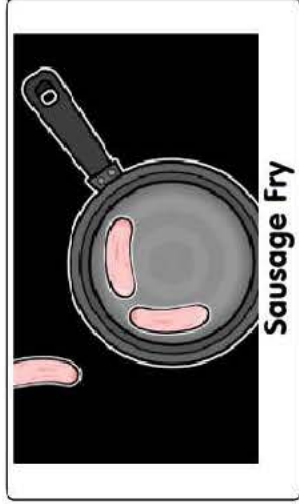
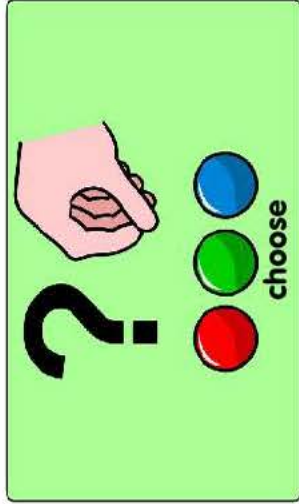

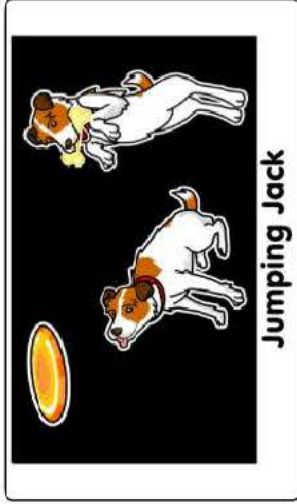
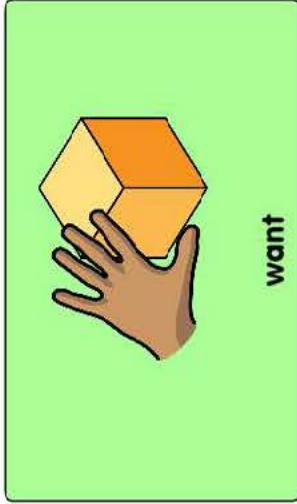

again

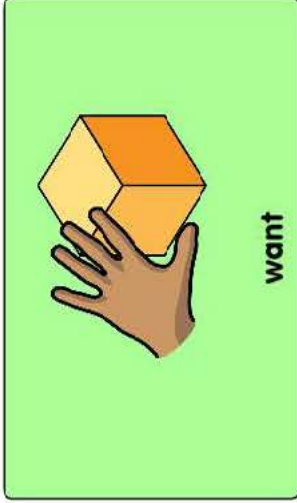



finish



Ready Steady Sprint







want




Touch Musical Curtains




Touch Musicians




help




choose




Touch Patterns



Touch Ripples



like




don't like



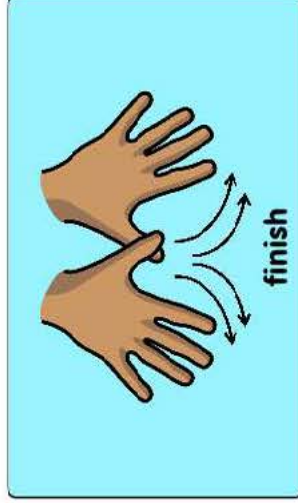
Touch Spirals



Touch Spokes




again

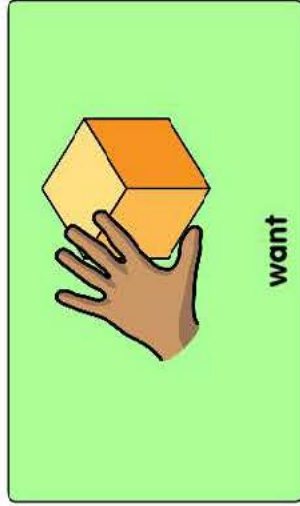



finish




World Cup Soccer






want



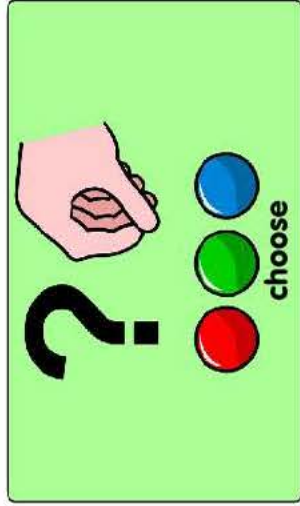
Find and Touch it



Find Curtains



help




choose




Find Curtains




Find Musicians




like




don't like



Musicians in a Line



Objects in a Line




again

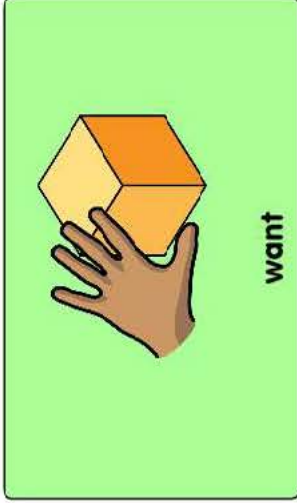



finish




Peeping Musicians







want




help




choose



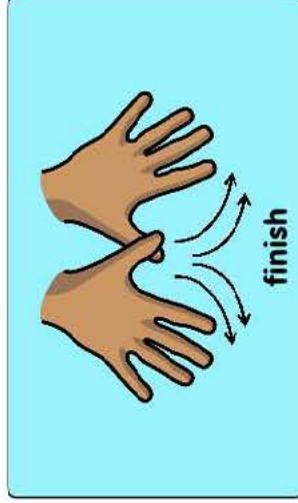
like




don't like




again



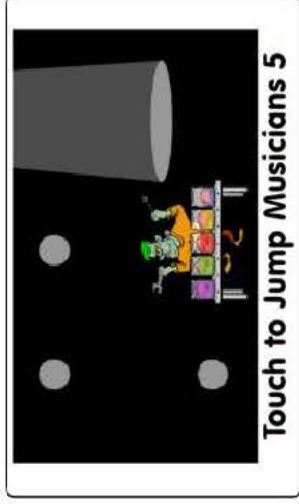
finish



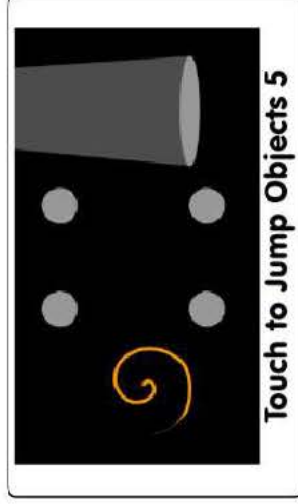
Peeping Target




Scattered Objects




Touch to Jump Musicians 5




Touch to Jump Objects 5




Scattered Musicians

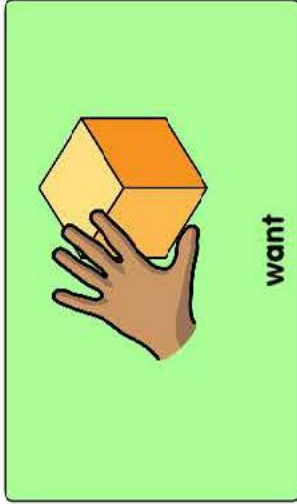



Touch to Jump Musicians 3



Touch to Jump Objects 3







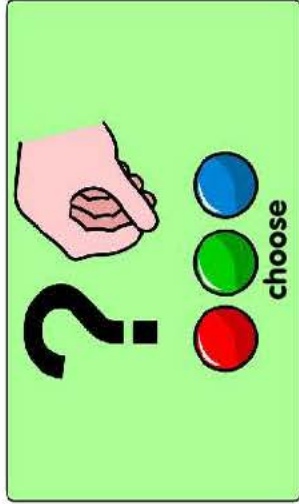
want





Splat Fruit




help




choose



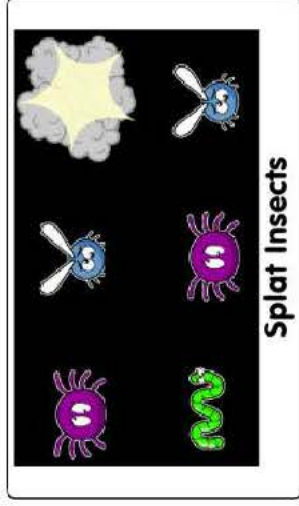
Splat Ghosts





like



don't like





Splat Insects





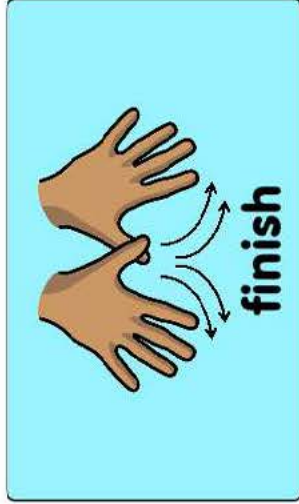







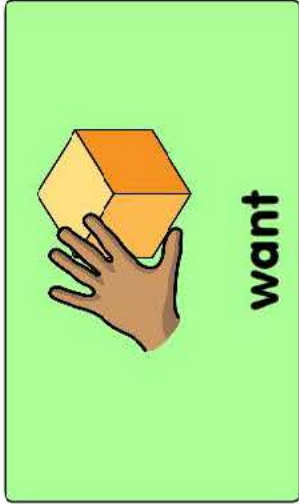
again

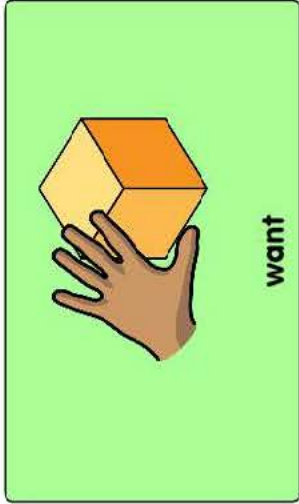



finish

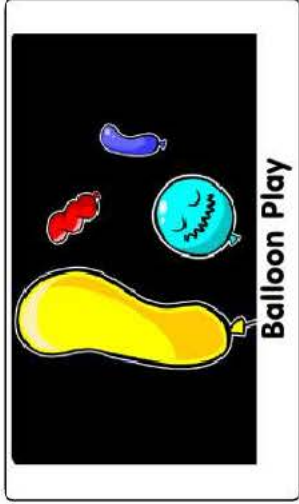


Splate Space







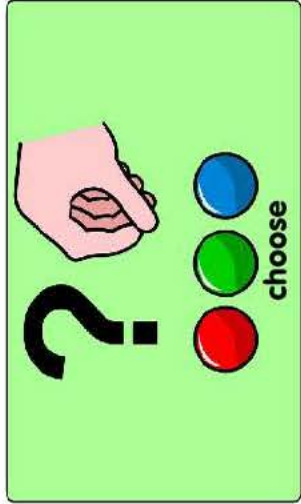
want





Balloon Play




help




choose




Dancing Monsters





like



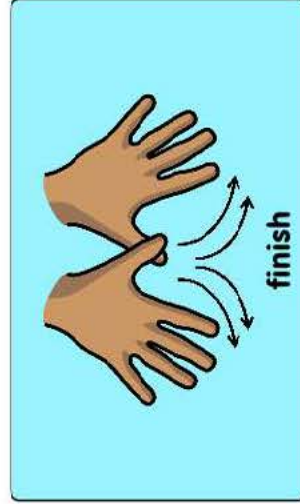
don't like





Rocket Fun



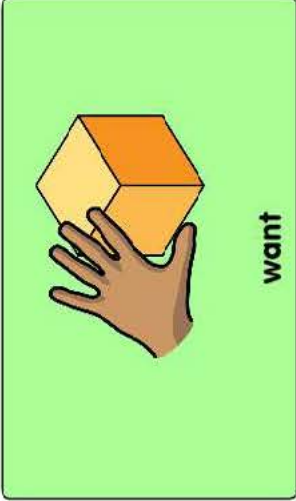
again



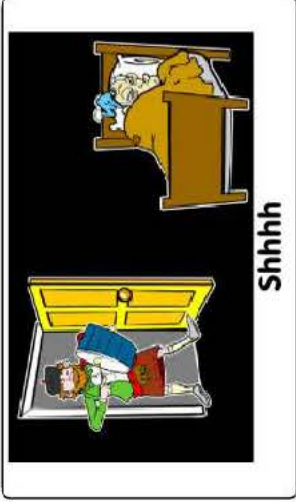
finish





Two Trucks



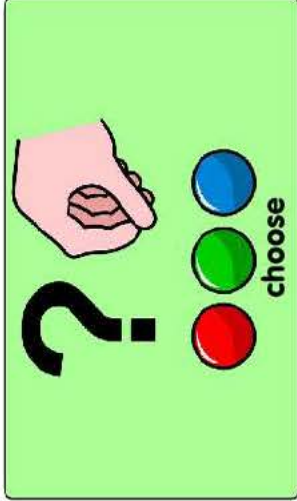
want





Shhhh




help




choose




The Big Show





like



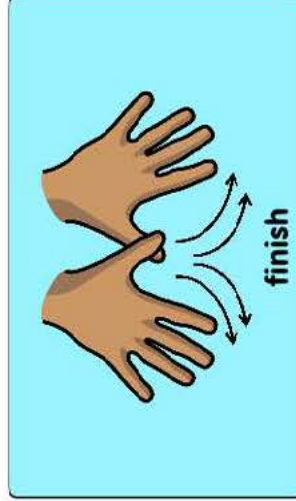
don't like





Tin Can Tower



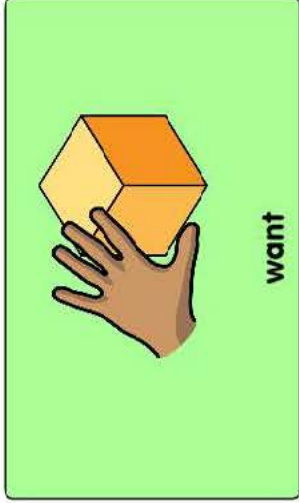

again




finish





Wake The Crocodile



want



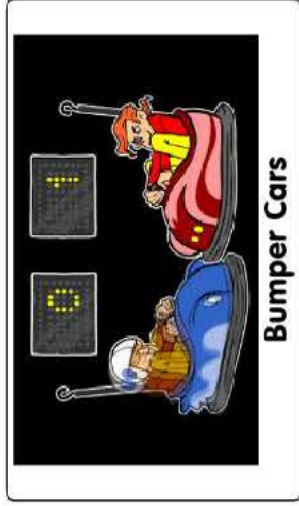

Basketball




help




choose




Bumper Cars





like



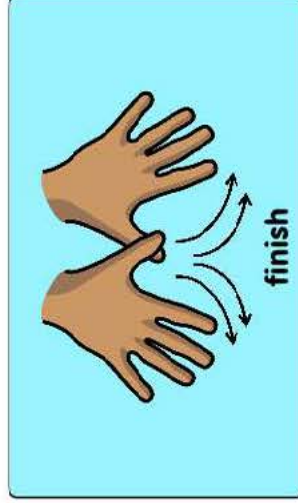
don't like




Gophers





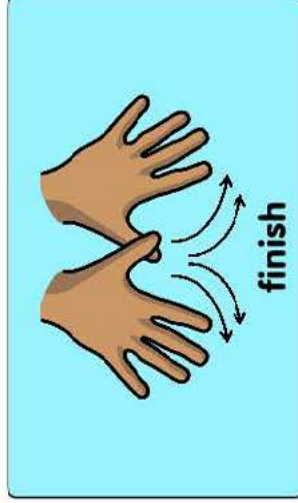






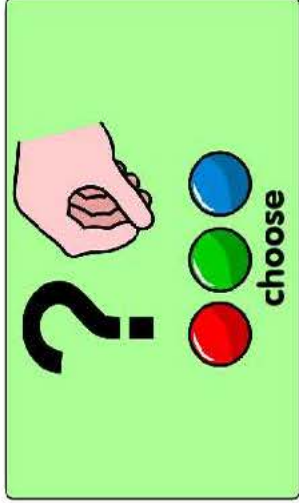


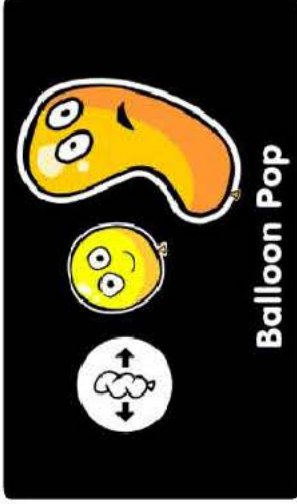
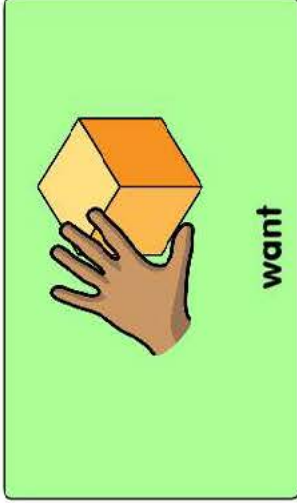

again

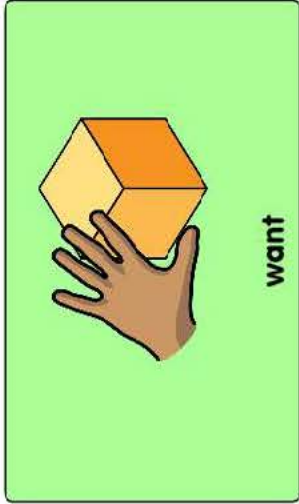



finish




Hungry Crocodile







want



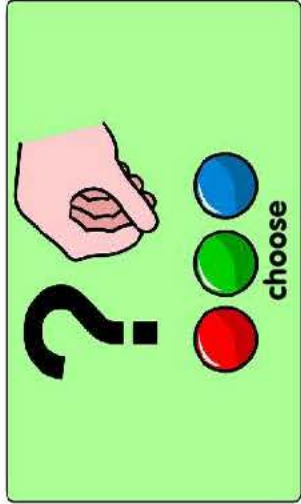
Balloon Blower




Gophers Mower




help




choose




Rocket Builder




Rollercoaster





like



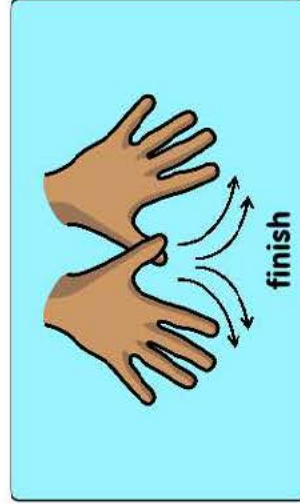
don't like





Tin Can Topple



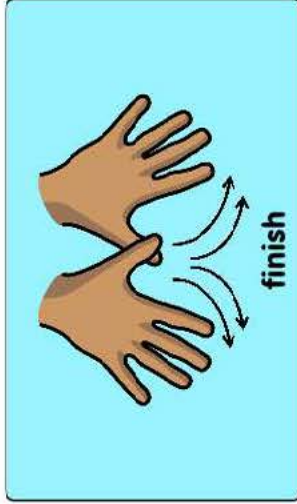


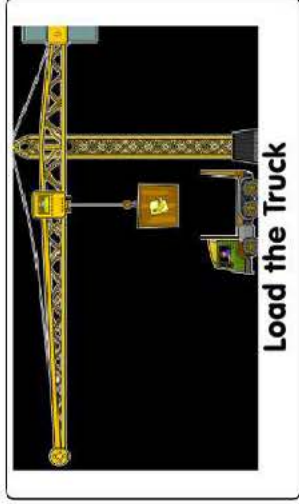


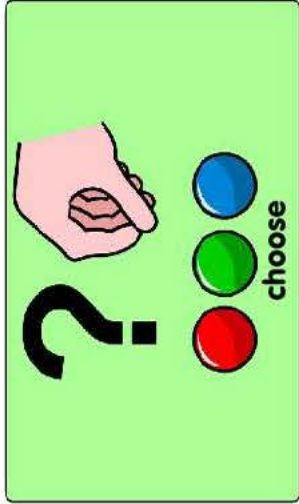



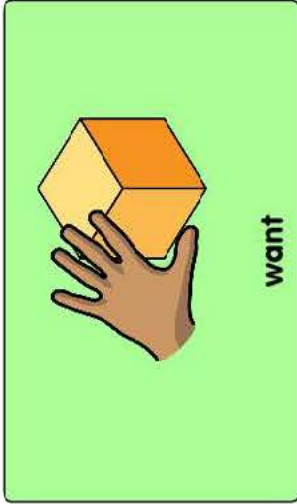



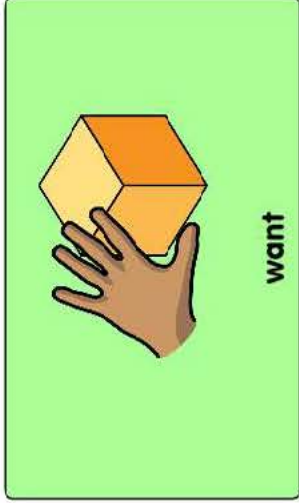

again




finish



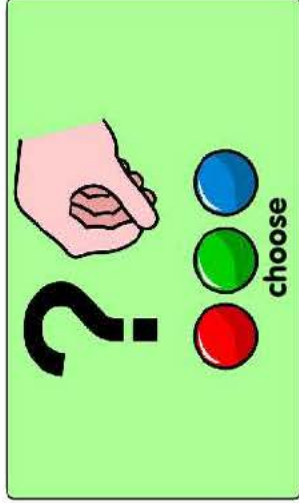





want




help




choose



like



don't like



again



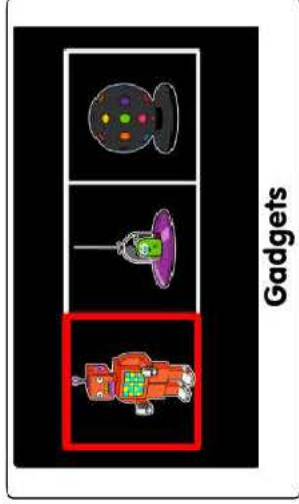
finish



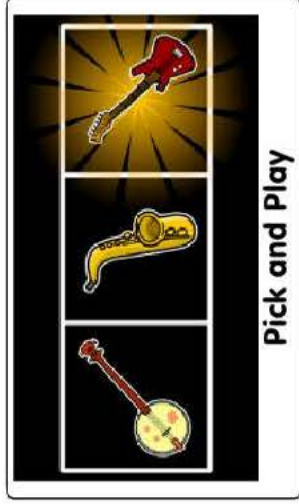
Aunty Maggies Recipe




Funfair



Gadgets




Pick and Play



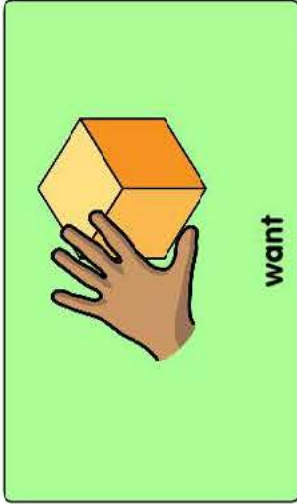

Rockets




Smarty Pants



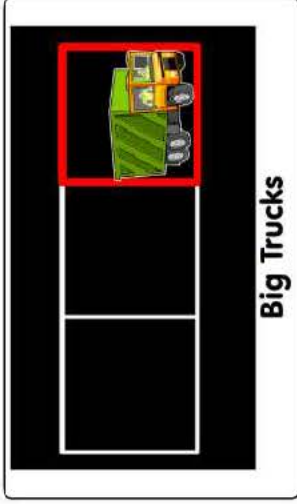
Sounboard




want



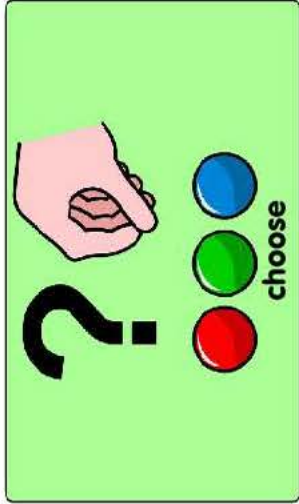
Ball and Cheer



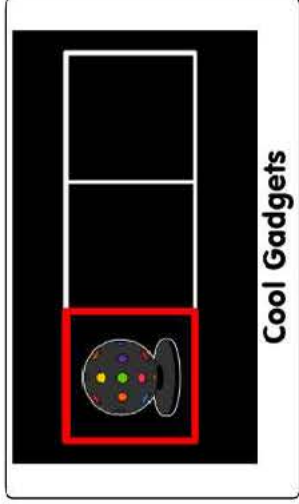
Big Trucks




help




choose




Cool Gadgets



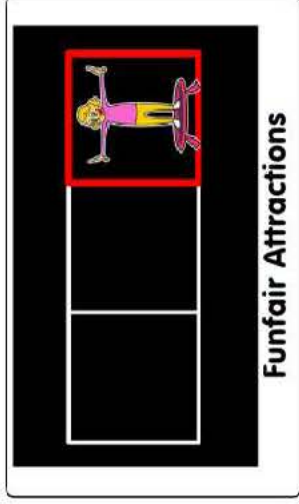
Farm Animals



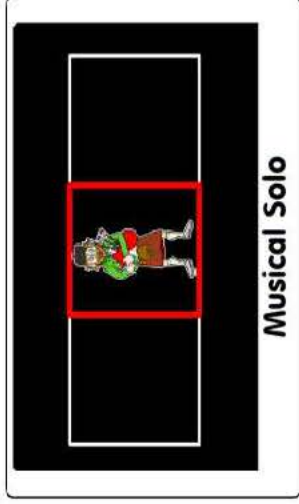
like




don't like



Funfair Attractions




Musical Solo




again

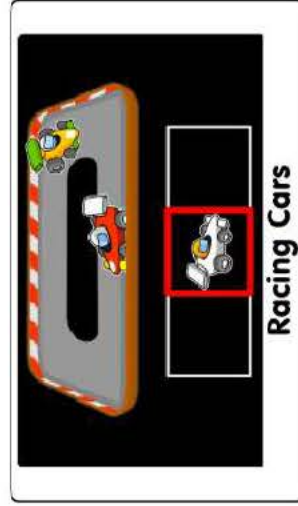





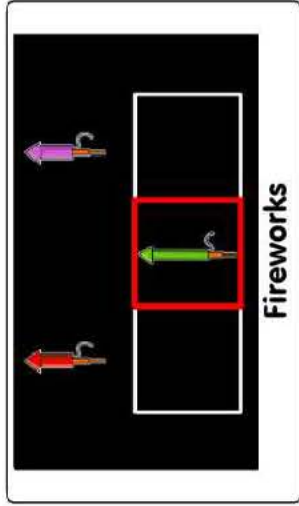

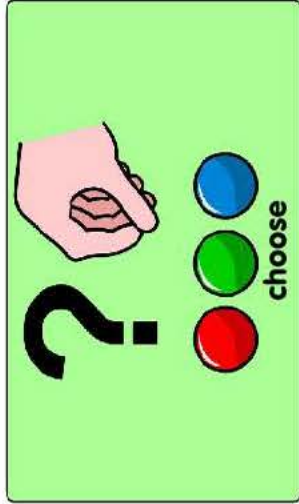


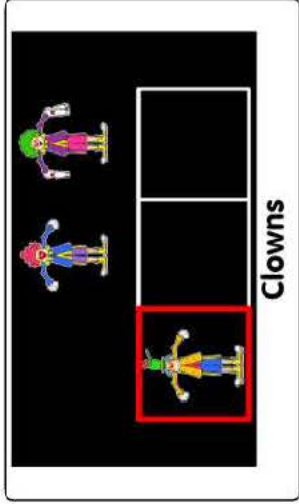
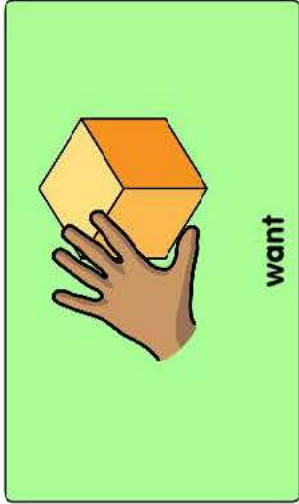




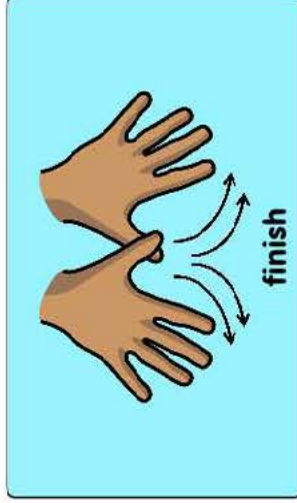






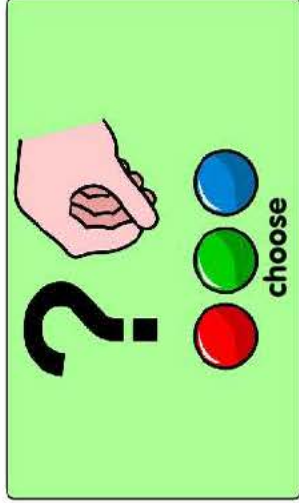

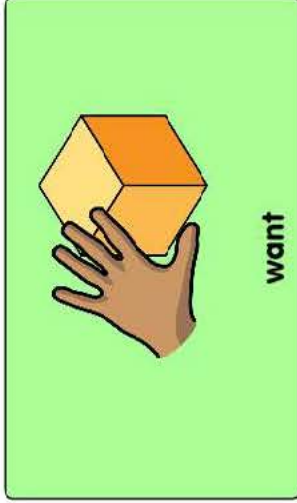

finish

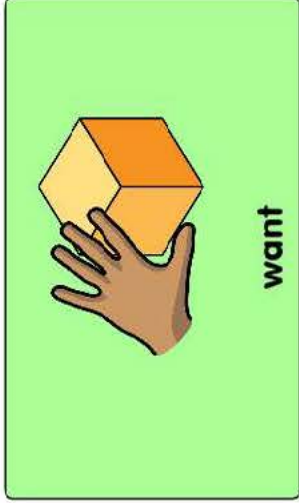


Rocket Ships






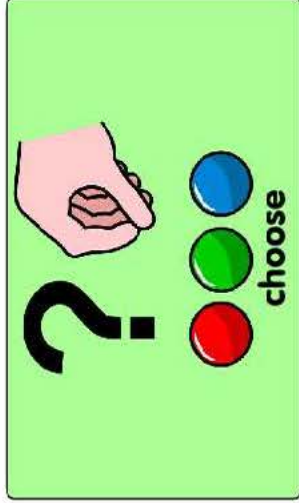





want




help




choose



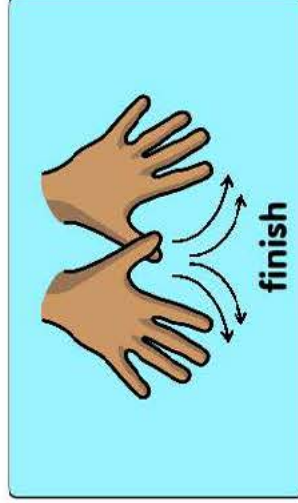
like



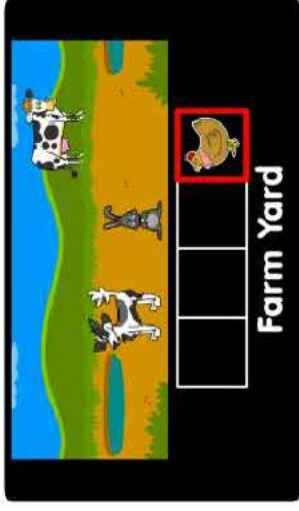

don't like



again



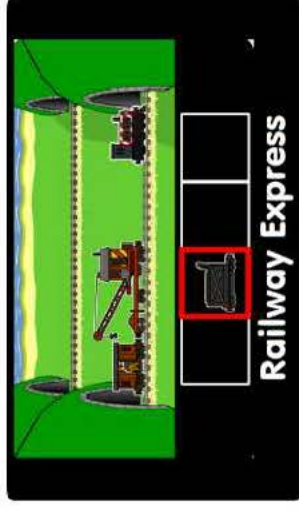

finish



Farm Yard




Musical Jam



Railway Express




Sunny Street





Appendix C Eye-pointing boards.


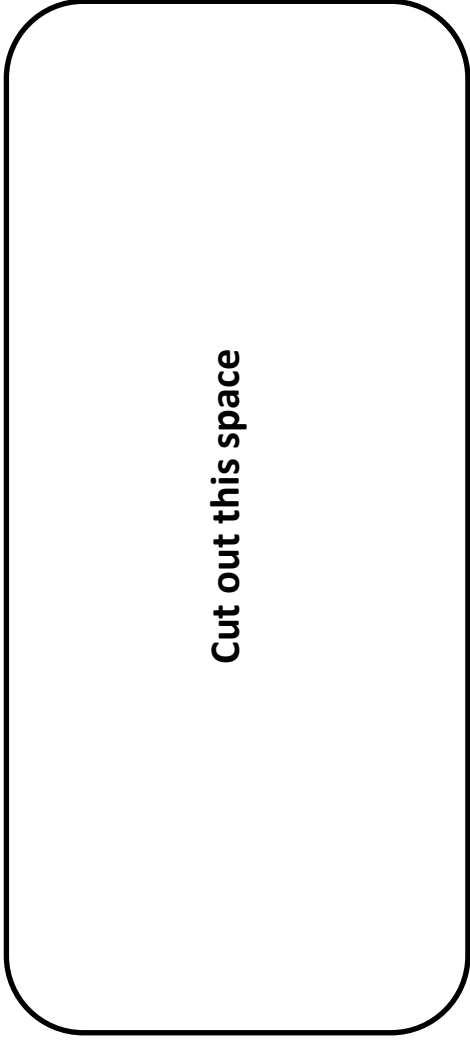






Cut out this space











Lucid Flying Shapes



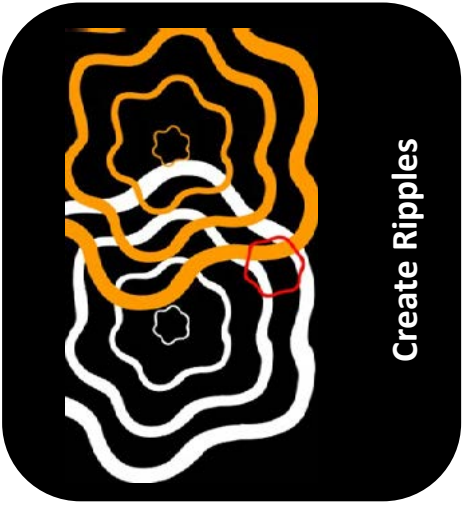
Morphing Shapes



Cut out this space



Complex Flying Shapes



Create Ripples




Create Spirals




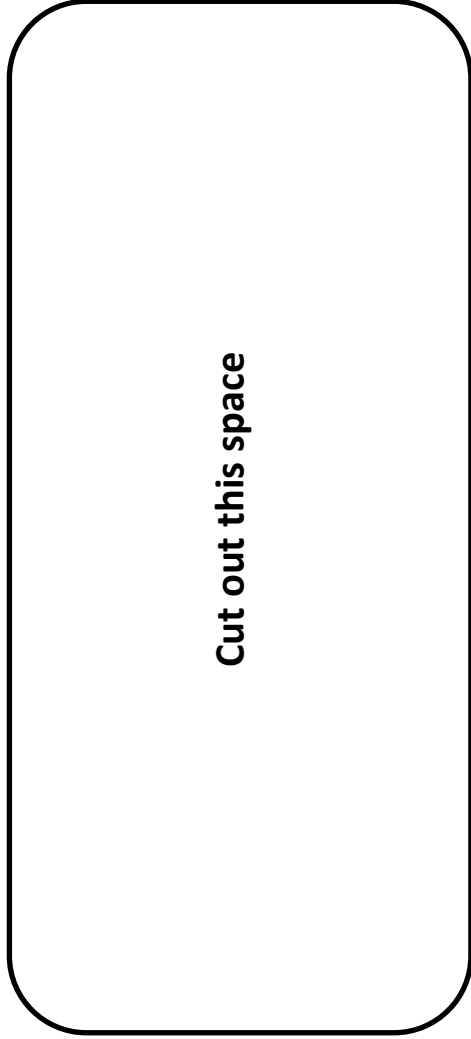
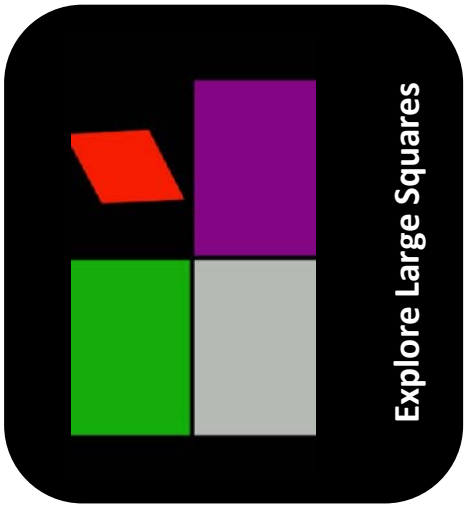

Cut out this space




Create Musicians





Create Spokes





Cut out this space





















Cut out this space





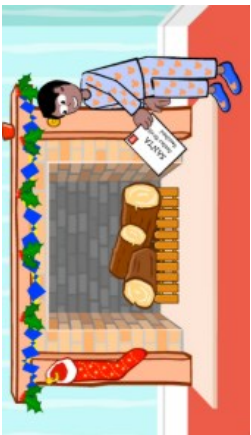








Christmas dinner



Christmas Eve

Cut out this space



Carol Singers



Christmas Tree



Present



Santa Claus

Cut out this space



Happy New Year



Santa's Grotto




The Cracker



The Snow family


Cut out this space



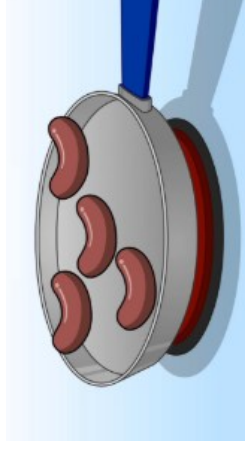
Santa's Sleigh



Xmas Advent Calendar




Five Currant Buns




Five Fat Sausages


Cut out this space



Five Brown Teddies



Five in the Bed



Five Little Ducks



Five Little Firefighters


Cut out this space




Five Little Aliens



Five Little Mice



Five Speckled Frogs




Five Little Monkeys

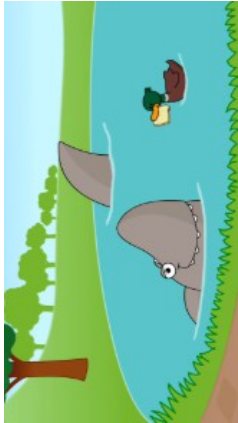
Cut out this space



Five Girls in the Ring



Five Big Dinosaurs



Five Sharks Swimming



Five Players

Cut out this space



Five Red Planes



Five Little Rock Stars



Five Superboys



Five Trains

Cut out this space



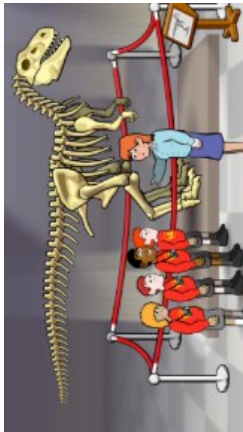
Five Singers



Five Wicked Witches



Armoured Ankylosaurus



Scattered Skeleton


Cut out this space



Velociraptor Mealtime



Ammonite Fossil



Bugging Archaeopteryx




Sticky Mammoth


Cut out this space



Burly Brontosaurus



Swooping Pterodactyls




Ichthyosaurus



T-Rex Roar!

Cut out this space




Sabre Tooth Tiger



Triceratops



Cat and Mouse



The Crafty Fox

Cut out this space



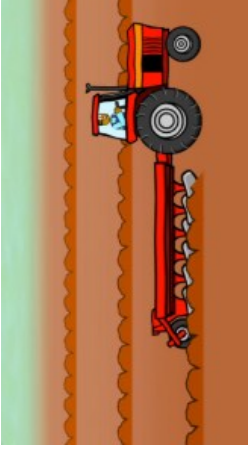
Horse Riding



Cow Milking Shed




Apple Picking




Ploughing the Fields

Cut out this space



Ducks in the Pond



Scarecrow Sid




Feeding at the Pigsty



Sheep Shearing

Cut out this space



Grumpy Goat



The Chicken House



Caretaker



Lunchtime Lady

Cut out this space



Supermarket Checkout



Breakdown Mechanic



Catch that Crook



Mailman Stan

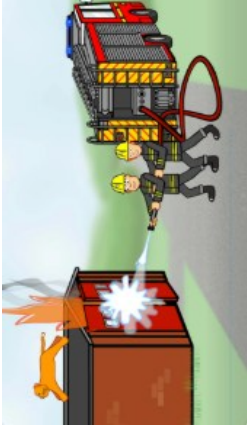
Cut out this space



Crossing Lady



Music Teacher



Firefighters



Nurse Nightingale

Cut out this space



Garbage Man



Paramedics



Have a Shave



Clean your Teeth


Cut out this space



Wash your Hands



Eew! Food Hygiene



Clean your Clothes



Comb your Hair


Cut out this space



Cut your Hair



Wash your Hair

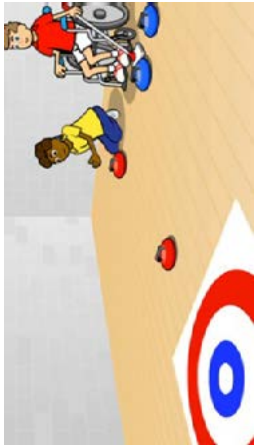


Cut out this space





Boccia Boss



New Age Kurling Comp


Cut out this space



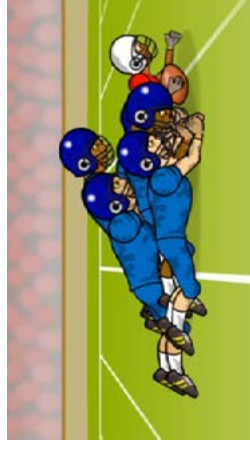
Splash



Getting Fit



Olympic Ceremony

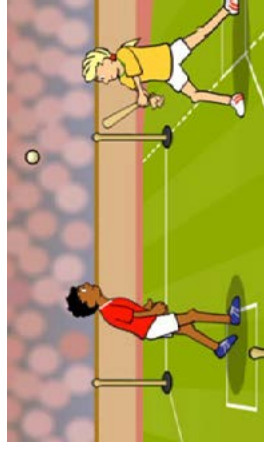


Touch Down

Cut out this space



Goal!!



Rounders



Wheelchair Basketball



Rugby Try


Cut out this space



Home Run



100m Sprint



Smash Tennis

Cut out this space



Mountain Biking



Sensory Room



Underground Subway

Cut out this space



Car Wash



Mobile Cell Phone



Self-Service Checkout



Cash Machine ATM

Cut out this space



Vending Machine



Pedestrian Crossing



Elevator Up



Television Time

Cut out this space



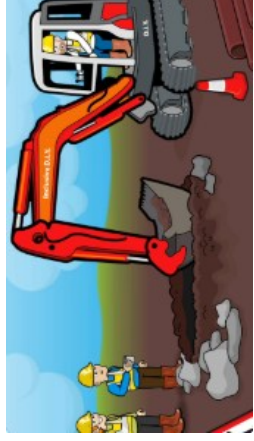
Switch Fan



Photo Booth



Fixing Street Lights



Destructive Digger


Cut out this space




Forklift Truck



Harbour Ferry



Plane Flight



Train Travel

Cut out this space



Sailing Boat



Car Fuel Up

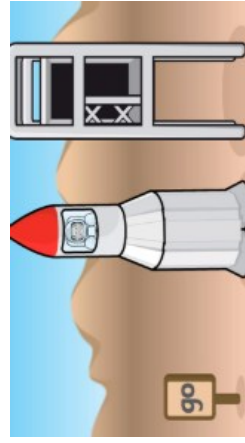


School Bus



Helicopter Rescue

Cut out this space



Space Launch



Taxi Time



Beautiful Rainbow



Safe Sunbathing

Cut out this space



Windy Day



Foggy Driving




Slippery Ice



A Rainy Day

Cut out this space



Hay Fever



Snow Sledding



Keeping Warm



Sun and Rain

Cut out this space




Puddle Jumping



Thunderstorm



Falcon Babies




Rattlesnake


Cut out this space



Tiger Roar!



Flippers and Fins



Seal and Penguins



Drought and Giraffe



Frog Life Cycle



Kangaroos and Koala

Cut out this space



Spider Web




Spiky Hedgehog

Cut out this space



Perfect Peacocks



Snappy Crocodile

Appendix D BIGmack and Smooth Talker counting songs templates.






Five Brown Teddies



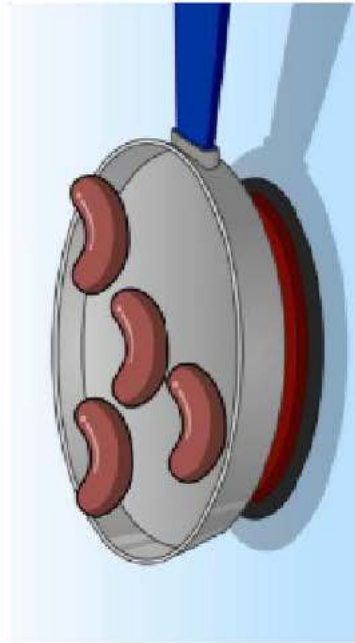
Five Currant Buns



Five Big Dinosaurs



Five Girls in the Ring



Five Fat Sausages



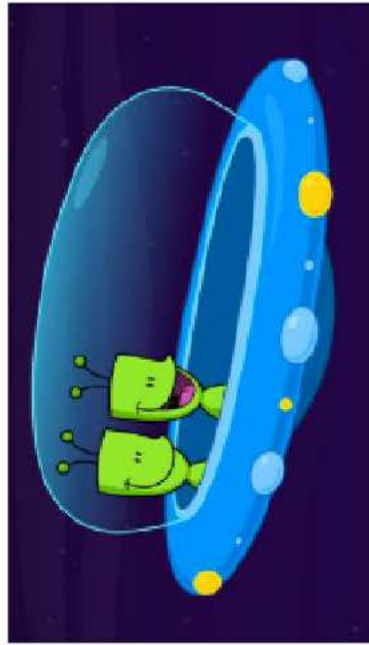
Five in the Bed




Five Little Firefighters




Five Little Mice




Five Little Aliens



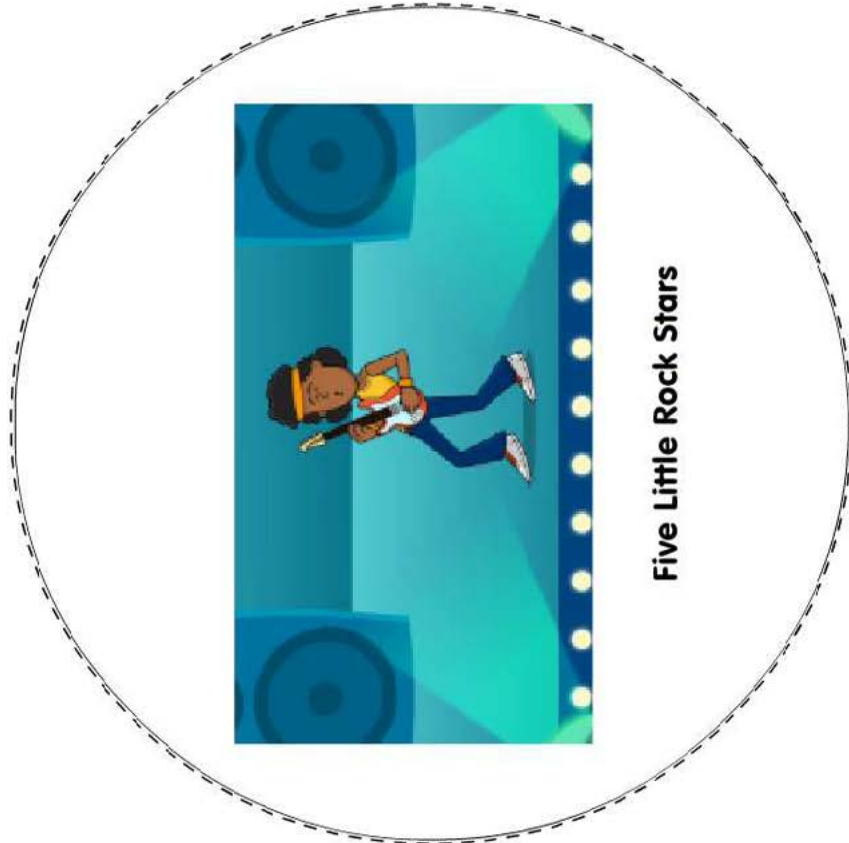
Five Little Ducks



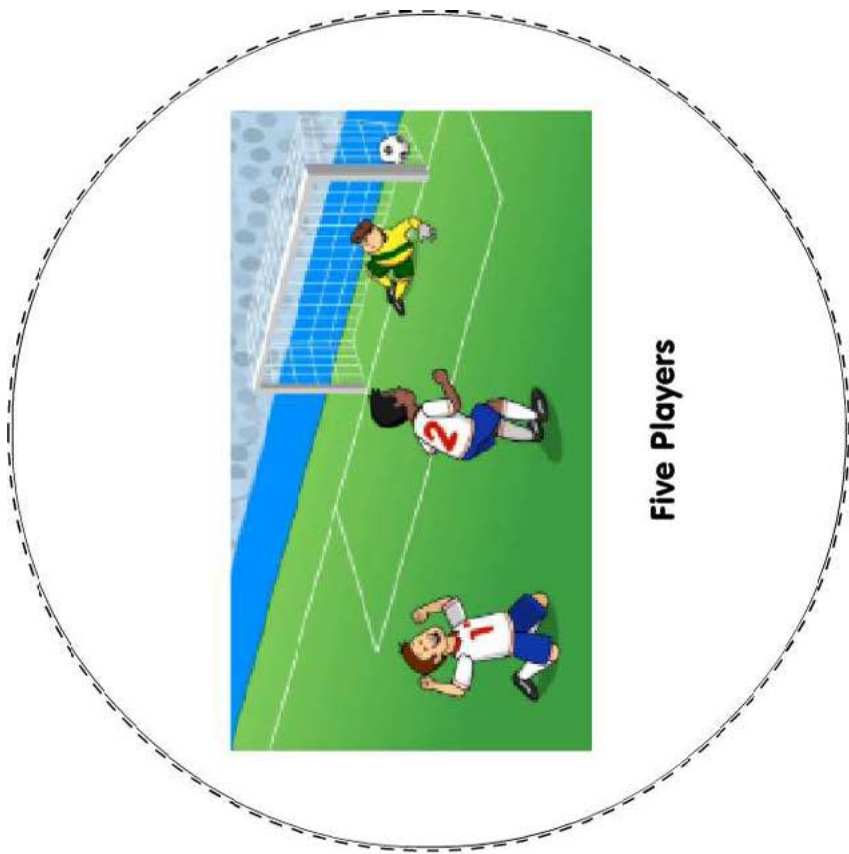
Five Little monkeys



Five Speckled Frogs




Five Little Rock Stars



Five Players



Five Red Planes




Five Sharks Swimming



Five Singers



Five Superboys

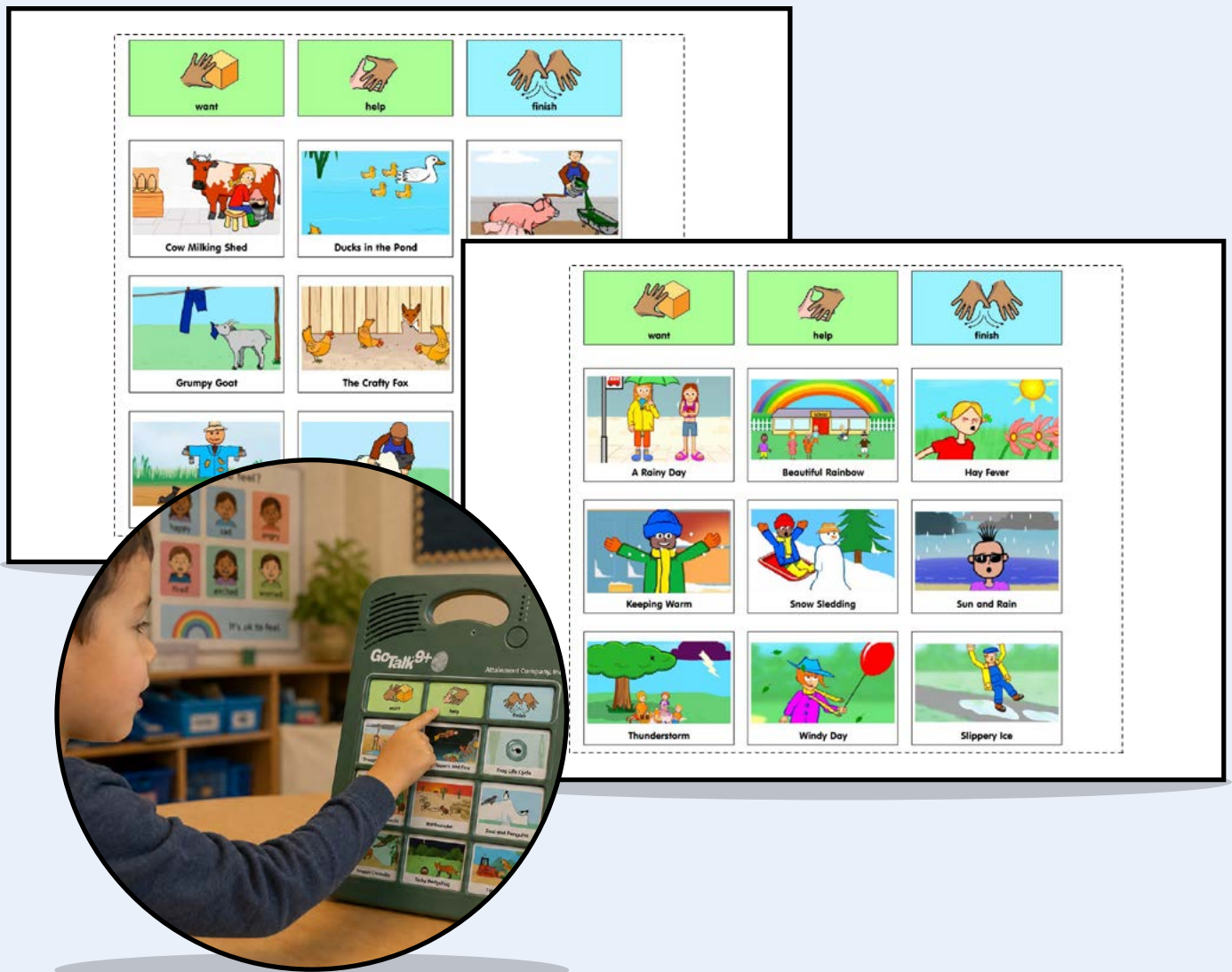











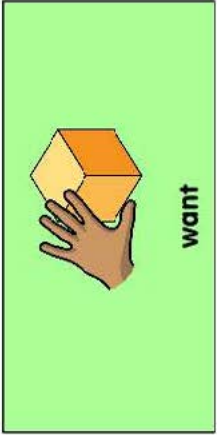
Five Trains


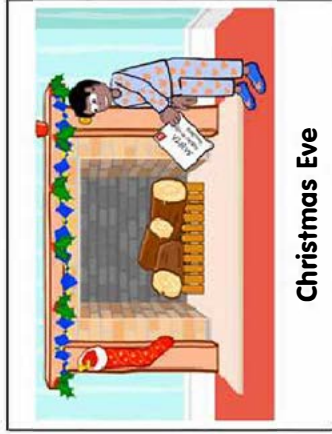

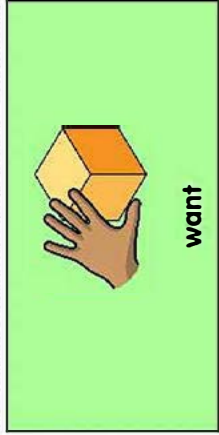











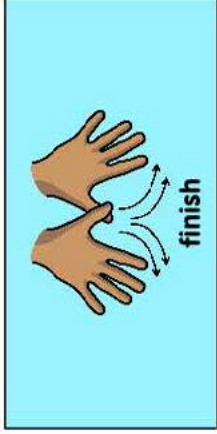
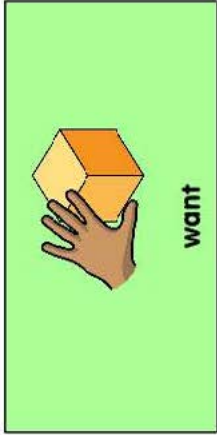
Five Wicked Witches


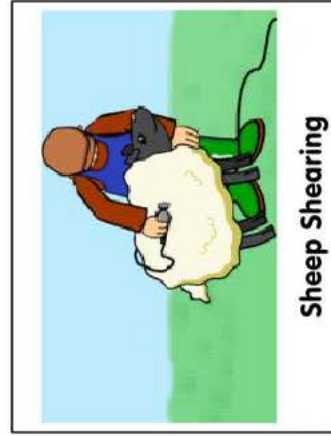


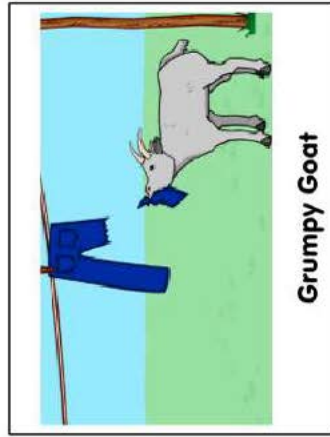


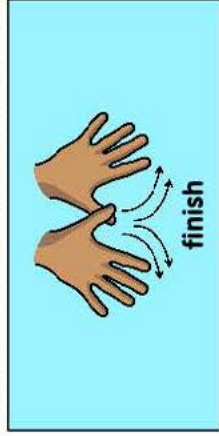
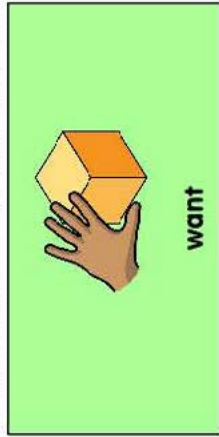
Appendix E GoTalk 9+ printables.



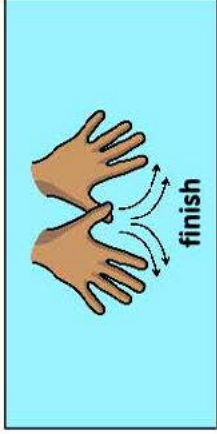
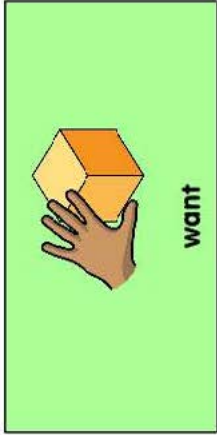


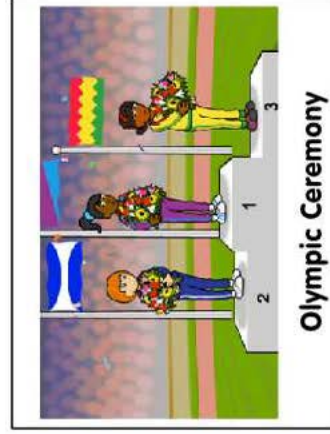
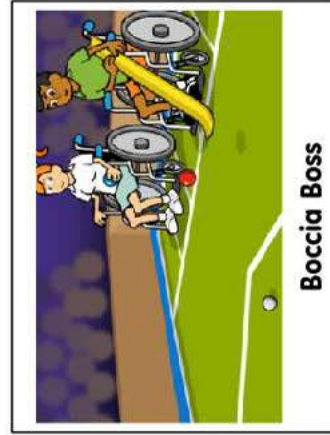
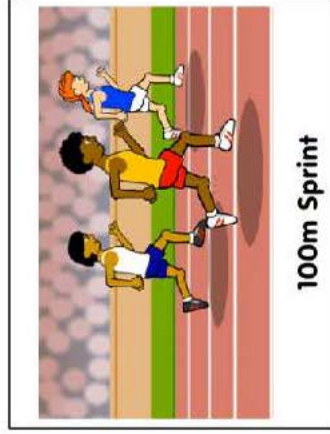
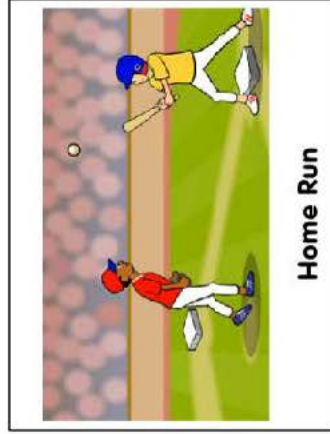
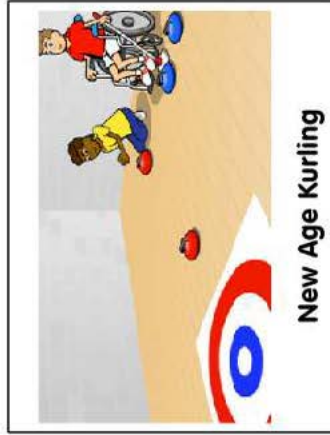
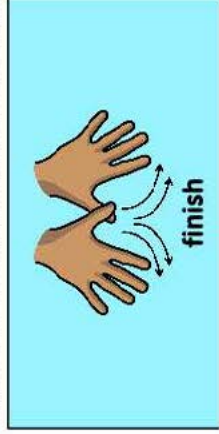
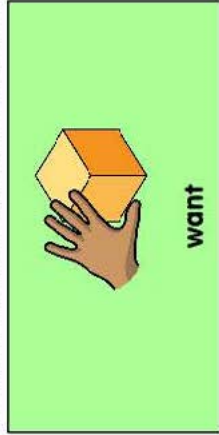




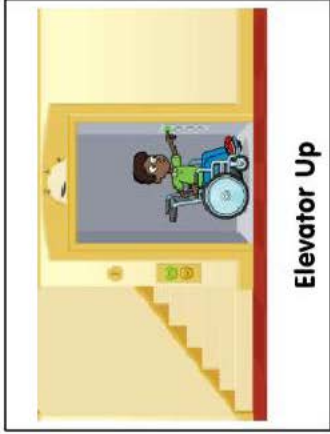

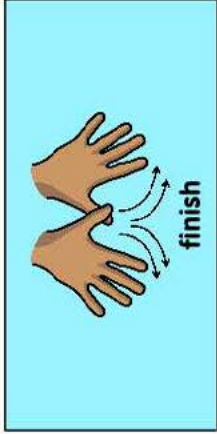
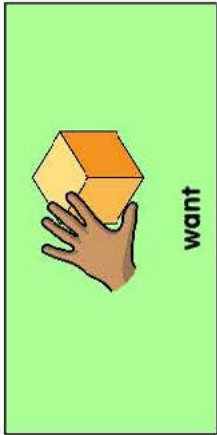


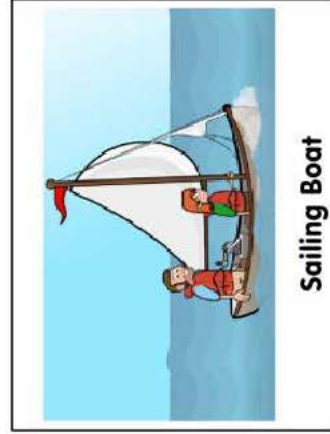


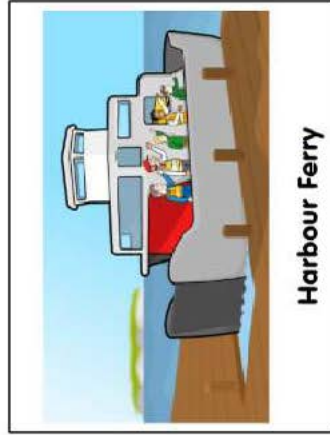
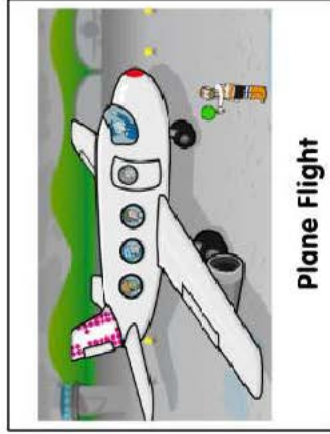
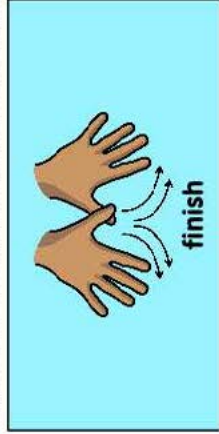
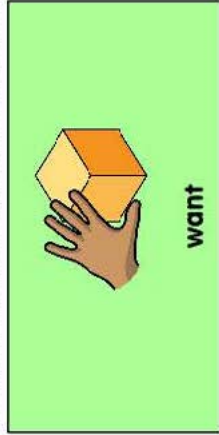



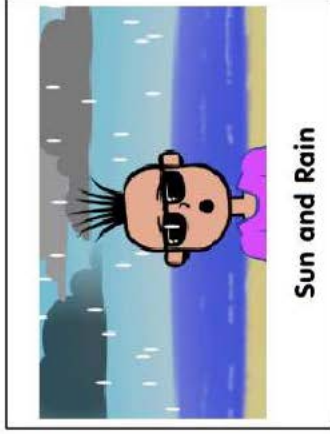

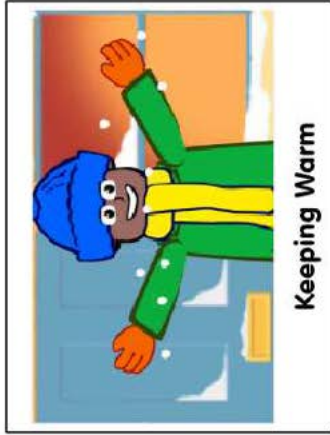


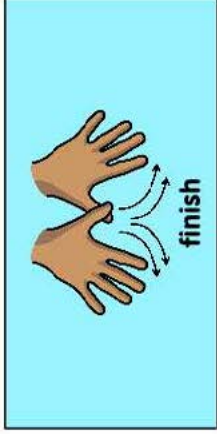
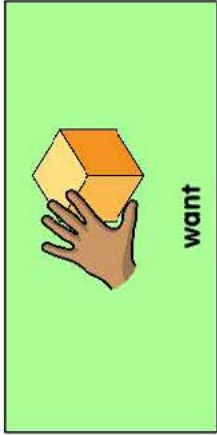



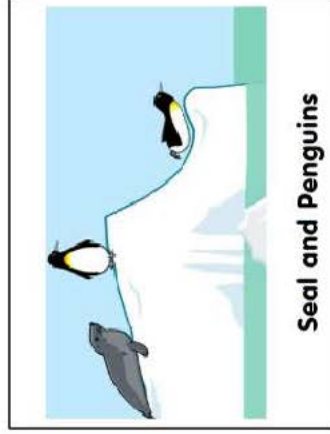
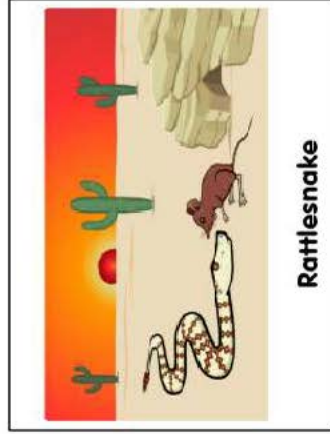
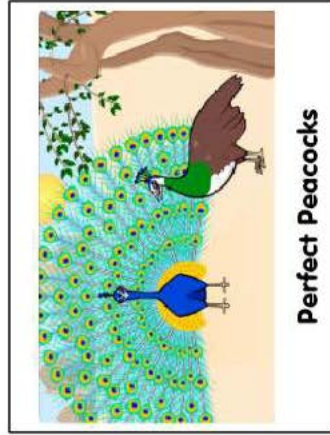


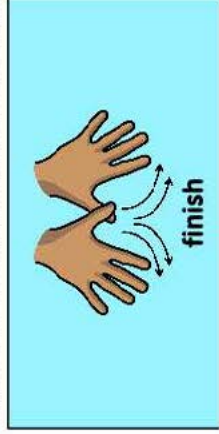
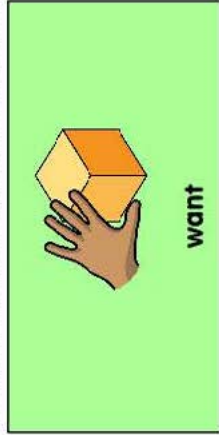













Appendix F Jelly Bean Twist and Jelly Beamer Twist printables.





Five Big Dinosaurs



Five Girls in the Ring



Five Little Rock Stars



Five Players



Five Red Planes



Five Sharks Swimming



Five Singers



Five Superboys



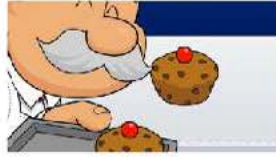
Five Trains



Five Wicked Witches



Five Brown Teddies



Five Currant Buns



Five Fat Sausages



Five in the Bed



Five Little Aliens



Five Little Ducks



Five Little Firefighters



Five Little Mice

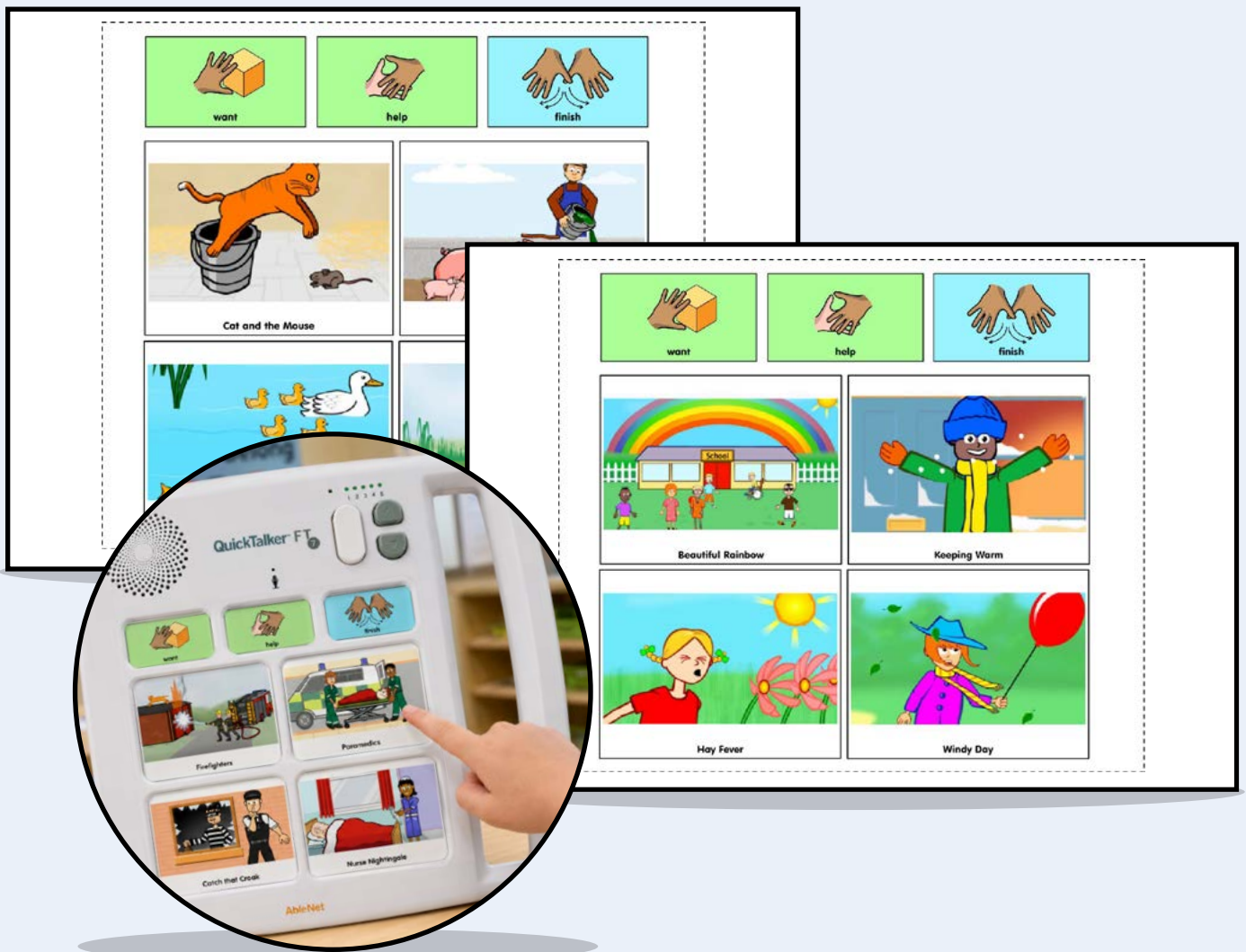






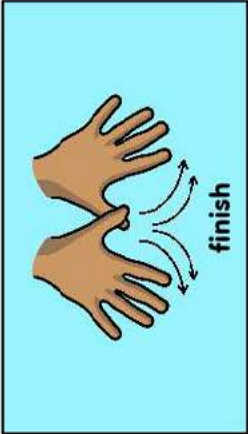
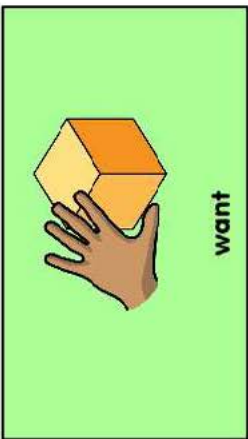
Five Little monkeys

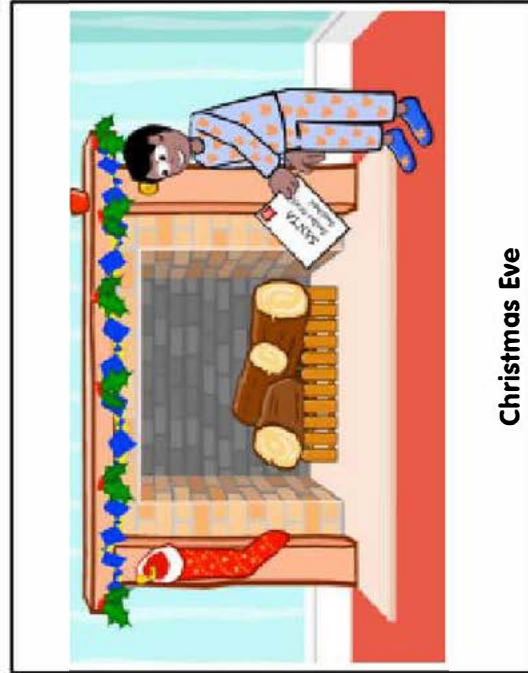

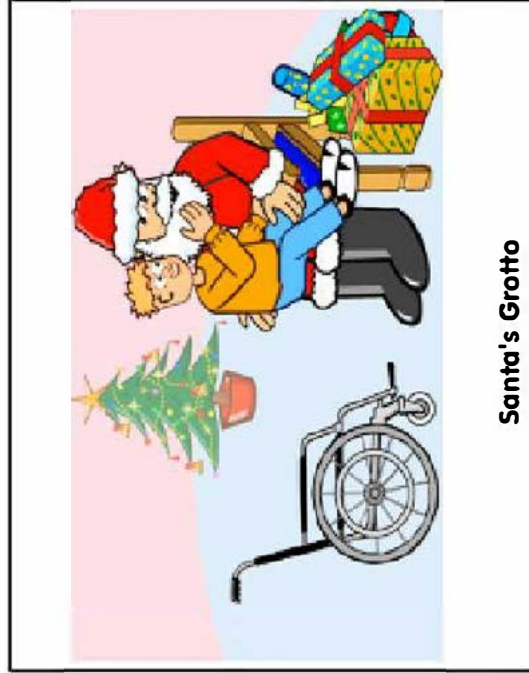
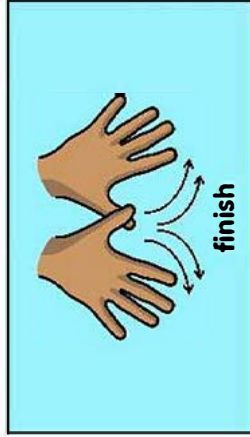
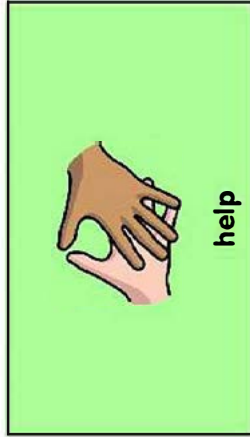
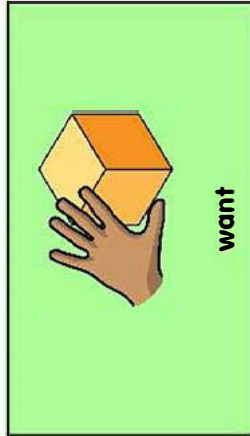





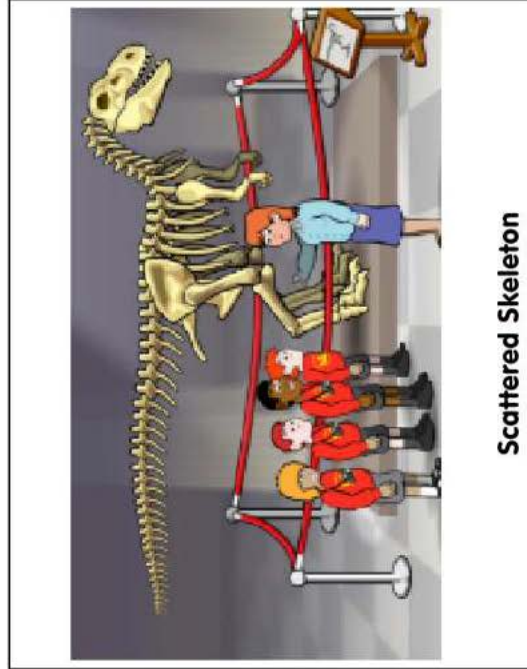

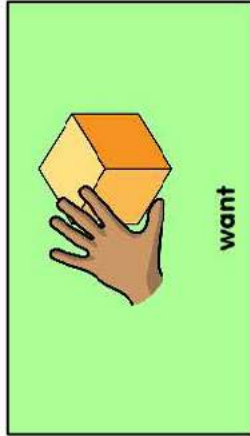
Five Speckled Frogs




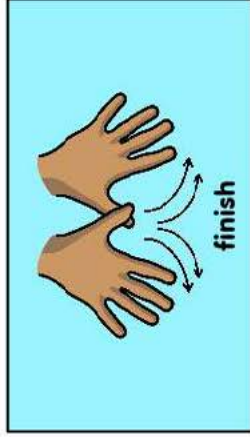

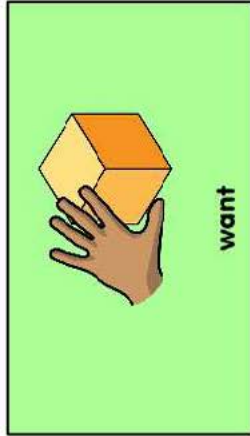
Appendix G Quick Talker 7 printables.

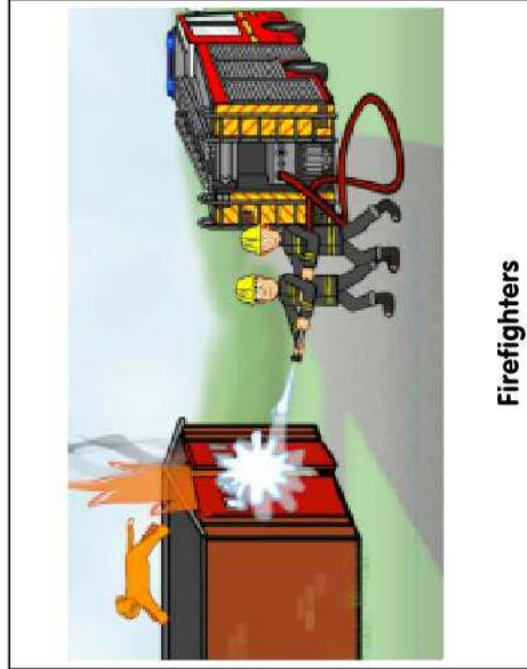
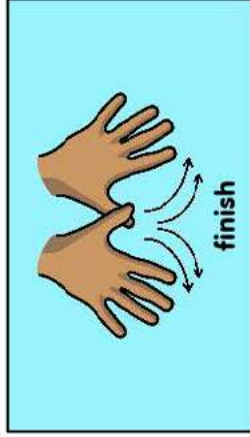

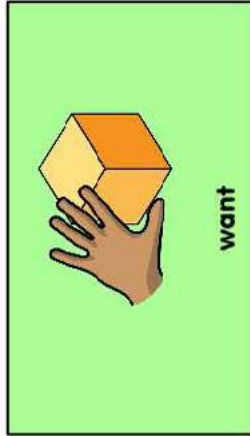













Firefighters



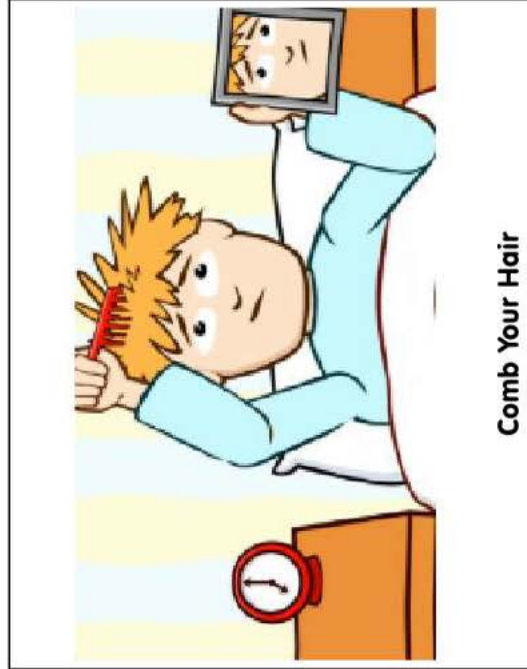
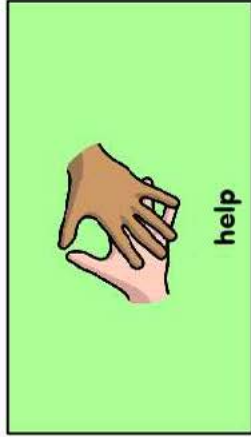
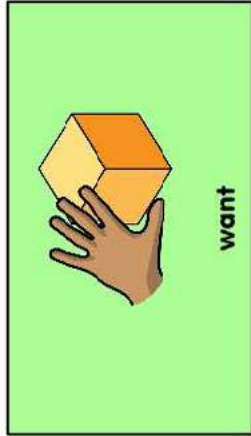
Paramedics



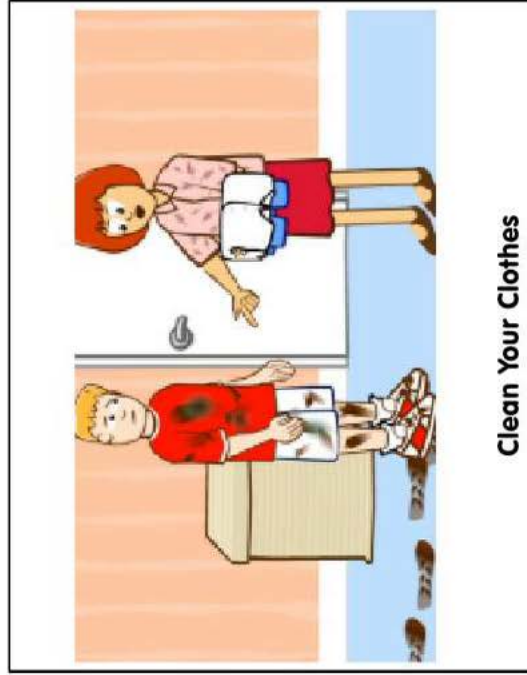
Catch that Croak




Nurse Nightingale



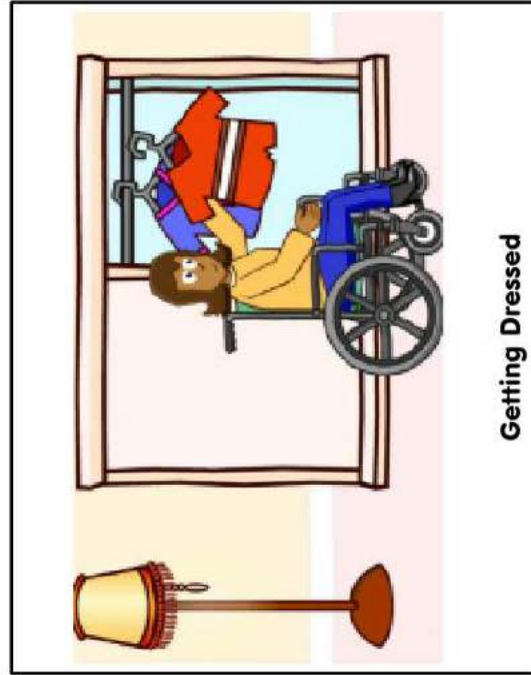
Comb Your Hair



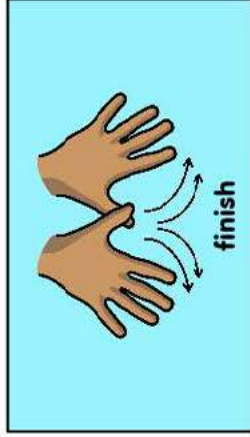

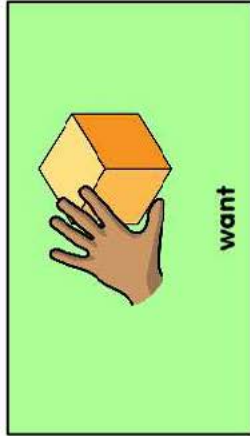
Clean Your Clothes



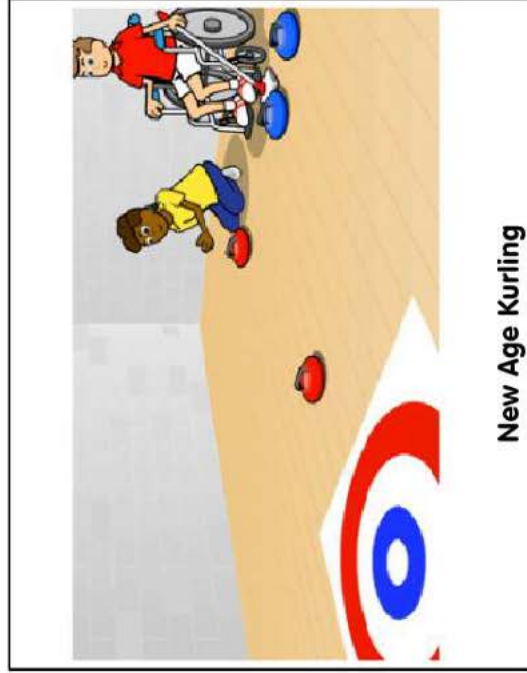
Looking Good



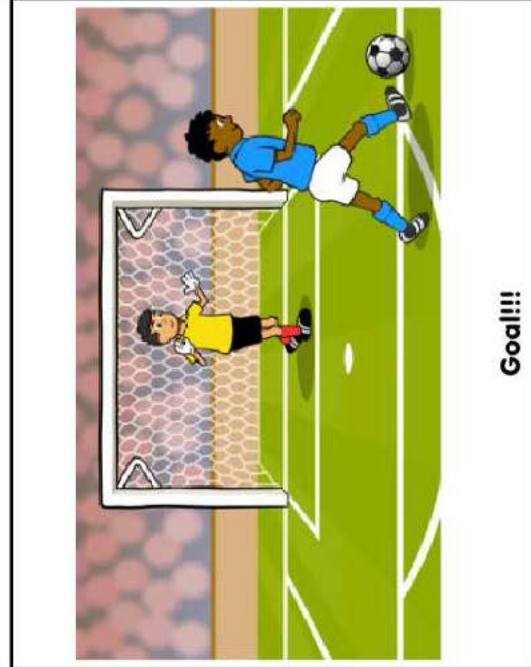
Getting Dressed



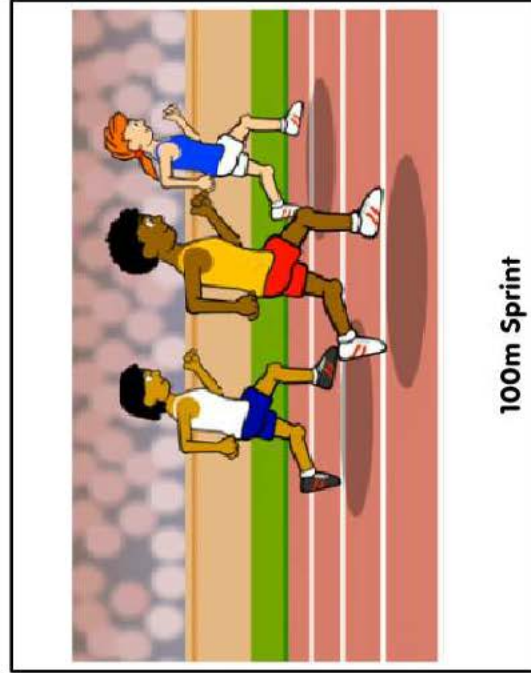
Wheelchair Basketball




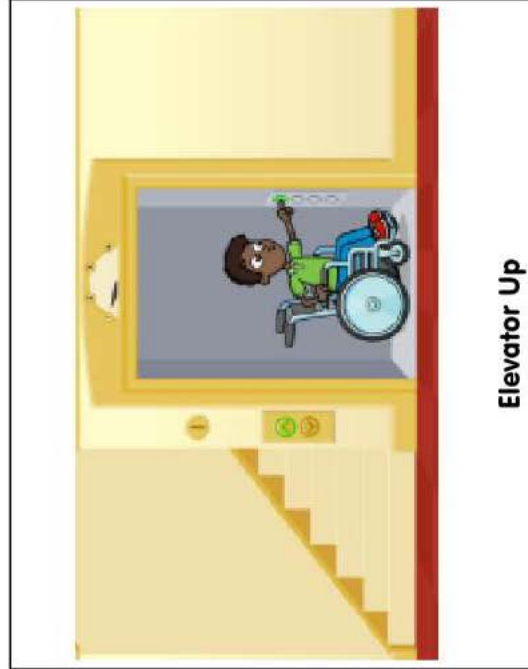

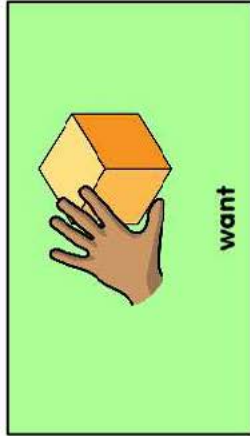
New Age Curling

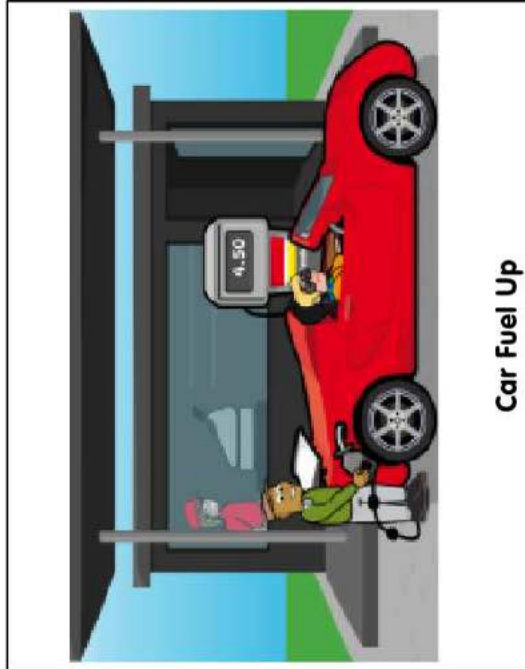
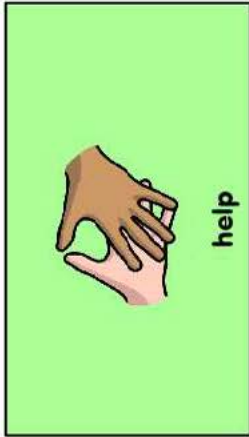
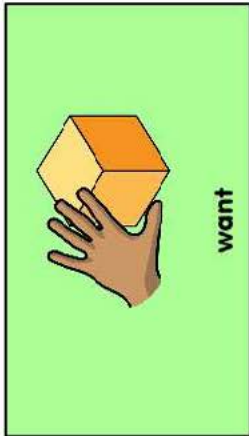


Goal!!!

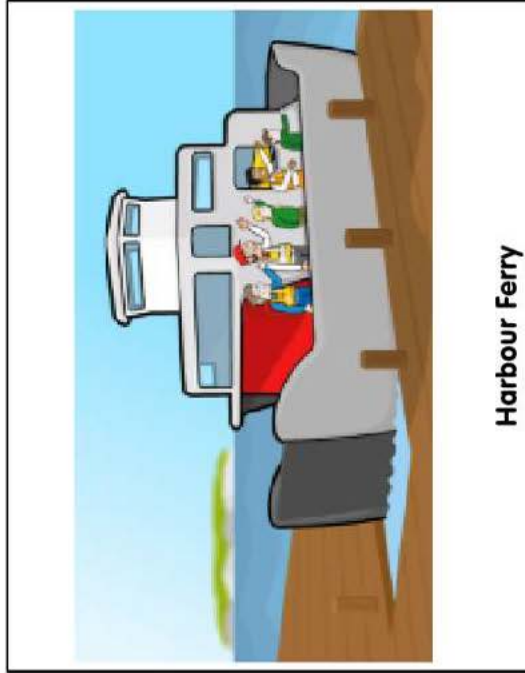


100m Sprint

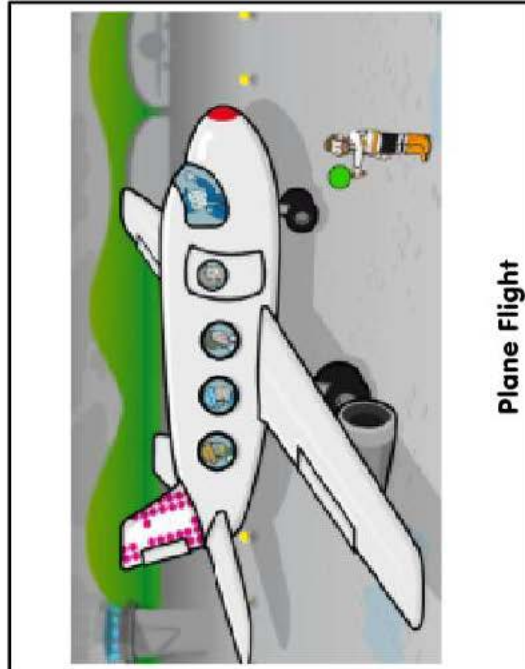




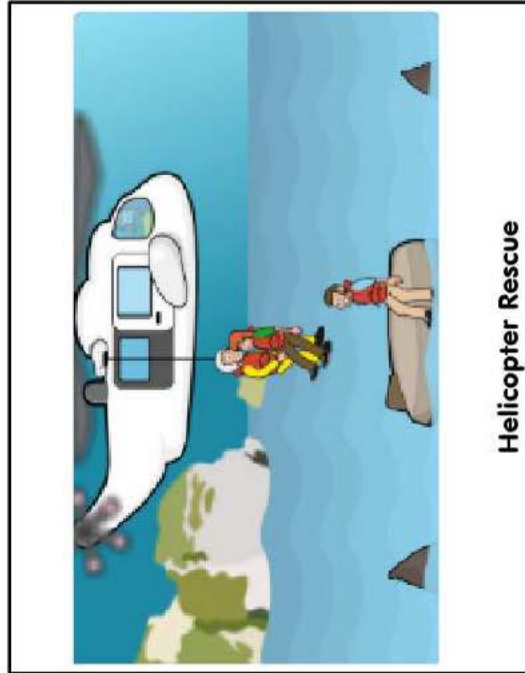
Car Fuel Up



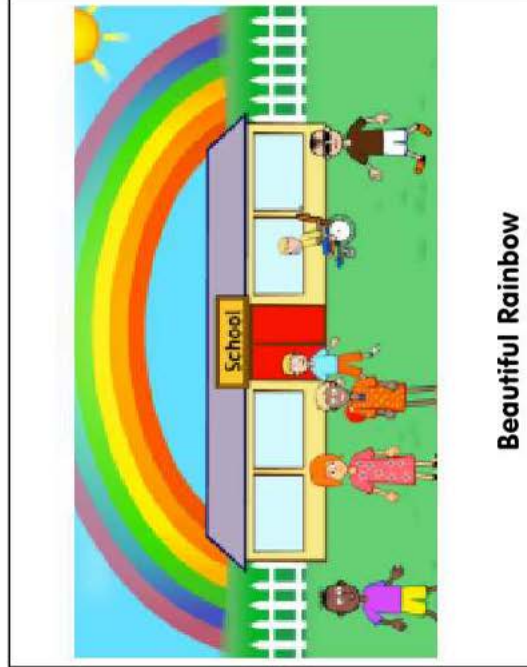

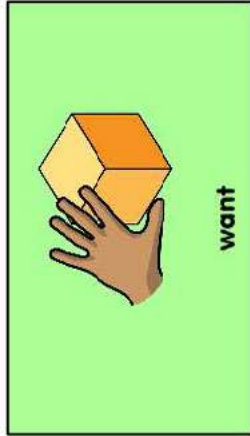
Harbour Ferry



Plane Flight




Helicopter Rescue



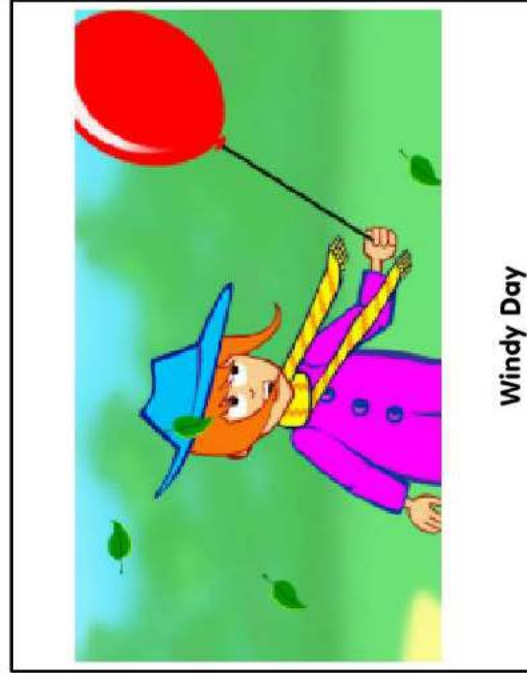
Beautiful Rainbow




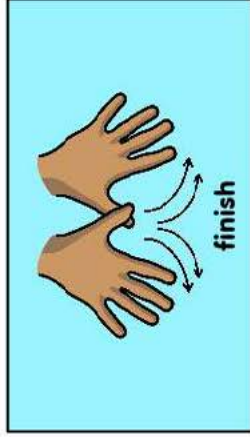

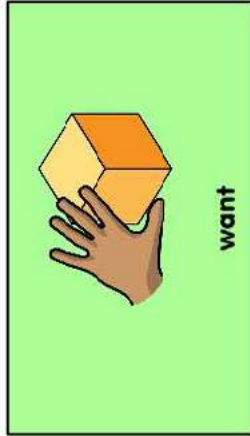
Keeping Warm



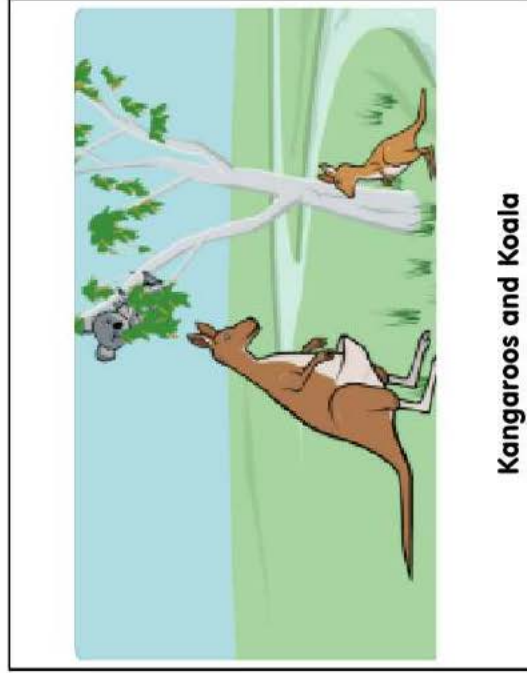
Hay Fever



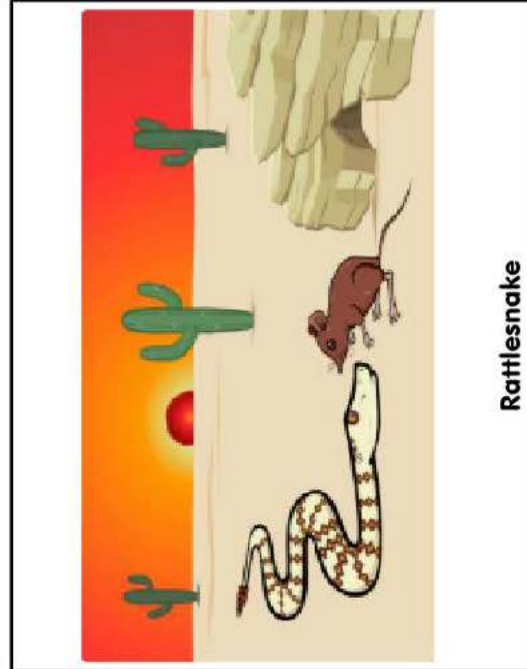
Windy Day



Drought and Giraffe



Kangaroos and Koala







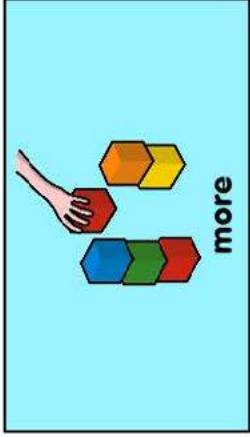
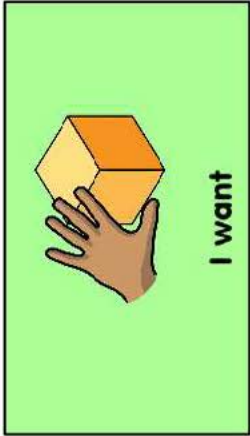
Rattlesnake

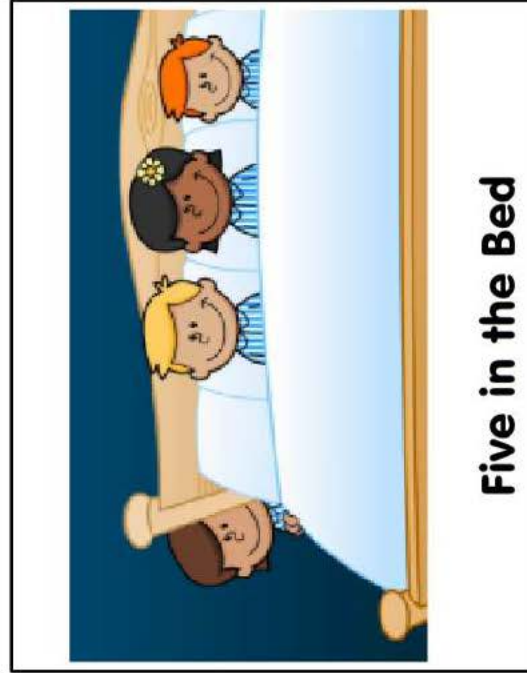
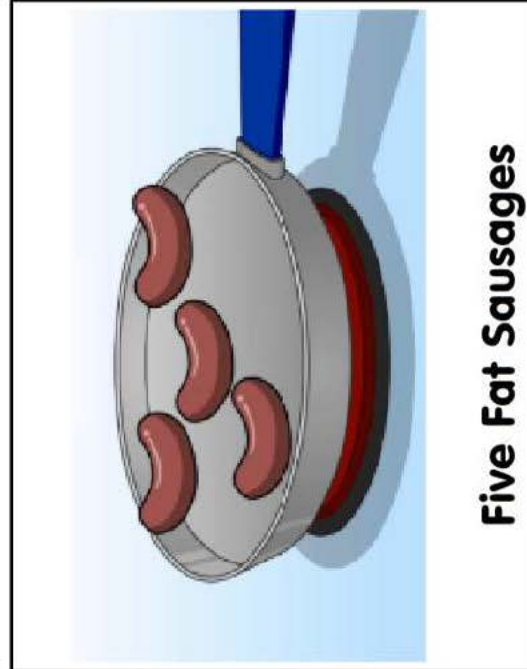
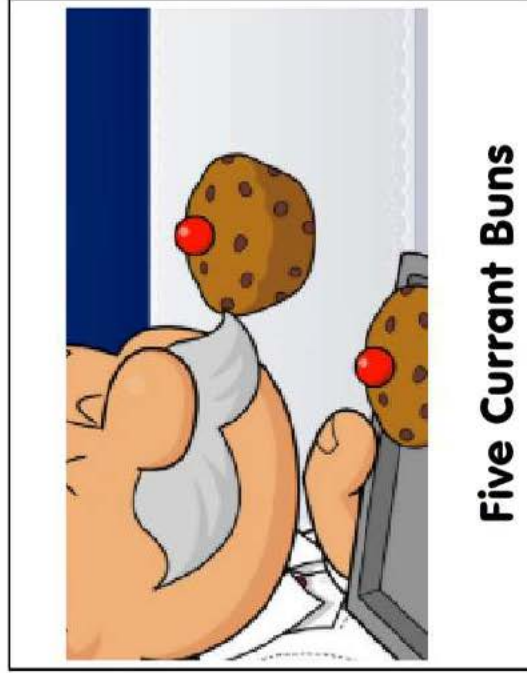
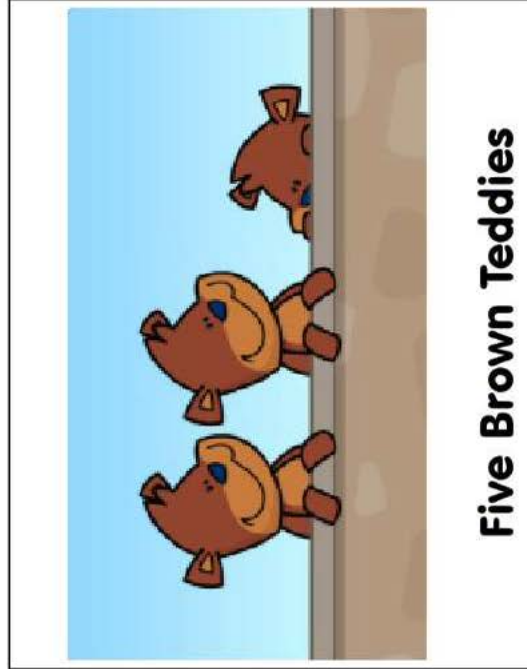
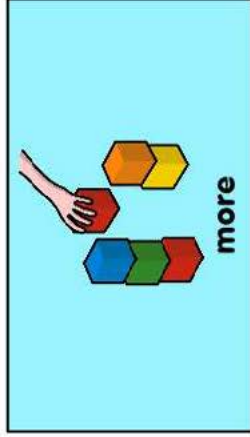

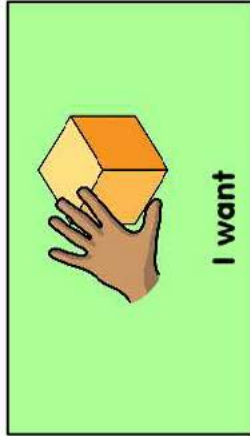





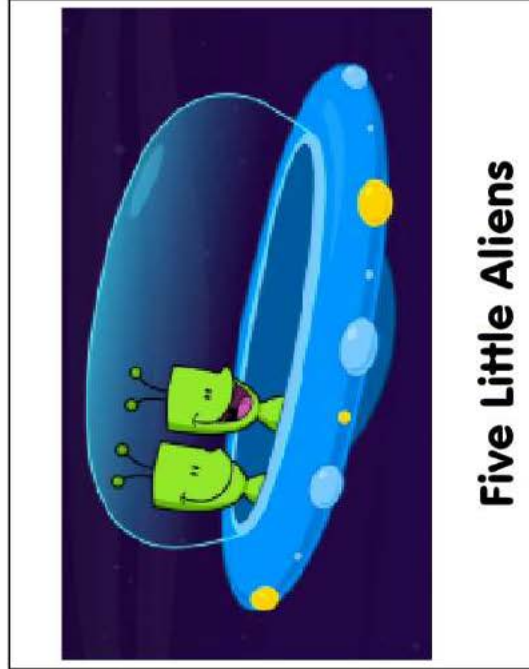
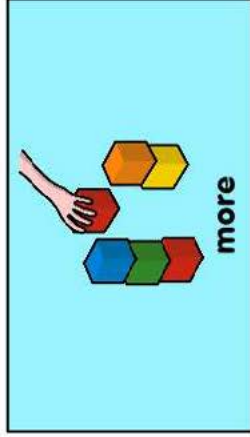
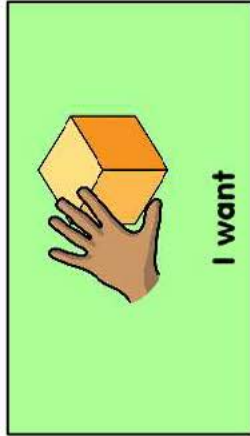
Spiky Hedgehog

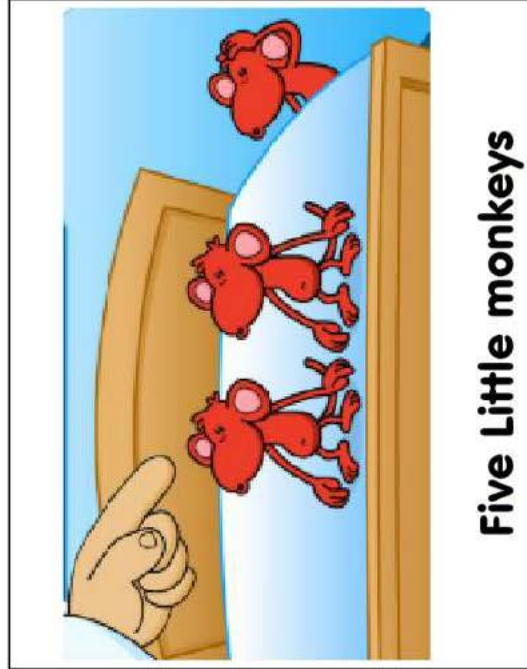
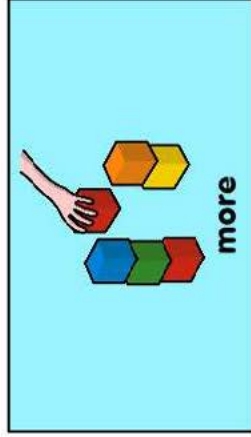

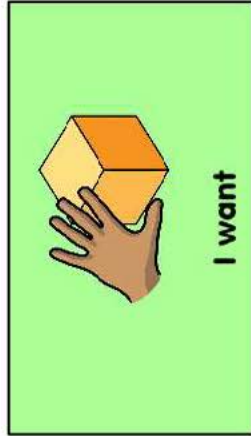
Appendix H Quick Talker 7 counting songs printables.














Five Little monkeys



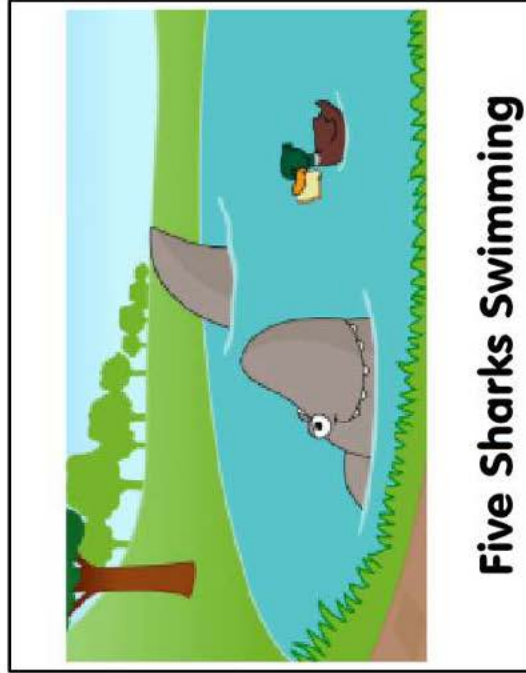

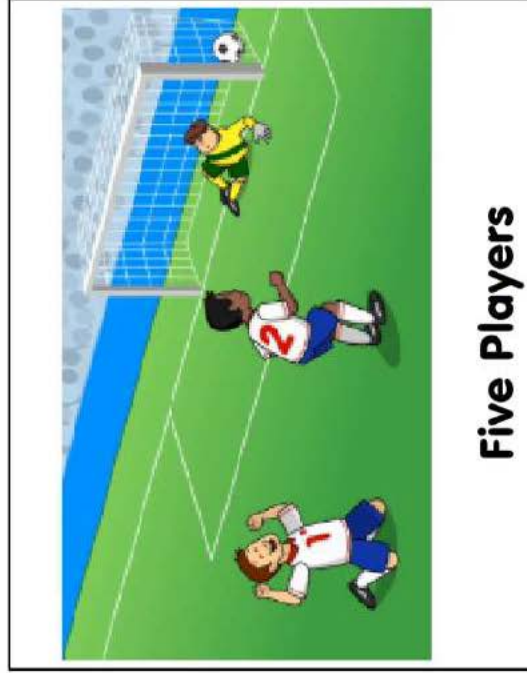
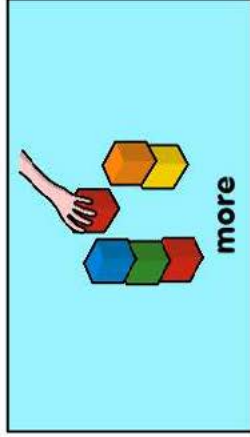

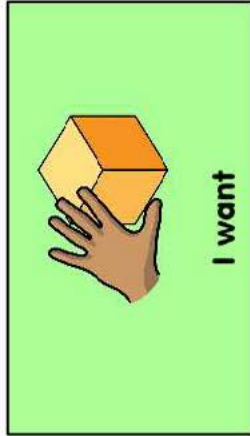
Five Speckled Frogs



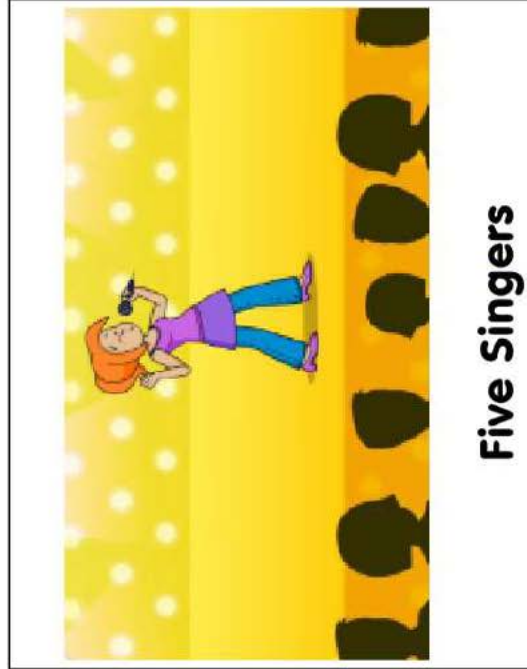
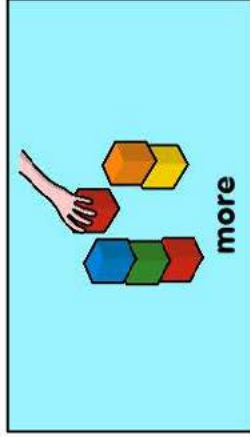
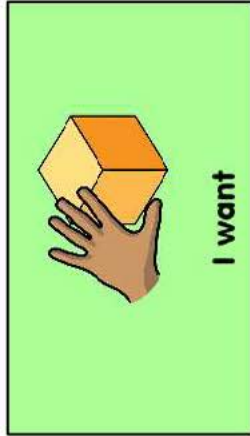


Five Big Dinosaurs




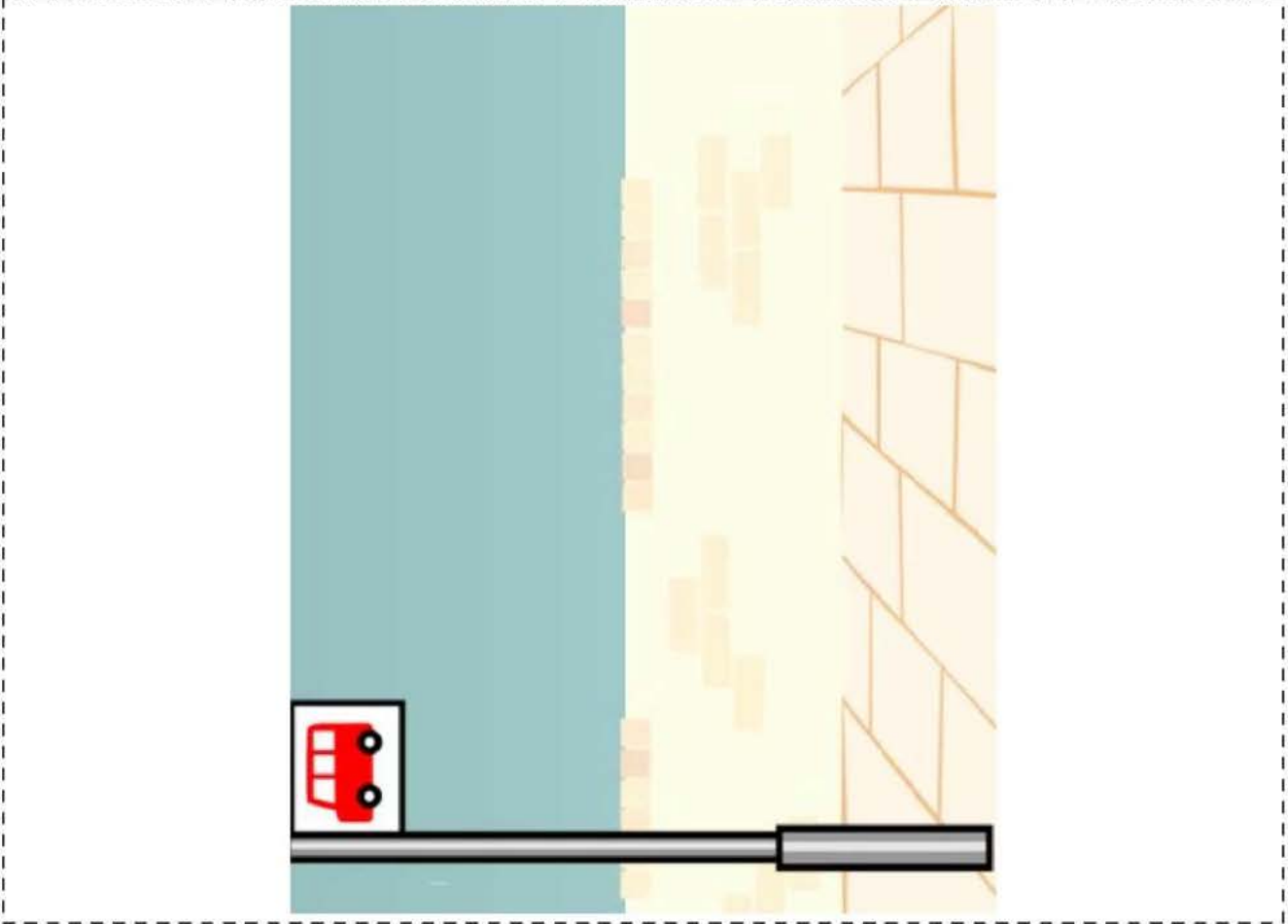
Five Girls in the Ring







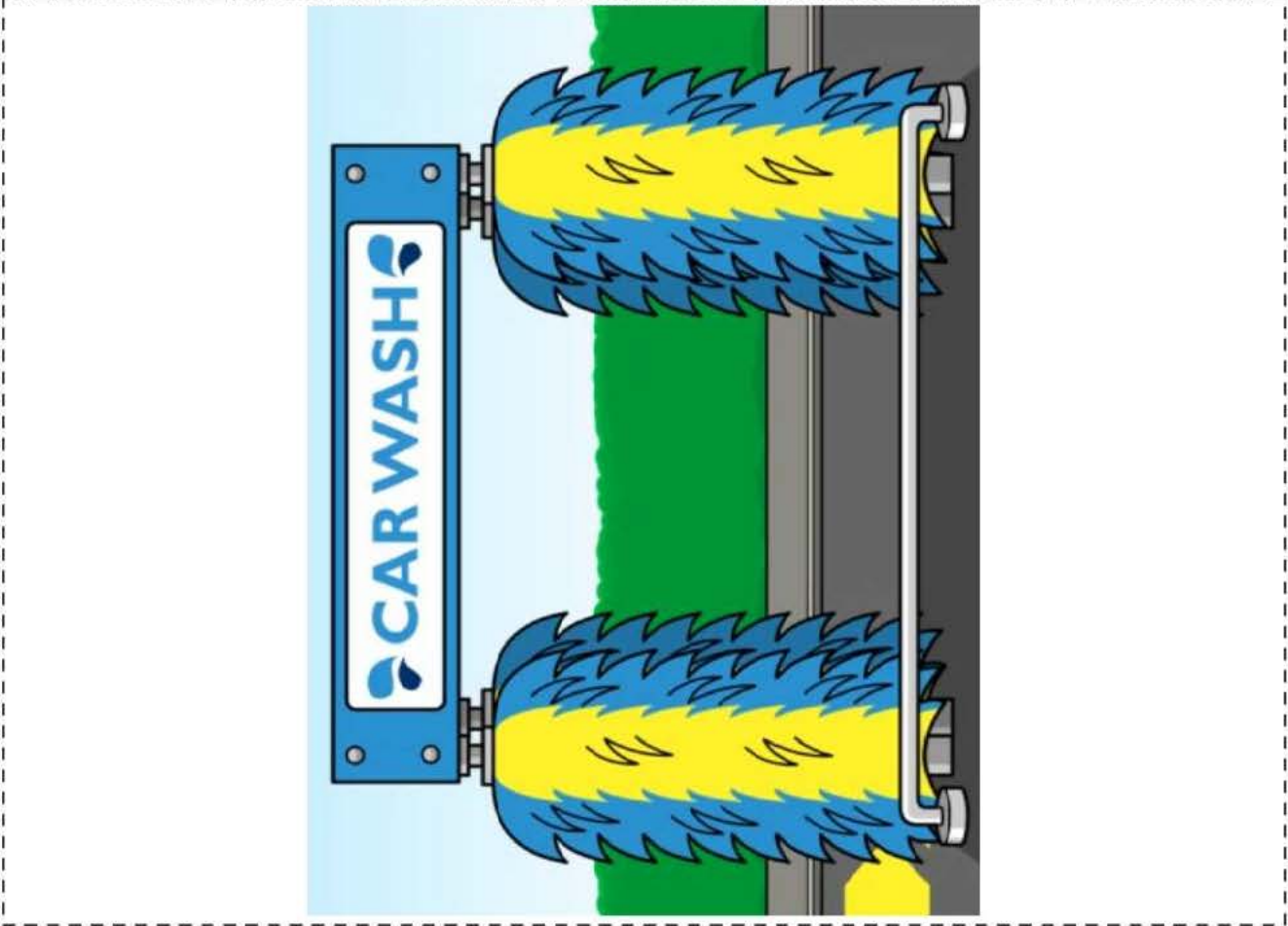
Appendix I Talking Photo Album printables.

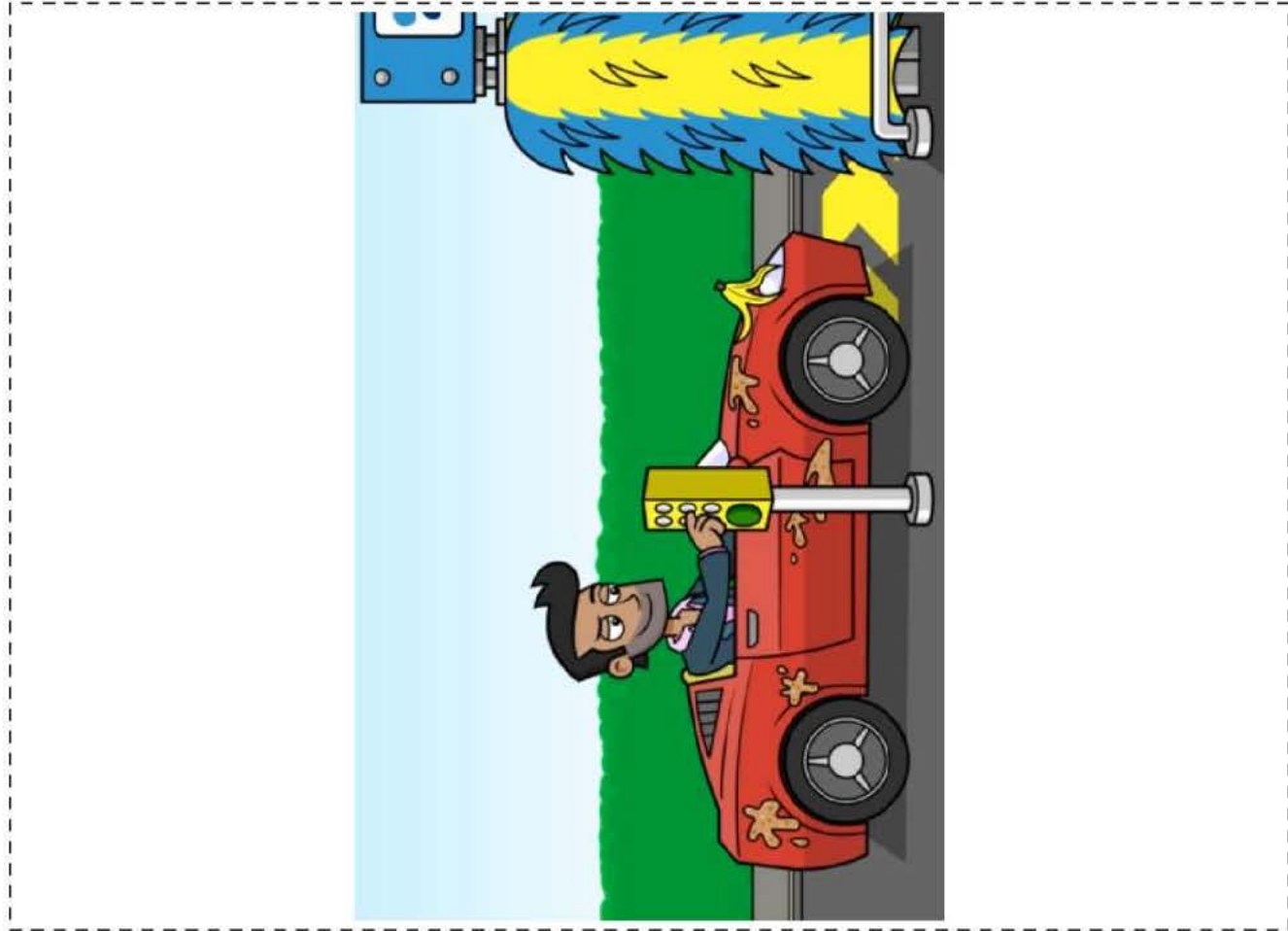










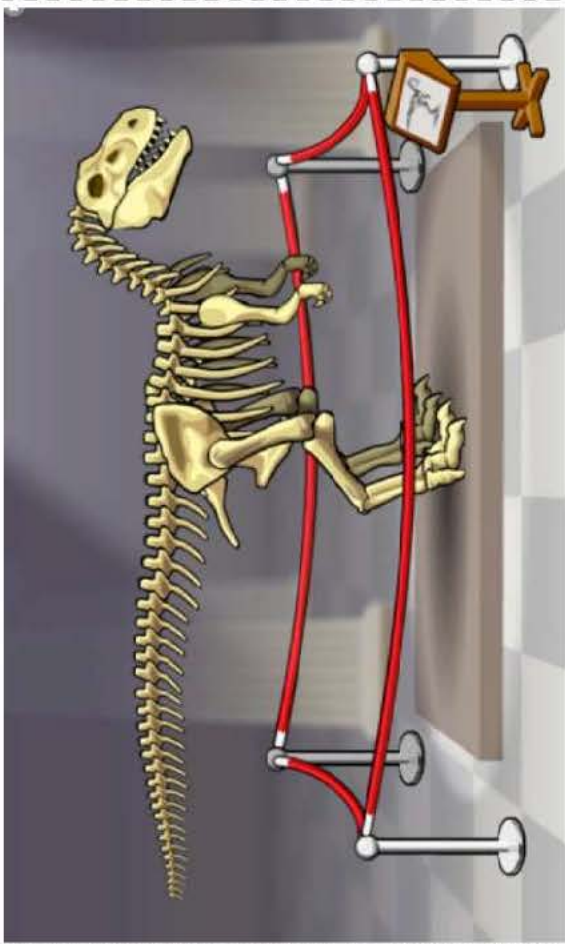




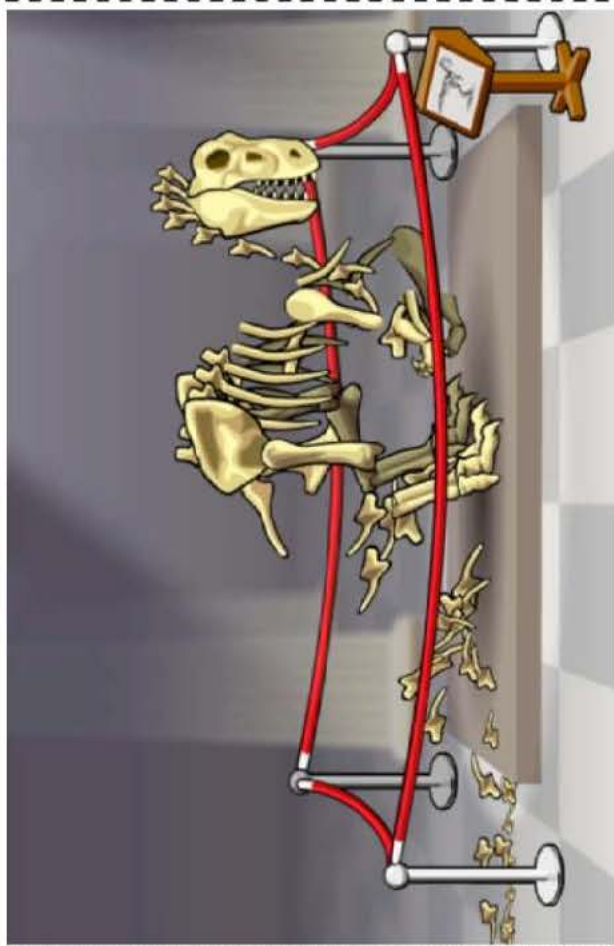










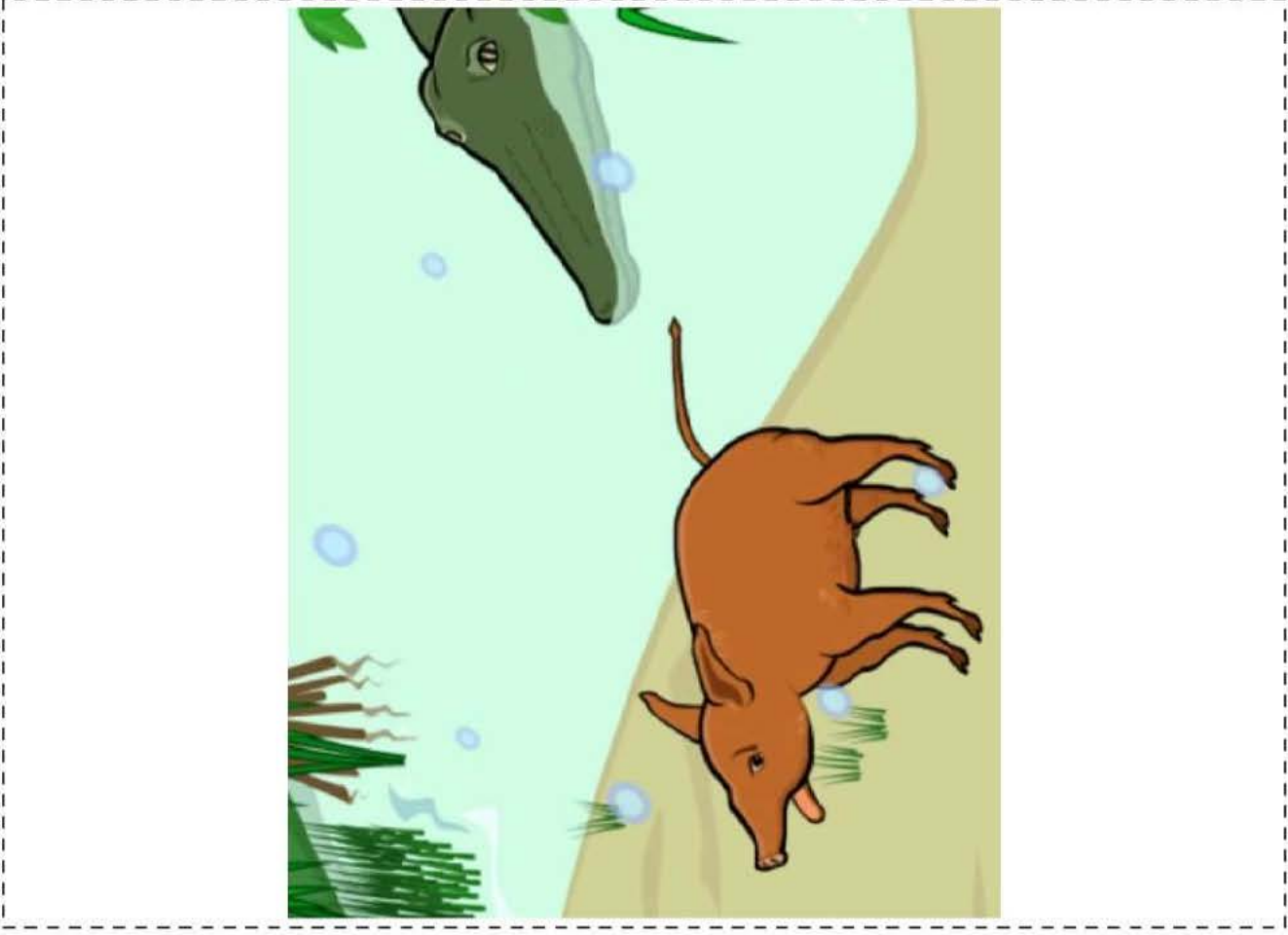






























HelpKidzLearn™

www.helpkidzlearn.com



HelpKidzLearn prioritises student privacy. Our platform and online products comply with COPPA, FERPA, and CSPC, ensuring the highest data security standards.