


SSL UC1

Solid State Logic

O X F O R D • E N G L A N D

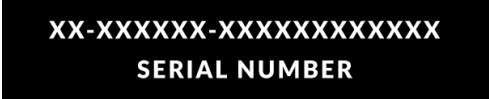
<https://www.solidstatellogic.com/get-started>



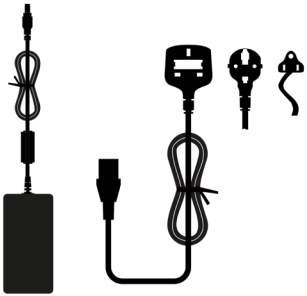
Important
Information Inside

Register Today

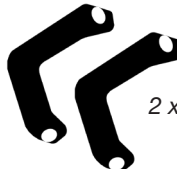
Register your SSL UC1 for the best possible experience and to gain access to any additional software that comes with it. Go to **solidstatellogic.com/get-started** and follow the on-screen instructions. During the registration process, you'll need to input the serial number of your UC1. This can be found on the base of your unit.



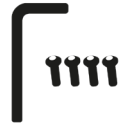
Unpacking



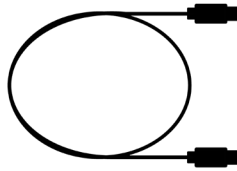
*12 Volts, 5A Power Supply
and IEC Cable*



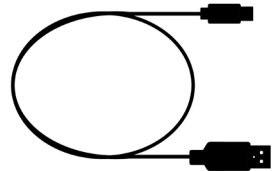
2 x Stands



*1 x Hex Key
4 x Screws*



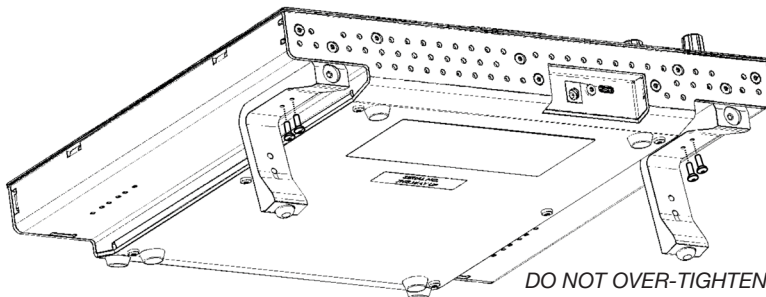
1.5m C to C USB Cable



1.5m C to A USB Cable

Fitting The Stands (Optional)


UC1 can be used with or without the included screw-in stands. Holes at the top of the base allow for different angles of elevation. You can also reverse the stands themselves for even more angle options.



DO NOT OVER-TIGHTEN SCREWS!
Refer to User Guide

Connecting Your UC1 Hardware

1. Connect the included power supply to the **DC** socket on the connector panel.
2. Connect one of the included USB cables from your computer to the **USB** socket.



Install SSL 360° Software

UC1 requires SSL 360° software to be installed on your computer in order to function.



SSL 360°

<https://www.solidstatelogic.com/support/downloads>

The SSL 360° software allows you to view and control all of your SSL Native Channel Strip 2 and Bus Compressor 2 plug-ins in one place - just like working on a virtual SSL mixer!





Install & Authorise SSL Native Plug-ins

Download and install the SSL Native **Channel Strip 2** and **Bus Compressor 2** plug-ins from the SSL website (available in AAX Native, AU and VST3 formats).

You must register your UC1 in your SSL account to obtain your plug-in licenses:

account.solidstatelogic.com/login/signup



Compatibility, Troubleshooting and FAQs

Visit the Solid State Logic Help Centre to check compatibility with your system and find answers to your questions. [solidstatelogic.com/support](https://www.solidstatelogic.com/support)

YouTube Tutorials

Check out the product tutorials on the SSL YouTube Channel to learn more about using your SSL equipment. [youtube.com/user/SSLvideos](https://www.youtube.com/user/SSLvideos)

Thank you

Don't forget to register for the best possible experience. [solidstatelogic.com/get-started](https://www.solidstatelogic.com/get-started)



82BYGH01