

Daily Urgent Care & Bed SitRep - ULHT

next update by 2pm Thurs 16th

Tables 1) Current Bed Capacity - Wednesday 15 April 2020 at 8am

1a) General & Acute Beds

Occupancy	Site			
	GDH	LCH	PBH	ULHT
G&A Beds				
Total beds open	108	518	348	974
Total occupied	29	214	169	412
Total unoccupied	79	304	179	562
% occupied	26.9%	41.3%	48.6%	42.3%

Length Of Stay	Site			
	GDH	LCH	PBH	ULHT
G&A Beds				
Total beds open	108	518	348	974
Occupied LOS 7-20	9	48	58	115
Occupied LOS 21+	1	29	10	40
% occupied 7+ days	8.3%	9.3%	16.7%	11.8%

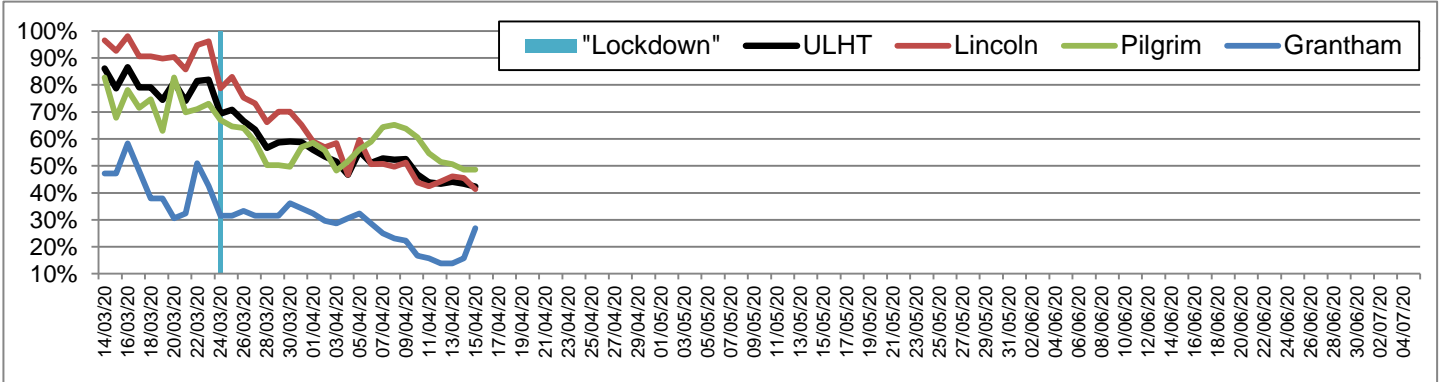
Delayed Transfer of Care	Site			
	GDH	LCH	PBH	ULHT
G&A Beds				
Total beds open	108	518	348	974
Occupied DTtoC	1	4	0	5
% occupied DTtoC	0.9%	0.8%	0.0%	0.5%

1b) Intensive/Critical Care

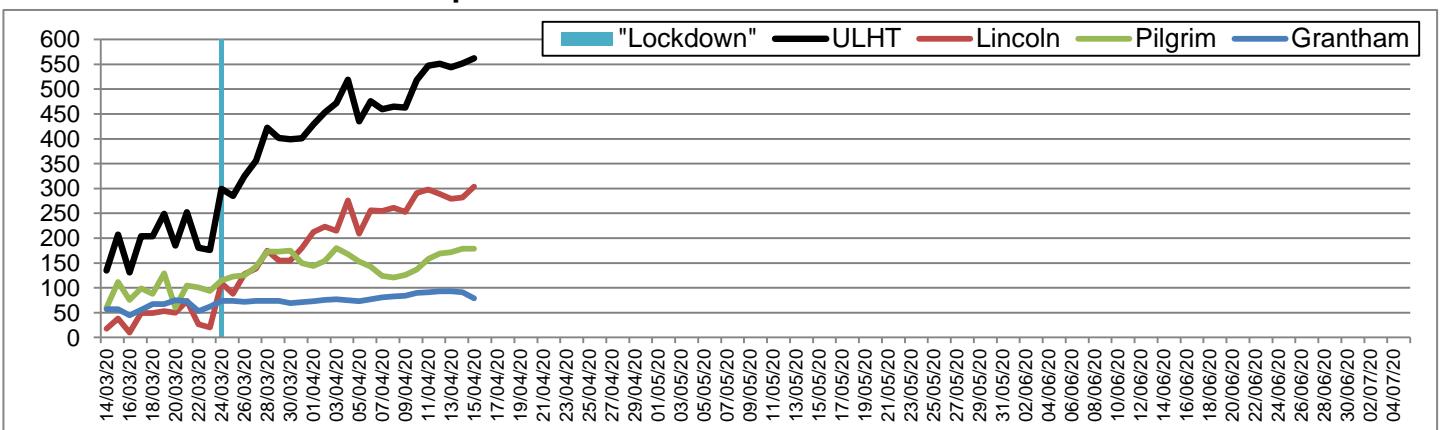
Occupancy	Site			
	GDH	LCH	PBH	ULHT
ADULT beds				
Total beds open	6	16	14	36
Total occupied	2	9	10	21
Total unoccupied	4	7	4	15
% occupied	33.3%	56.3%	71.4%	58.3%

Occupancy	Site			
	GDH	LCH	PBH	ULHT
NEONATAL beds				
Total beds open	0	15	8	23
Total occupied	0	12	5	17
% occupied	-	80.0%	62.5%	73.9%

General & Acute Bed Occupancy Rate



General & Acute Bed Unoccupied



Daily Urgent Care & Bed SitRep - ULHT

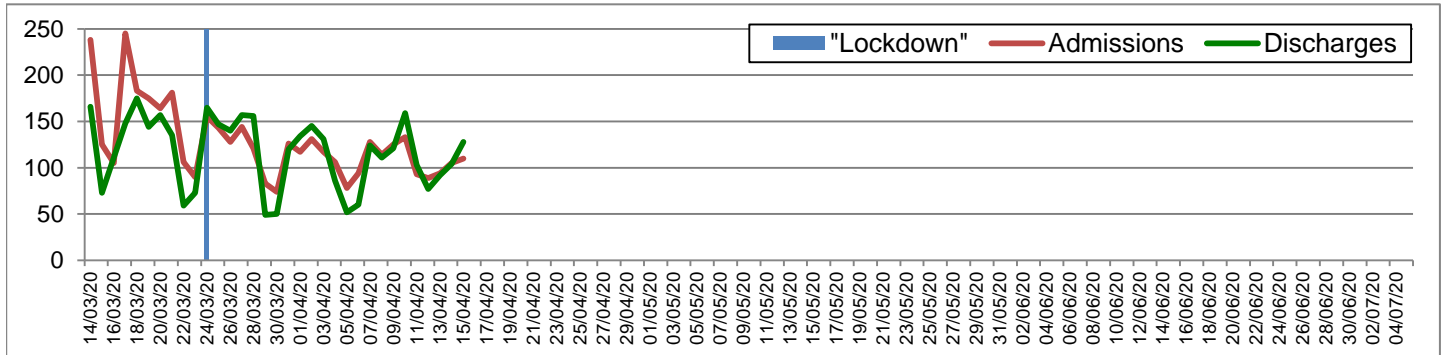
next update by 2pm Thurs 16th

Tables 2) Inpatient Activity - Tuesday 14 April 2020 from 00:00 to 23:59

Inpatient	Site			
	GDH	LCH	PBH	ULHT
Admissions	8	65	37	110
Discharges	1	81	46	128
Net Flow	+7	-16	-9	-18

Admissions	Site			
	GDH	LCH	PBH	ULHT
Emergency - ALL	6	61	36	103
Emergency via A&E	4	42	30	76
Elective	2	4	1	7

ULHT Total Admissions vs Discharges



Tables 3) A&E Activity - Tuesday 14 April 2020 from 00:00 to 23:59

Type 1	Site			
	GDH	LCH	PBH	ULHT
Attendances	39	103	71	213
Over 4 hours	2	10	6	18
% under 4 hours	94.9%	90.3%	91.5%	91.5%

Type 3	Site			
	GDH	LCH	PBH	ULHT
Attendances	30	36	30	96
Over 4 hours	0	0	0	0
% under 4 hours	100.0%	100.0%	100.0%	100.0%

PCS	Site			
	GDH	LCH	PBH	ULHT
Attendances	0	36	30	66
Over 4 hours	0	0	0	0
% under 4 hours	-	100.0%	100.0%	100.0%

ALL Urgent Attends	Site			
	GDH	LCH	PBH	ULHT
Attendances	69	175	131	375
Over 4 hours	2	10	6	18
% under 4 hours	97.1%	94.3%	95.4%	95.2%

ULHT A&E and Front Door Attendances

