

Daily Urgent Care & Bed SitRep - ULHT

next update by 11:30am 01/05/2020

Tables 1) Current Bed Capacity - Thursday 30 April 2020 at 8am

1a) General & Acute Beds

Occupancy	Site			
	GDH	LCH	PBH	ULHT
G&A Beds				
Total beds open	108	518	348	974
Total occupied	25	177	206	408
Total unoccupied	83	341	142	566
% occupied	23.1%	34.2%	59.2%	41.9%

Length Of Stay	Site			
	GDH	LCH	PBH	ULHT
G&A Beds				
Total beds occupied	25	177	206	408
Occupied LOS 7-20	5	50	47	102
Occupied LOS 21+	1	31	18	50
% occupied 7+ days	24.0%	45.8%	31.6%	37.3%

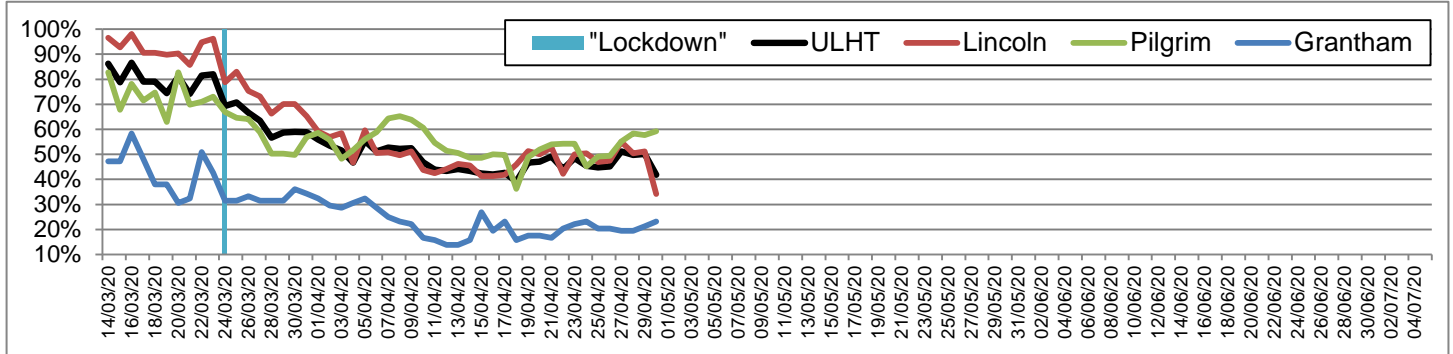
Delayed Transfer of Care	Site			
	GDH	LCH	PBH	ULHT
G&A Beds				
Total beds occupied	25	177	206	408
Occupied DToC	0	0	0	0
% occupied DToC	0.0%	0.0%	0.0%	0.0%

1b) Intensive/Critical Care

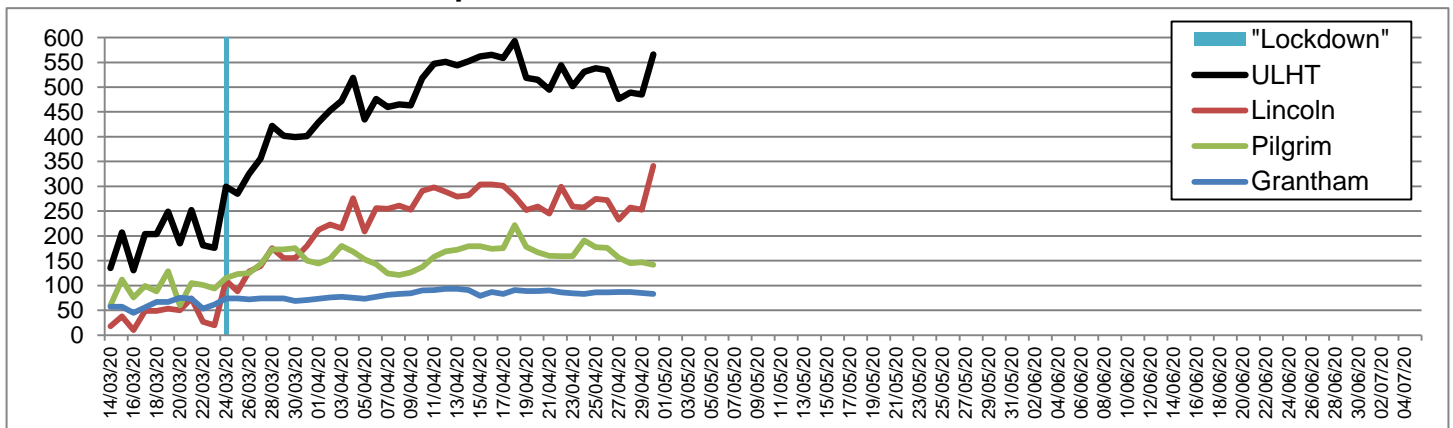
Occupancy	Site			
	GDH	LCH	PBH	ULHT
ADULT beds				
Total beds open	6	16	12	34
Total occupied	0	9	9	18
Total unoccupied	6	7	3	16
% occupied	0.0%	56.3%	75.0%	52.9%

Occupancy	Site			
	GDH	LCH	PBH	ULHT
NEONATAL beds				
Total beds open	0	15	8	23
Total occupied	0	11	1	12
% occupied	-	73.3%	12.5%	52.2%

General & Acute Bed Occupancy Rate



General & Acute Bed Unoccupied



Daily Urgent Care & Bed SitRep - ULHT

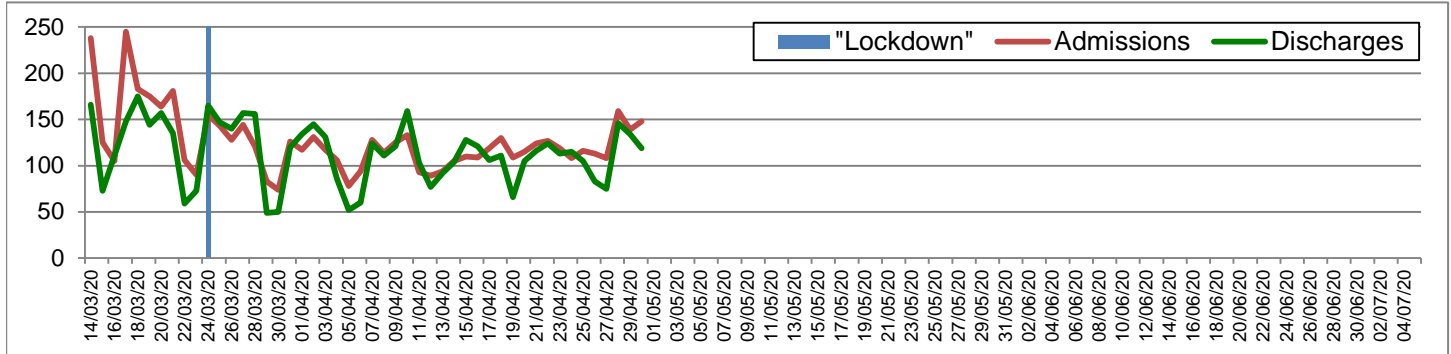
next update by 11:30am 01/05/2020

Tables 2) Inpatient Activity - Wednesday 29 April 2020 from 00:00 to 23:59

Inpatient	Site			
	GDH	LCH	PBH	ULHT
Admissions	7	92	49	148
Discharges	3	69	47	119
Net Flow	+4	+23	+2	+29

Admissions	Site			
	GDH	LCH	PBH	ULHT
Emergency - ALL	7	82	47	136
<i>Emergency via A&E</i>	4	58	39	101
Elective	0	10	2	12

ULHT Total Admissions vs Discharges



Tables 3) A&E Activity - Wednesday 29 April 2020 from 00:00 to 23:59

Type 1	Site			
	GDH	LCH	PBH	ULHT
Attendances	55	127	77	259
Over 4 hours	1	14	9	24
% under 4 hours	98.2%	89.0%	88.3%	90.7%

Type 3	Site			
	GDH	LCH	PBH	ULHT
Attendances	42	29	40	111
Over 4 hours	1	0	3	4
% under 4 hours	97.6%	100.0%	92.5%	96.4%

PCS	Site			
	GDH	LCH	PBH	ULHT
Attendances	0	29	40	69
Over 4 hours	0	0	3	3
% under 4 hours	-	100.0%	92.5%	95.7%

ALL Urgent Attends	Site			
	GDH	LCH	PBH	ULHT
Attendances	97	185	157	439
Over 4 hours	2	14	15	31
% under 4 hours	97.9%	92.4%	90.4%	92.9%

ULHT A&E and Front Door Attendances

