

# Survey to 3rd and 4th XI cricketers in Surrey Championship

Monday, August 06, 2018

# 439

**Total Responses**

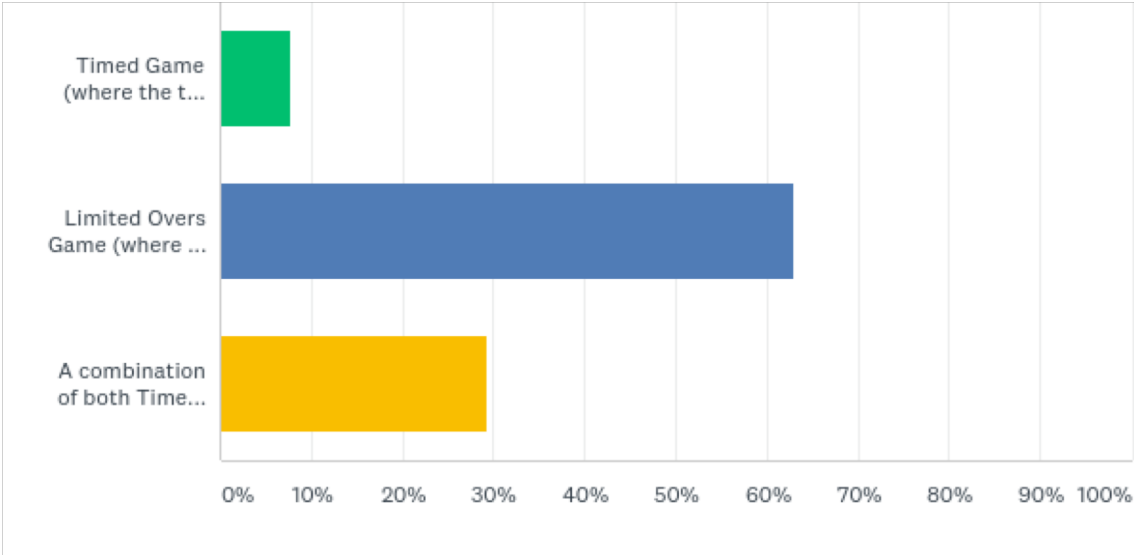
Date Created: Monday, June 18, 2018

Complete Responses: 439

---

# Q1: What format of cricket would you prefer to play?

Answered: 439    Skipped: 0



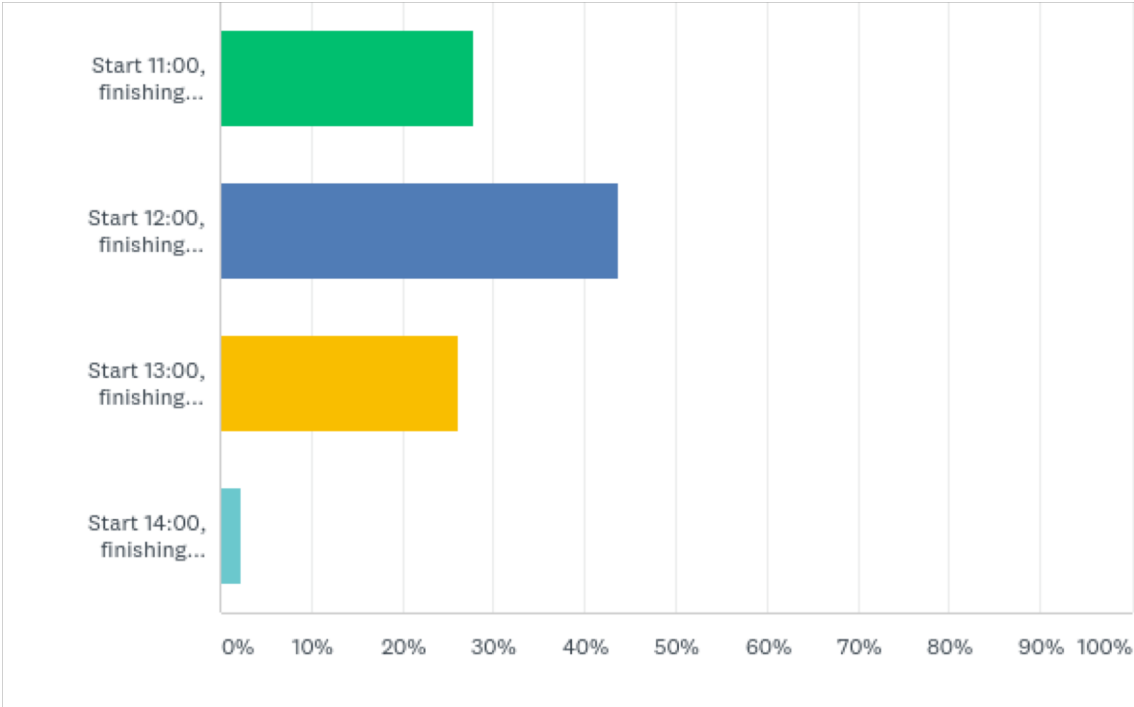
# Q1: What format of cricket would you prefer to play?

Answered: 439    Skipped: 0

ANSWER CHOICES	RESPONSES	
Timed Game (where the team batting first needs to bowl out the opposition to win)	7.74%	34
Limited Overs Game (where the team batting first only needs to score most runs to win)	62.87%	276
A combination of both Timed and Limited Overs games (which is the current structure)	29.38%	129
TOTAL	439	

## Q2: What is the best Start/Finish Time for you? (A full 50 over game taking 6 and a half hours)

Answered: 439 Skipped: 0



## Q2: What is the best Start/Finish Time for you? (A full 50 over game taking 6 and a half hours)

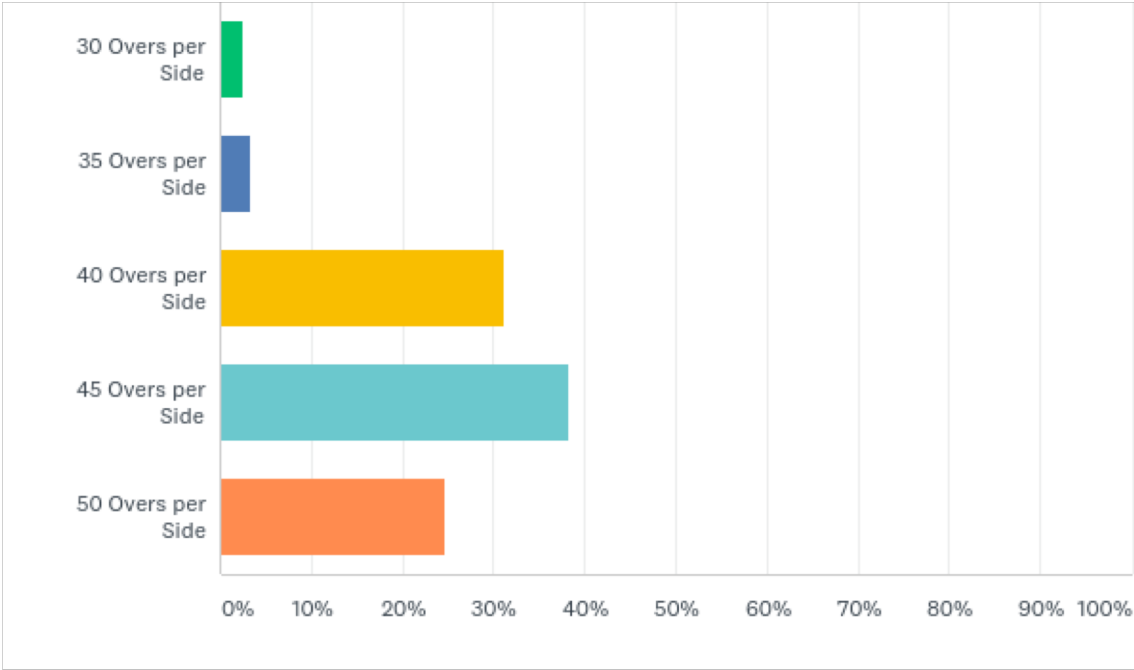
---

Answered: 439    Skipped: 0

ANSWER CHOICES	RESPONSES	
Start 11:00, finishing around 5:30	27.79%	122
Start 12:00, finishing around 6:30	43.74%	192
Start 13:00, finishing around 7:30	26.20%	115
Start 14:00, finishing around 8:30	2.28%	10
TOTAL		439

# Q3: How long in overs (per match) would you prefer to play?

Answered: 439   Skipped: 0



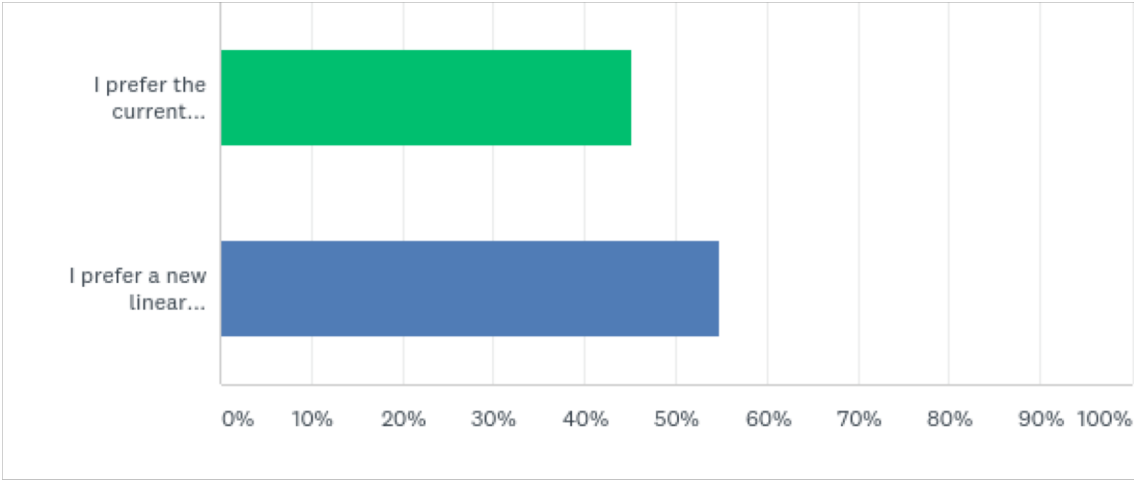
# Q3: How long in overs (per match) would you prefer to play?

Answered: 439    Skipped: 0

ANSWER CHOICES	RESPONSES	
30 Overs per Side	2.51%	11
35 Overs per Side	3.42%	15
40 Overs per Side	31.21%	137
45 Overs per Side	38.27%	168
50 Overs per Side	24.60%	108
TOTAL		439

# Q4: Now we have a question about League Structure: Do you want the league structure as it is now, or change for a "linear structure"?

Answered: 439    Skipped: 0



# Q4: Now we have a question about League Structure: Do you want the league structure as it is now, or change for a "linear structure"?

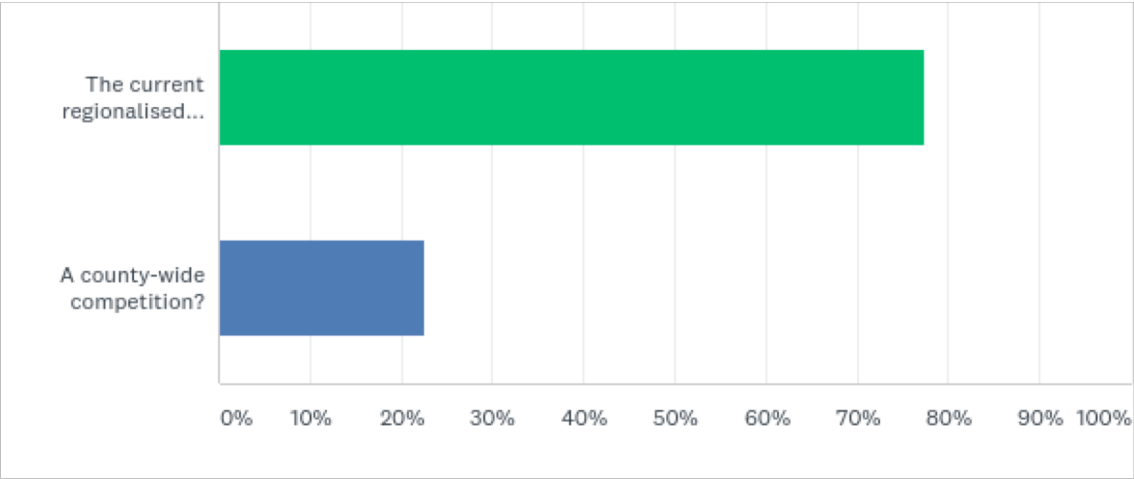
Answered: 439   Skipped: 0

ANSWER CHOICES	RESPONSES	
I prefer the current structure where 3rd elevens play against other 3rd elevens and 4th elevens play against other fourth elevens.	45.10%	198
I prefer a new linear structure, where clubs can be in the same division as 3rd or 4th elevens. i.e. Wimbledon 4ths could be in the same league as Beddington 3rds.	54.90%	241
TOTAL	439	

**Q5: Now, thinking about geography. The bottom divisions of both the 3rd and 4th eleven structure are played in regionalised areas (West, Central and East divisions). Do you prefer:**

---

Answered: 439   Skipped: 0



**Q5: Now, thinking about geography. The bottom divisions of both the 3rd and 4th eleven structure are played in regionalised areas (West, Central and East divisions). Do you prefer:**

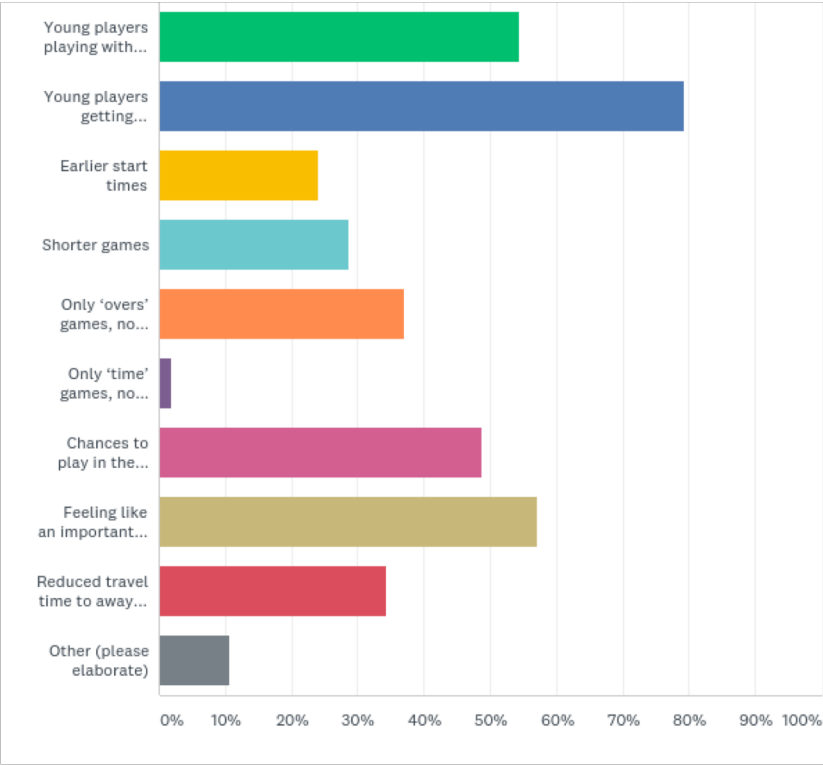
---

Answered: 439    Skipped: 0

ANSWER CHOICES	RESPONSES	
The current regionalised cricket?	77.45%	340
A county-wide competition?	22.55%	99
TOTAL		439

# Q6: Which of the following do you think are the key drivers to youth players (under 18's) playing regular adult cricket?

Answered: 439    Skipped: 0



## Q6: Which of the following do you think are the key drivers to youth players (under 18's) playing regular adult cricket?

Answered: 439    Skipped: 0

ANSWER CHOICES	RESPONSES	
Young players playing with friends	54.44%	239
Young players getting involved in the game (getting a bat or bowl)	79.27%	348
Earlier start times	24.15%	106
Shorter games	28.70%	126
Only 'overs' games, no 'time' games	37.13%	163
Only 'time' games, no 'overs' games	1.82%	8
Chances to play in the higher teams	48.75%	214
Feeling like an important part of the club	57.18%	251
Reduced travel time to away games	34.40%	151
Other (please elaborate)	10.71%	47
Total Respondents: 439		

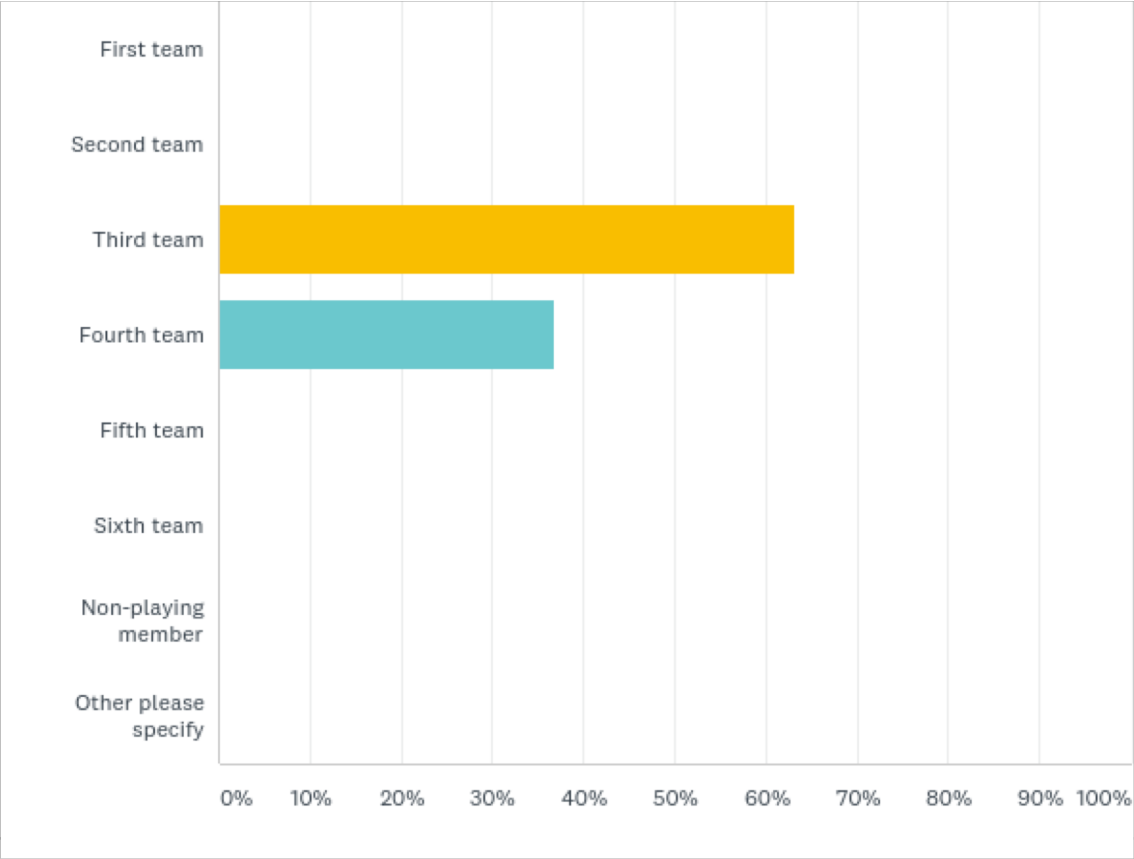
# Q8: Which club do you represent?

Answered: 439    Skipped: 0

ANSWER CHOICES	RESPONSES							
Addiscombe	6.38%	28	Horsell Red Lions	0.00%	0	Weybridge	0.46%	2
Ashford	0.91%	4	Kempton	0.23%	1	Weybridge Vandals	0.00%	0
Ashtead	5.01%	22	Kingstonian	4.56%	20	Whiteley Village	0.00%	0
Banstead	0.00%	0	Malden Wanderers	2.05%	9	Wimbledon Lakeside	0.00%	0
Battersea Ironsides	4.10%	18	Merstham	0.91%	4	Wimbledon	3.64%	16
Beddington	2.05%	9	Mitcham	0.00%	0	Woking & Horsell	0.68%	3
Beddington Park	0.00%	0	Normandy	4.10%	18	Woodmansterne	0.00%	0
Byfleet	3.19%	14	Old Emanuel	1.14%	5	Worcester Park	1.59%	7
Camberley	0.23%	1	Old Hamptonians	1.14%	5	Other (please specify)	2.05%	9
Cheam	1.37%	6	Old Rutlishians	5.01%	22	TOTAL		439
Chertsey	0.00%	0	Old Whitgiftitions	0.00%	0			
Chessington	0.00%	0	Old Wimbledonianss	3.64%	16			
Chipstead, Coulsdon & Walcountians	3.42%	15	Oxted & Limpsfield	2.05%	9			
Cobham Avorians	0.23%	1	Purley	3.19%	14			
Crockham Hill	0.00%	0	Reigate Priory	2.05%	9			
Dorking	0.23%	1	Ripley	0.91%	4			
Dulwich	3.64%	16	Sanderstead	5.47%	24			
East Molesey	1.14%	5	SinjunGrammarians	0.23%	1			
Egham	0.23%	1	Spencer	2.05%	9			
Epsom	0.46%	2	Staines & Laleham	2.73%	12			
Esher	0.68%	3	Streatham & Marlborough	0.00%	0			
Farnham	0.00%	0	Sunbury	3.19%	14			
Guildford	2.51%	11	Sutton	0.23%	1			
Hampton Hill	1.82%	8	Teddington Town	1.14%	5			
Hampton Wick Royal	3.19%	14	Thames Ditton	0.00%	0			
			Trinity Mid-Whitgiftian	2.05%	9			
			Valley End	2.51%	11			
			Wallington	0.00%	0			
			Walton on Thames	0.23%	1			

# Q9: Which XI do you represent?

Answered: 439    Skipped: 0



# Q9: Which XI do you represent?

Answered: 439    Skipped: 0

ANSWER CHOICES	RESPONSES	
First team	0.00%	0
Second team	0.00%	0
Third team	63.10%	277
Fourth team	36.90%	162
Fifth team	0.00%	0
Sixth team	0.00%	0
Non-playing member	0.00%	0
Other please specify	0.00%	0
TOTAL		439