



Making the Transition to Year One

Leadership Team



Mrs Bringan
(Headteacher)



Miss Cheshire (Deputy
Head)



Ms McWhinney-Tripp (Assistant Head)



Ms Williams
(SENCo)



Mr Coleshill
(School Business Manager)



Mr Stainer (Assistant Head)

Year One Teachers

- ▶ Ms McWhinney-Tripp – Maple Class (Year Group Leader)
- ▶ Miss McAnulty – Beech Class
- ▶ Mr Ball – Pine Class

Transition –What we do to help

We do our best to prepare the children for change:

- Arrange for children to visit their new teacher and classroom (x2)
- Involve parents by having a transition meeting
- Year 1 and Reception teachers meet and share information
- Year 1 teachers go to Reception to observe children who will be in their class

Transition – the first few weeks

- ▶ Children will have a maths or literacy morning.
- ▶ They will have a combination of play and focus activities – similar to reception, but more structured.
- ▶ Children will settle into their new classes, classrooms and get to know the adults in the class better.

Structure of the day and Curriculum

- ▶ Read Write Inc – children taught phonics and reading in groups.
- ▶ Literacy – exploring books in depth
- ▶ Maths Mastery approach: practical and hands on!
- ▶ Topic lessons
- ▶ Indoor and Outdoor PE
- ▶ PSHE and RE

The Year One Curriculum

- ▶ Reading – children learn to read using all of the sounds e.g. ay, igh, air, ea, oy and use their sounds to read longer texts.
- ▶ Writing - Children write a series of sentences using phonics. They begin to spell more 'tricky words' e.g. the, to, they, where, your
- ▶ Maths – Children count read and write numbers to 100; gain a deeper understanding of working with numbers using addition and subtraction and develop their mental maths skills.

How you can prepare your child

- ▶ Read at home regularly and visit the local libraries
- ▶ **Summer Library Challenge**
- ▶ Look for opportunities for children to apply their maths skills e.g. reading numbers in the environment, counting, playing games which involve numbers e.g. dice games, snakes and ladders
- ▶ **Visit local places** of interests and have plenty of talk time
- ▶ Develop creativity through various activities

PE



There will be a sign outside each class informing you when your child has PE

It is that your child comes to school with the correct PE kit of:

- white or red t-shirt
- black shorts
- tracksuit bottoms (for the colder weather)
- trainers or plimsolls

PE kits can be left at school on your child's peg and will be sent home half termly for washing.

All items **must be named** as PE kits can look alike and we have no way of returning items to their owner if they are not named

Practise changing- aim for 5 mins

Uniform



- ▶ Please send your child in school uniform and black sensible shoes with no laces where possible
- ▶ We encourage children not to wear jewellery. You will need to sign a disclaimer if your child wears earrings or religious jewellery.
- ▶ **PLEASE MAKE SURE ALL YOUR CHILD'S BELONGINGS ARE CLEARLY NAMED**
- ▶ In winter your child will need a warm coat
- ▶ Be prepared to have a rain coat throughout the year
- ▶ In Summer your child will need a sunhat
- ▶ P.E. kit

Homework



Year One – Every week the children will receive for their homework:

- A weekly homework task
- Daily reading, which should be recorded in their reading record. Children are encouraged to read at least 5x a week
- Reading books are changed once a week.
- Spellings will be sent home to practice over a half term.


Morning



Children come into class from **8.40am**.

The register will be taken at 8:50am.

Good **attendance** and **punctuality** are essential – 90% attendance means one day off every fortnight and lots of work missed!



Healthy Schools



As a reminder, children are **not** allowed the following in their packed lunch boxes:

- Fizzy drinks
- Chocolate
- Nuts including peanuts.
- As a healthy school we encourage healthy snacks and other snacks in moderation.

Fruit Snacks



Your child will be given a piece of fruit to eat every day.

Please send in a water bottle for your child every day.

Please no flavoured water or squash (even sugar free)

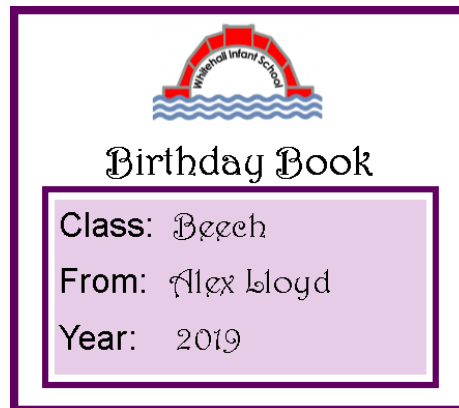
If your child doesn't like plain water, try putting a slice of fruit in their bottle for a bit of flavour.

Birthdays

In September, we are launching Birthday Books!

If you would like your child to celebrate their birthday with the class, we ask that you donate a book to the class instead of providing party bags.

This will help build a legacy library for the children.




Parent Consultation and Meet the Teacher

We will have a 'meet the teacher' event in September where parents are invited in for a talk led by the class teacher. The teacher will share information about the day to day routines of the class.

We also hold termly parent consultation meetings where parents can meet with the class teacher and discuss the progress children have made and set targets for the term ahead.

Communication

- ▶ Face to face
- ▶ Letters
- ▶ Notices on doors
- ▶ The school website



Parent Partnership

- ▶ Parents are a child's first teacher and as such we **value any information you can give us to help** your child settle in and progress.
- ▶ It is important that we work together to help your child by supporting one another.
- ▶ **Any questions?**

Ways to get involved with your child's learning

- ▶ Workshops through the year
- ▶ Share a story time
- ▶ Volunteer with us!
- ▶ PTA
- ▶ Any special skills?

Where to come

There are four Year One classrooms.

These are all accessible from the main playground.

- ▶ Beech Class
- ▶ Maple Class
- ▶ Pine Class

The classrooms have signs above their doors.