

Sustainable Travel Accredited and Recognised Outstanding level 2010



Sustainable Travel Accredited & Recognised higher standards level 2009



Sustainable Travel Accredited & Recognised sustainable level



Executive Head Teacher Mrs. A. Whelan

Saint Joseph's Infant School Waverley Avenue Wembley HA9 6TA Saint Joseph's Junior School Chatsworth Avenue Wembley HA9 6BE

Draft School Results 2019




EYFS

EYFS 70 pupils	School 2019	School 2018	National 2018
Good Level of Development	74%	74%	72%

KS1

Phonics Standard Met	School 2019	School 2018	National 2018
Year 1 (70 pupils)	96%	93%	82%
Year 2 (70 pupils)	99%	97%	92%

End of Year 2 (69 pupils)	Expected standard+	Expected standard+	Expected standard+	Greater Depth	Greater Depth	Greater Depth
	School 2019	School 2018	National 2018	School 2019	School 2018	National 2018
Reading	87%	85%	75%	31%	30%	26%
Writing	82%	79%	70%	21%	21%	16%
Maths	84%	84%	76%	27%	27%	22%



Sustainable Travel Accredited and Recognised Outstanding level 2010



Sustainable Travel Accredited & Recognised higher standards level 2009



Sustainable Travel Accredited & Recognised sustainable level



Executive Head Teacher Mrs. A. Whelan

Saint Joseph's Infant School Waverley Avenue Wembley HA9 6TA Saint Joseph's Junior School Chatsworth Avenue Wembley HA9 6BE

KS2

End of Year 6 (70 pupils)	Expected standard+	Expected standard+	Expected standard+	Greater Depth	Greater Depth	Greater Depth
	School 2019	School 2018	National 2019	School 2019	School 2018	National 2018
Reading	89%	94%	73%	36%	51%	28%
Writing	90%	88%	78%	27%	25%	20%
Maths	94%	97%	79%	53%	38%	24%
Grammar, Punctuation and Spelling	91%	99%	78%	73%	72%	34%
Reading, Writing, Maths	86%	84%	65%	20%	16%	10%

Average Scaled Score	School Average Scaled Score 2019	School Average Scaled Score 2018	National Average Scaled Score 2019
Reading	Data has not yet been released this will be updated when data is National.	109	Data has not yet been released this will be updated when data is National.
Maths		109	
GPS		112	

KS1 to KS2 progress measure	School Progress Score 2019	School Confidence interval 2019	School Progress Score 2018	School Confidence Interval 2018
Reading	Data has not yet been released this will be updated when data is National.		2.0	0.5 to 3.5
Writing			-0.7	-2.1 to 0.7
Maths			1.9	0.6 to 3.2