

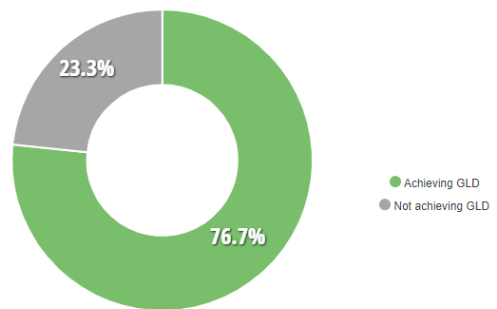
EYFSP | GOOD LEVEL OF DEVELOPMENT

From a cohort of **30 pupils** in your school being assessed using the early years foundation stage profile, **76.7%** are achieving a good level of development (GLD), a total of **23 pupils**.

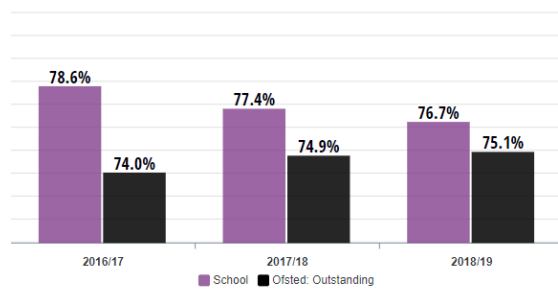
10.0% achieved an exceeding outcome in all 12 of the GLD area of learning goals, a total of **3 pupils**.

The average total points score, for your school, in all GLD goals is **25.8** out of a possible 36.

EYFSP: Good Level of Development | Value



EYFSP: Good Level of Development | Trend



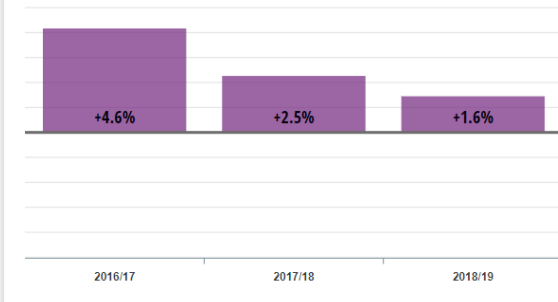
Your school's GLD percentage has **decreased by 0.7%** from **77.4%** in 2017/18 to **76.7%** in 2018/19.

This is equivalent to **the same number of** pupils in your school achieving a good level of development in 2018/19 compared to 2017/18.

Your school's average GLD percentage for the last 3 academic years is **77.5%**.

COMPARISON | OFSTED: OUTSTANDING

EYFSP: Good Level of Development | Comparison Trend



76.7% achieved a good level of development in your school, **1.6% higher than** the Ofsted: Outstanding average of **75.1%**.

This is the equivalent of **the same number of** pupils in your school achieving a good level of development compared to the Ofsted: Outstanding average.

Your school has been above the Ofsted: Outstanding average **3 times** in the last 3 academic years.