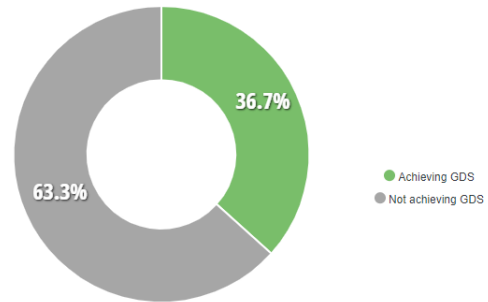


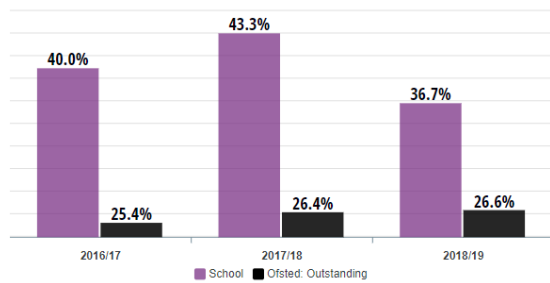
KEY STAGE 1 | MATHS GREATER DEPTH

From a cohort of **30 pupils** in your school at the end of Key Stage 1, **36.7%** achieved the greater depth in Maths, a total of **11 pupils**.

Key Stage 1: Maths Greater Depth | Value



Key Stage 1: Maths Greater Depth | Trend



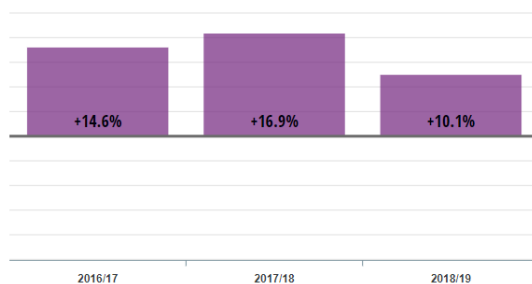
The greater depth in Maths in your school has **decreased by 6.6%** from **43.3%** in 2017/18 to **36.7%** in 2018/19.

This is equivalent to approximately **2 fewer** pupils achieving the greater depth in 2018/19 compared to 2017/18.

Your school's average for the 3 academic years is **40.0%**.

COMPARISON | OFSTED: OUTSTANDING

Key Stage 1: Maths Greater Depth | Comparison Trend



36.7% achieved the greater depth in Maths in your school, **10.1% higher than** the Ofsted: Outstanding average of **26.6%**.

This is equivalent to **3 more** pupils in your school achieving the greater depth compared to the Ofsted: Outstanding average.

Your school has been above the Ofsted: Outstanding average **3 times** in the last 3 academic years for a greater depth in Maths.