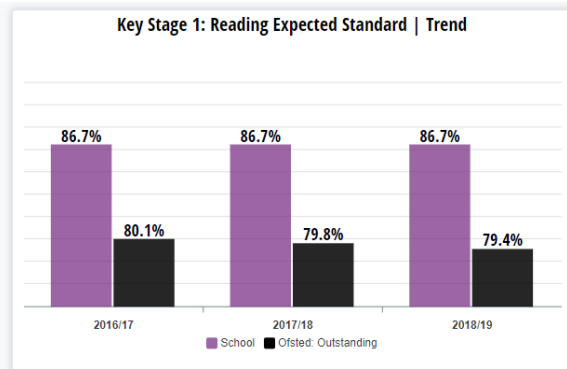
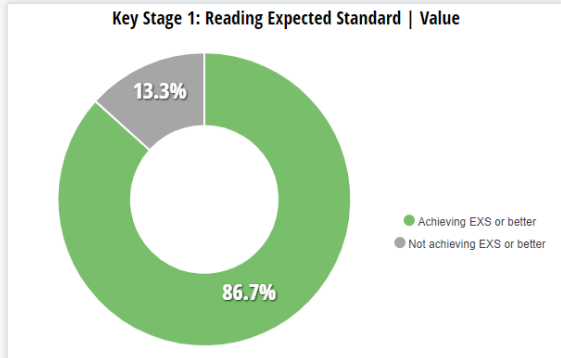


KEY STAGE 1 | READING EXPECTED STANDARD

From a cohort of **30 pupils** in your school at the end of Key Stage 1, **86.7%** achieved the expected standard in Reading, a total of **26 pupils**.

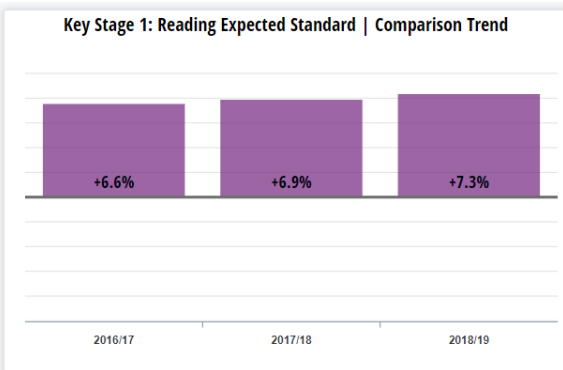
33.3% achieved a greater depth in Reading, a total of **10 pupils**.



Your school's expected standard percentage in Reading has **remained the same** from **86.7%** in 2017/18 to **86.7%** in 2018/19.

This is equivalent to approximately **the same number of** pupils achieving the expected standard in 2018/19 compared to 2017/18.

Your school's average for the 3 academic years is **86.7%**.



86.7% achieved the expected standard in Reading in your school, **7.3% higher than** than the Ofsted: Outstanding average of **79.4%**.

This is equivalent to **2 more** pupils in your school achieving the expected standard compared to the Ofsted: Outstanding average.

Your school has been above the Ofsted: Outstanding average **3 times** in the last 3 academic years for the expected standard in Reading.