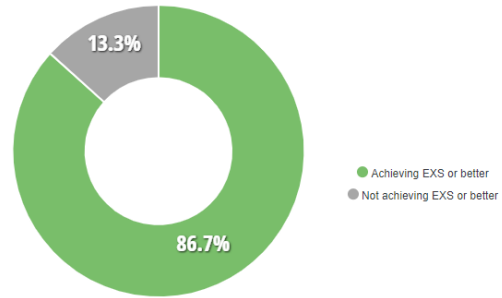


## KEY STAGE 1 | WRITING EXPECTED STANDARD

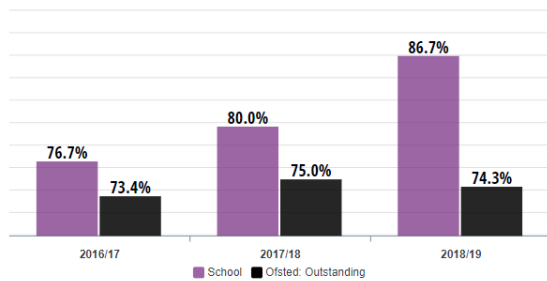
From a cohort of **30 pupils** in your school at the end of Key Stage 1, **86.7%** achieved the expected standard in Writing, a total of **26 pupils**.

**30.0%** achieved a greater depth in Writing, a total of **9 pupils**.

Key Stage 1: Writing Expected Standard | Value



Key Stage 1: Writing Expected Standard | Trend

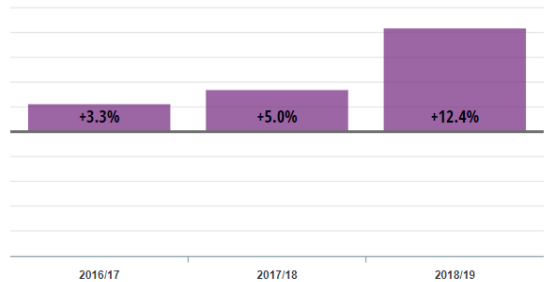


Your school's expected standard percentage in Writing has **increased by 6.7%** from **80.0%** in 2017/18 to **86.7%** in 2018/19.

This is equivalent to approximately **2 more** pupils achieving the expected standard in 2018/19 compared to 2017/18.

Your school's average for the 3 academic years is **81.1%**.

Key Stage 1: Writing Expected Standard | Comparison Trend



**86.7%** achieved the expected standard in Writing in your school, **12.4% higher than** than the Ofsted: Outstanding average of **74.3%**.

This is equivalent to **4 more** pupils in your school achieving the expected standard compared to the Ofsted: Outstanding average.

Your school has been above the Ofsted: Outstanding average **3 times** in the last 3 academic years for the expected standard in Writing.