

Roe Green Infant & Strathcona School

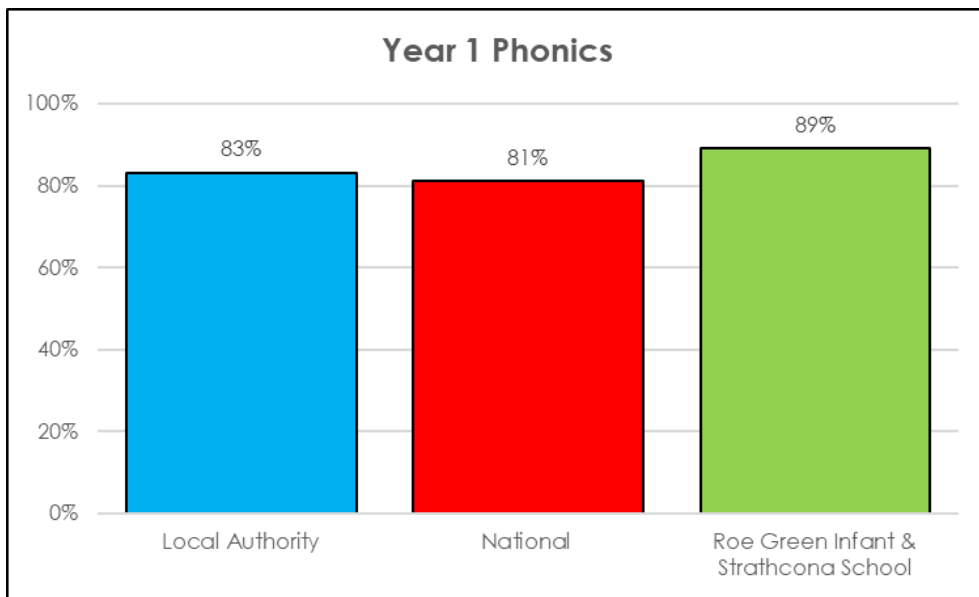
KS1 Results 2018-2019

The information below compares the attainment of our pupils with local authority and national averages. We are delighted with the excellent results across the school. They are a tribute to the children and the staff.

PHONIC SCREENING CHECK 2019

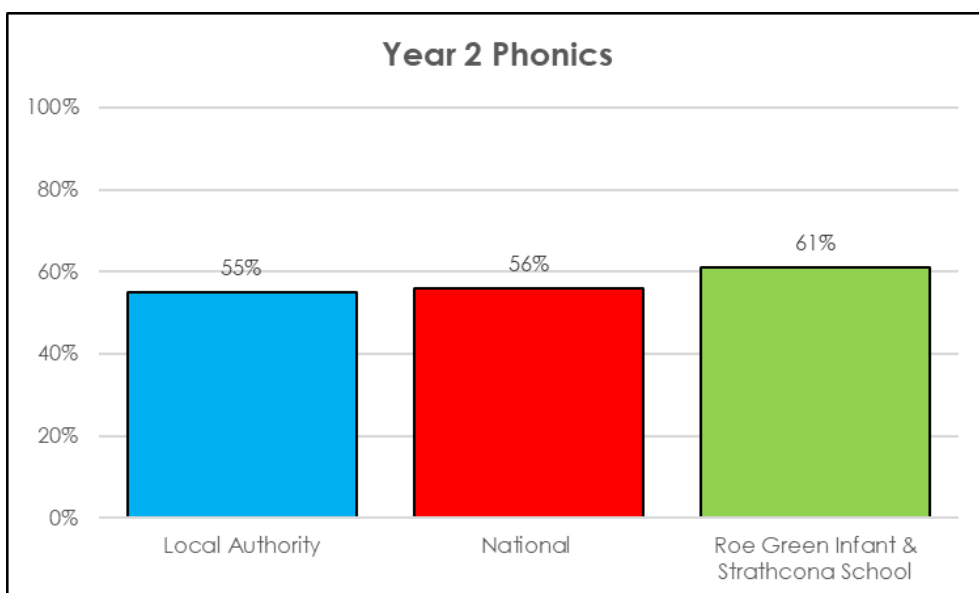
89% of pupils in Year One attained the expected standard in the Phonic Screening check. This is well above both the local authority and national averages.

Results 2018/19	Local Authority	National	Roe Green Infant & Strathcona School
Year 1 Phonics	83%	81%	89%



61% of pupils in Year Two attained the expected standard in the Phonic Screening check. This is above both the local authority and national averages.

Results 2018/19	Local Authority	National	Roe Green Infant & Strathcona School
Year 2 Phonics	55%	56%	61%



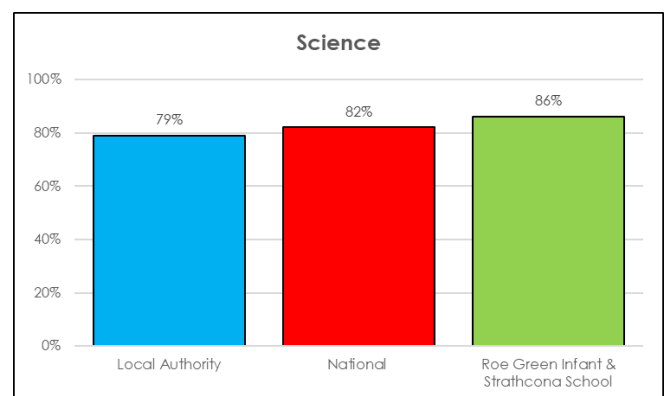
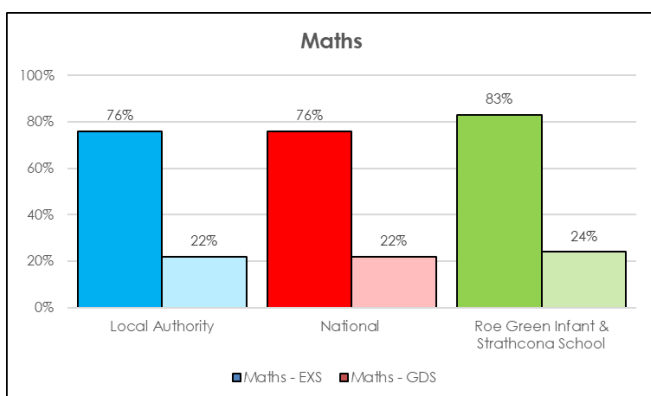
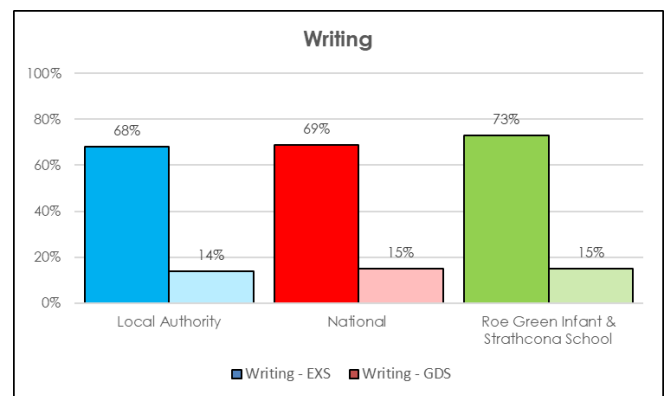
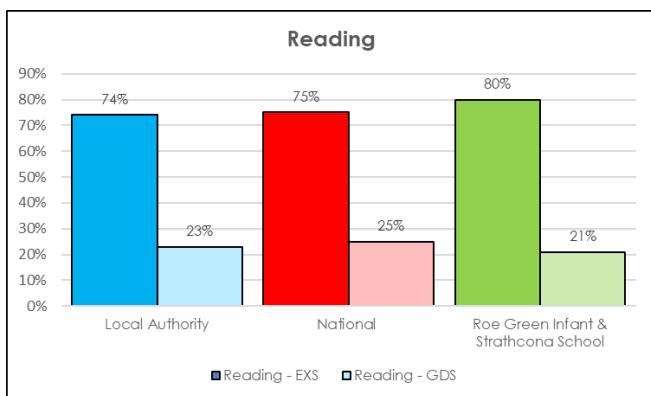
END OF KEY STAGE ONE ASSESSMENTS 2019

At the end of KS1 (Year 2), teachers are required to assess each child in the areas of reading, writing, maths and science. National Curriculum assessment tests are used to support teachers' judgements.

Results 2018/19	Local Authority	National	Roe Green Infant & Strathcona School
Reading - EXS	74%	75%	80%
Reading - GDS	23%	25%	21%
Writing - EXS	68%	69%	73%
Writing - GDS	14%	15%	15%
Maths - EXS	76%	76%	83%
Maths - GDS	22%	22%	24%
Science - EXS	79%	82%	86%

Expected Standard (EXS) – Working at the expected standard for a child at the end of Year 2.

Greater Depth (GDS) – Working at greater depth within the expected standard, with a strong understanding of the curriculum.



KEY STAGE ONE GROUP DATA 2018-19 (compared to LA and National averages)

GROUP: SEN	Local Authority		National		Roe Green Infant & Strathcona School	
	EXS	GDS	EXS	GDS	EXS	GDS
Reading	34%	5%	30%	5%	57%	0%
Writing	25%	2%	22%	2%	57%	0%
Maths	36%	6%	33%	5%	57%	0%

GROUP: EAL	Local Authority		National		Roe Green Infant & Strathcona School	
	EXS	GDS	EXS	GDS	EXS	GDS
Reading	71%	20%	72%	22%	79%	19%
Writing	66%	12%	68%	14%	71%	14%
Maths	75%	22%	74%	21%	83%	23%

GROUP: PP	Local Authority		National		Roe Green Infant & Strathcona School	
	EXS	GDS	EXS	GDS	EXS	GDS
Reading	65%	17%	60%	13%	75%	0%
Writing	58%	9%	53%	7%	75%	0%
Maths	64%	15%	61%	11%	75%	0%

GROUP: HA PP	Local Authority		National		Roe Green Infant & Strathcona School	
	EXS	GDS	EXS	GDS	EXS	GDS
Reading					100%	100%
Writing					100%	50%
Maths					100%	100%