

CANLLAW I DDEFNYDDIO TEAMS

INSTRUCTION ON HOW TO USE TEAMS



Pam defnyddio Teams? / Why use Teams?

- ▶ Ymatebion rhieni yn Holiadur 'Dysgu o bell' yn gofyn am fwy o gysylltiad rhyngweithiol gyda disgyblion y Babanod.
 - ▶ Mae Microsoft Teams (Office 365) yn debyg i Zoom ond yn bodoli yn cyfrif Hwb eich plentyn.
 - ▶ Rhaid mewngofnodi i Teams trwy Hwb.
 - ▶ Mae Llywodraeth Cymru yn ffafrio Teams fel cyfrwng cysylltu.
 - ▶ Bydd yn her i gael disgyblion 3-7 i ddefnyddio Teams OND mae'n bosib gyda'n gilydd.
 - ▶ Bydd Teams yn cryfhau'r cysylltiad rhwng yr ysgol a'r cartref.
-
- ▶ Parental 'Distance Learning' questionnaire requests more interactive communication at Infant level.
 - ▶ Microsoft Teams (Office 365) is similar to Zoom and is found in your child's Hwb account.
 - ▶ You have to log on to the Hwb account to access Teams.
 - ▶ Teams is the favoured contact platform by Welsh Government.
 - ▶ It will be a great challenge to get the Infant children 3-7 years old to access Teams, BUT together we'll crack it!
 - ▶ Teams will strengthen communication between home and school.

Learning and teaching for Wales

The Curriculum for Wales and free educational tools and materials.



Curriculum for
Wales



Curriculum for
Wales 2008



Professional
development



Resources



News



Events



Keeping safe
online



Zones



Support Centre

Mae pob enw defnyddiwr yn defnyddio
@hwbcymru.net

Every user name uses the @hwbcymru.net

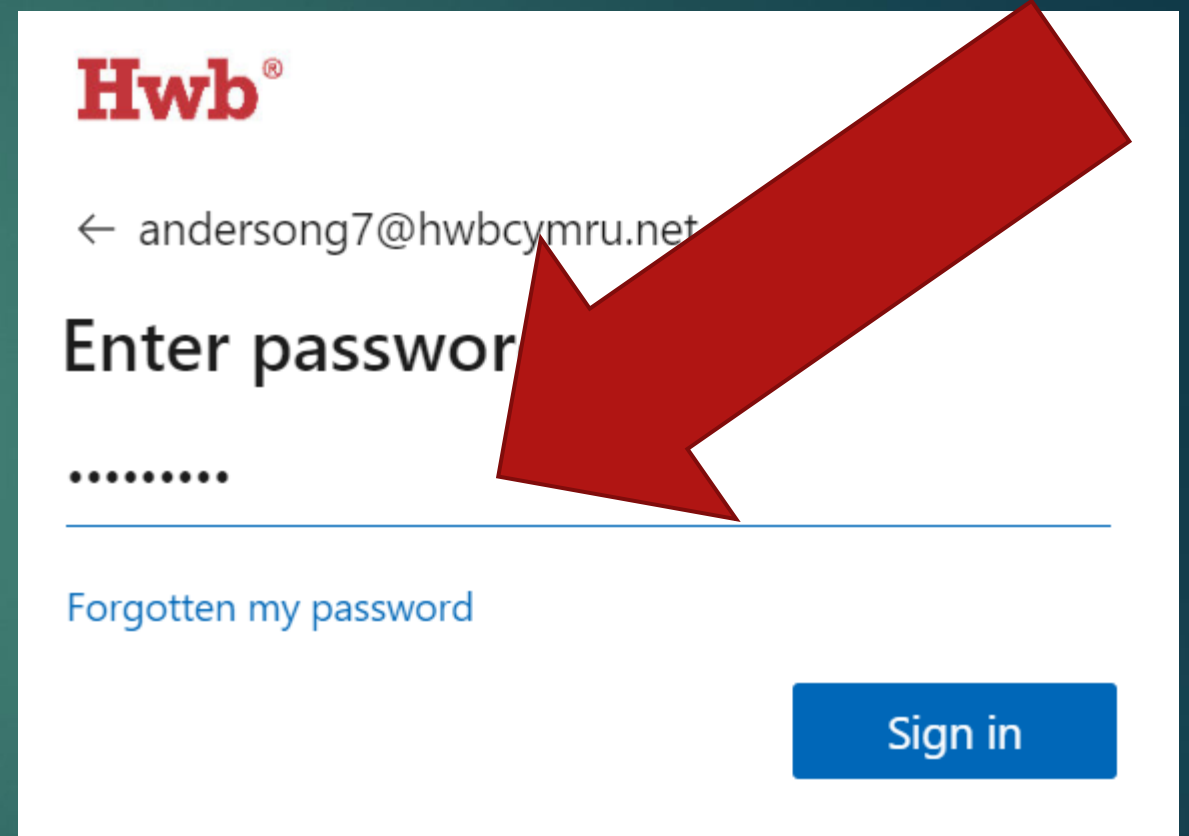


Hwb[®]

Sign in

[Can't access your account?](#)

Sign-in options



Hwb[®]

← andersong7@hwbcymru.net

Enter password

[Forgotten my password](#)

Every child has received their Hwb user name and password. Contact Mr A on gary.Anderson@Llangennech.ysgolccc.cymru if you have a problem.

Learning and teaching for Wales

The Curriculum for Wales and free educational tools and materials.



Curriculum for Wales



Curriculum for Wales 2008



Professional development



Resources



News



Events



Keeping safe online



Support Centre



Blended learning



Office 365



Outlook



Google for Education



Mae Teams yn eistedd yn Office 365.

Cliciwch i agor.

Teams is a part of the Office 365 suite.

Click to open



Dyma fe!

Cliciwch

Here it is!

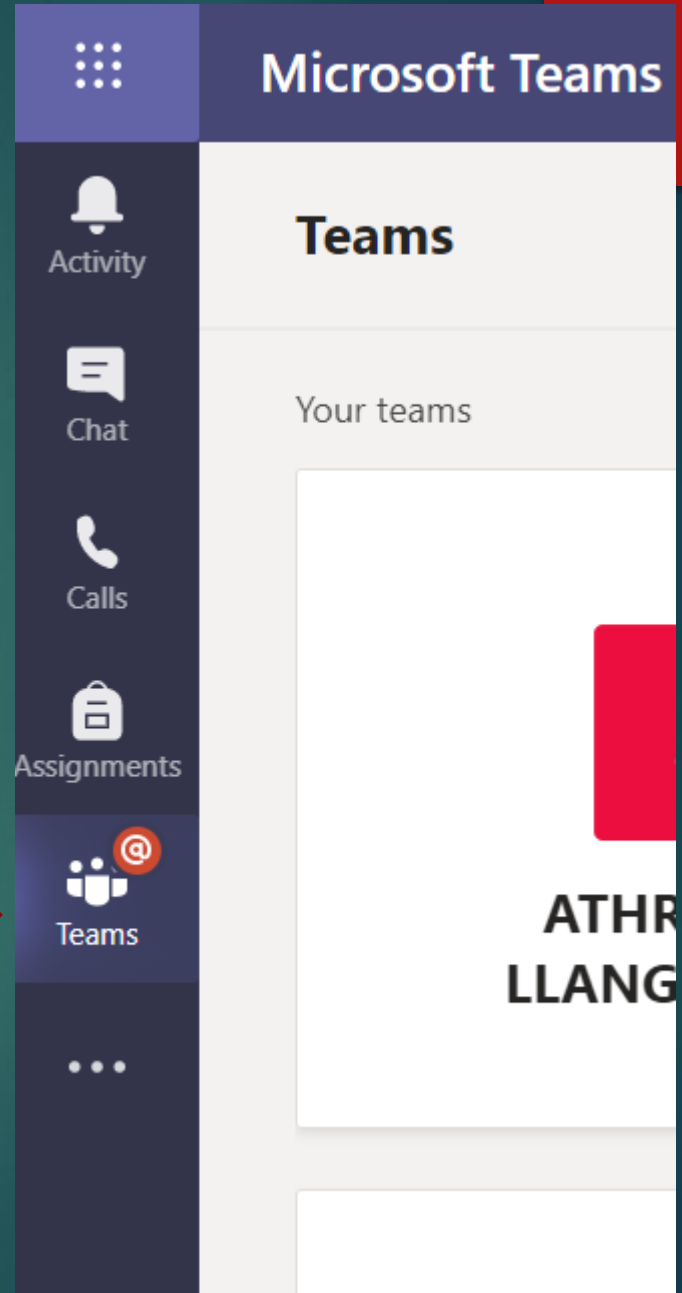
Click


Bydd yn agor
fel hyn.

Gobeithio!

It will open like
this.





Fingers crossed!

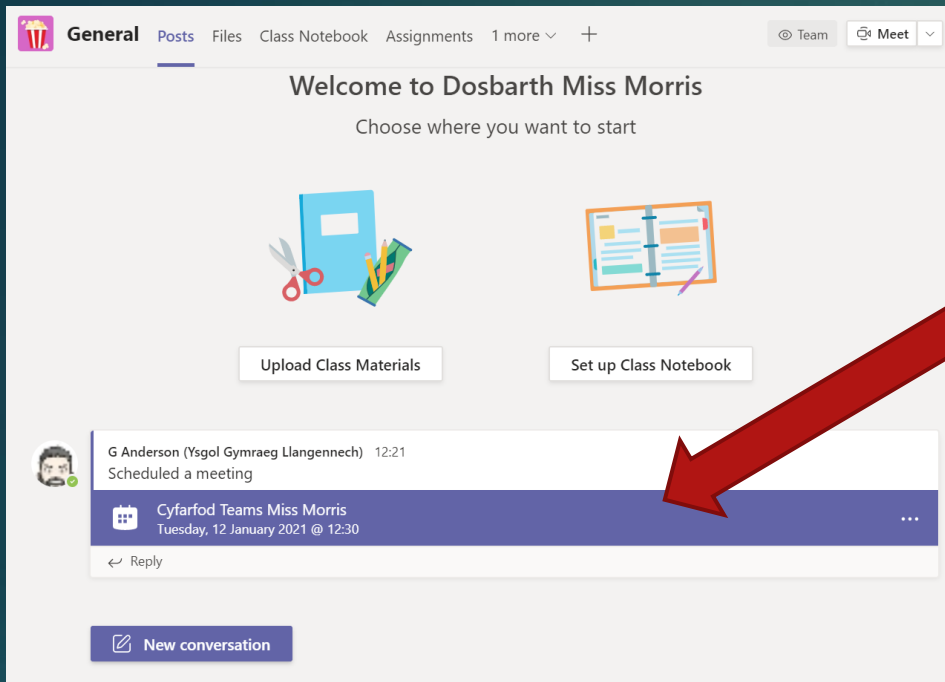




Dyma'r botwm pwysig i ddarganfod eich TEAM chi. Dewiswch eich dosbarth

Here is the important button to find your TEAM. Choose your class.



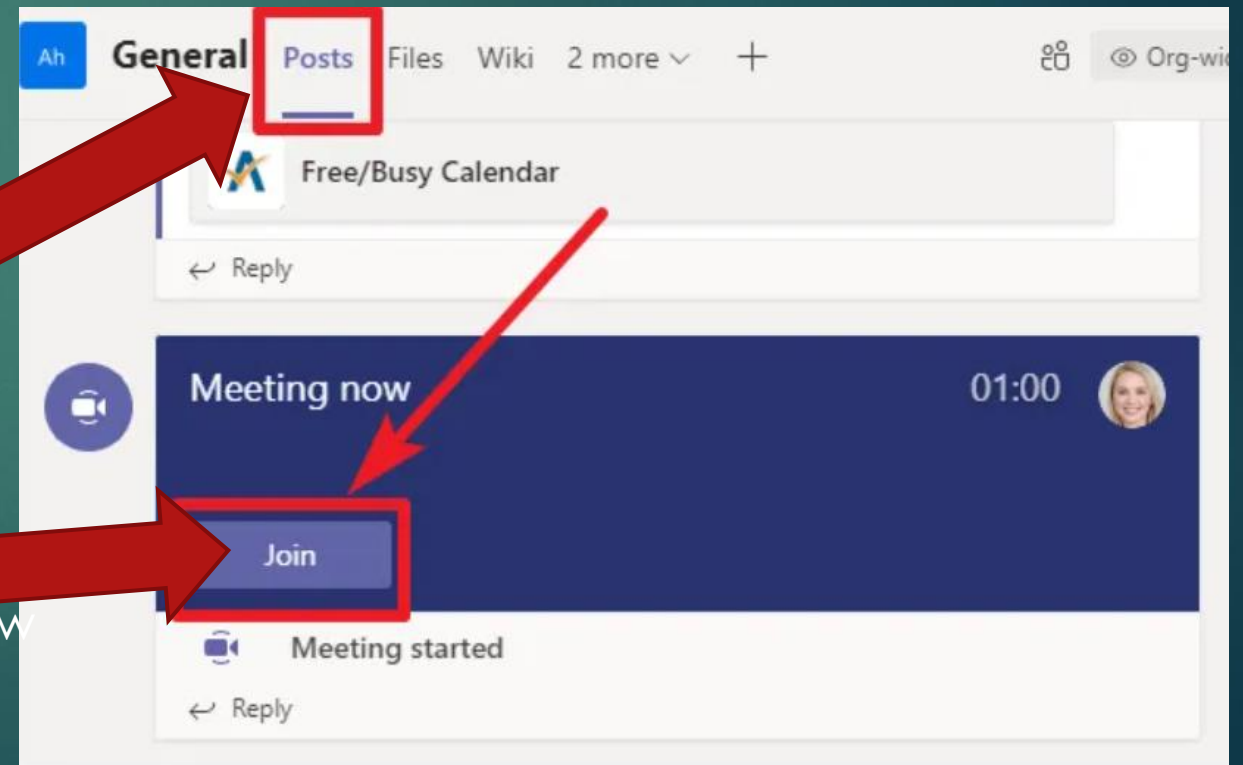


Gwelwch bod cyfarfod wedi trefnu ar y dudalen POSTS. Arhoswch I'r botwm JOIN ymddangos.

You'll see that a meeting has been organised on the POSTS tab. Wait until JOIN appears.

Yn Post, bydd Meeting Now yn ymddangos pan bydd yr athro yn dechrau'r cyfarfod. Gwasgwch JOIN. Bydd yn ymddangos yn agos i amser y cyfarfod

In Post the Meeting Now will appear when the teacher is ready, Press Join. Be patient. This will show close to the meeting time.



Meeting started

Rydym yn gwranddo i'ch sylwadau o'r
holiadur am fwy o gyswilt gwyneb I
wyneb.

Mewn undod mae nerth!
Pob lwc i ni gyd!!!!

We are listening to your questionnaire
requests for more face to face time in the
Infants.

'Together, stronger!'
Good luck to us all!!!

