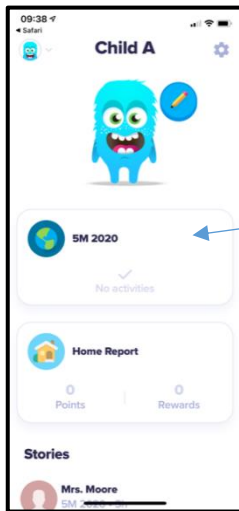


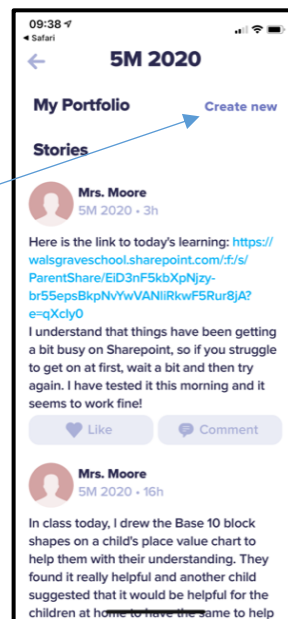
## Submitting work on Class Dojo (from a smart phone, tablet and laptop)

### From a mobile phone or tablet:


1. Login to the child's account and this is the screen you should see.



2. Click where it says the child's class name eg. '5M 2020'.



3. Click 'create new' to submit a new piece of work. You may need to scroll down until you see 'My Portfolio'.

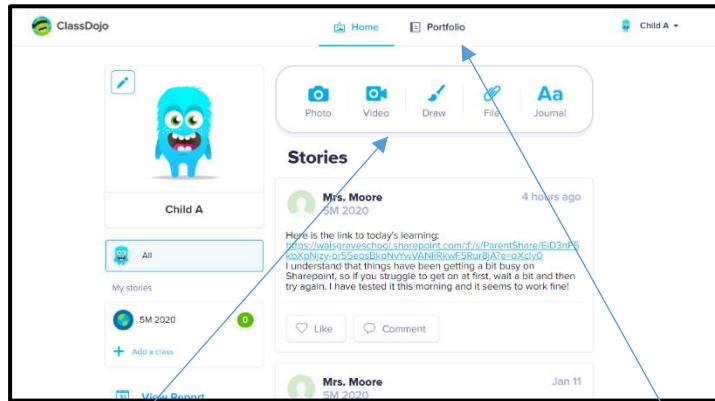


4. Choose which kind of post you would like to create.

## Submitting work on Class Dojo (from a smart phone, tablet and laptop)

### From a laptop:

1. Login to the child's account and this is the screen you should see.



2. Choose which kind of post you would like to create.

Alternatively, you can click on 'Portfolio' tab to see any previous posts or to create a new post.