












































Phonics Screening Check



What is phonics?

- Children are taught to read by breaking down words into separate sounds or 'phonemes'. They are then taught how to blend these sounds together to read the whole word.
- Children have one or two phonics lessons each day and they are encouraged to use these strategies to read and write in other lessons.
- There are around 40 different sounds.



a 	o 	x 	t 	e 	p 	r 	i 	n 	m 	h 	b 	d 	g 
s ss 	c k ck 	q qu 	u oo 	j 	y 	ch 	sh 	th 	w wh 				
v 	f ff ph 	ow ou 	l ll 	oa ow oe o e 	oo ue ew u e 	ar 							
ng 	z zz 	ai ay a e 	ear 	igh ie i e 	ee e e ea 	air 							
ure 	oi oy 	or aw au 	er ur ir 	I no go the to into he she we me be was									
you	they	all	are	my	her	said	have	like	so	do	come	some	
		were	there	little	one	when	out	what					

Phonics Session



Why are the children being screened?

- Every Year 1 child (and Year 2 child who did not reach the national standard in Year 1 or take the check in Year 1) in the country will have to take the phonics screening check in the same week in June (16th).
- The aim of the check is to ensure that all children are able to decode words phonetically by the end of Year two and that any phonics support given in Year 2 has been successful.
- This 'midpoint check' will ensure that we have a clear understanding of what the children need to learn in Year 2.



What will the children be expected to do?

- The check is very similar to tasks the children already complete during phonics lessons.

- Children will be asked to 'sound out' a word and blend the sounds together.eg d-o-g - dog



- The focus of the check is to see which sounds the children know and therefore the children will be asked to read made up 'nonsense' words.

THIS IS NOT A READING TEST



Examples of words:

in

at

beg

sum


ot



vap



osk



ect



When will the screening take place?

- The screening will take place throughout the week beginning **Monday 16th June**. The children cannot retake the test at any other time so it is very important your child is in school during this week.
- The check has been designed so that children of all abilities will be able to take part.



Who will complete the check?

- The children will complete the check one at a time in a quiet area of the school.
- A teacher your child knows will conduct the screening check with them.
- The screening will only take 5-10mins with each child.



Shhhhh!

How can you help?

Look on our website:

www.discoveryprimaryschool.com in the Parent section for further information on the phonic phases, links to pronunciation guides and games.

<http://www.discoveryprimaryschool.com/Parents/Phonics>

How can you help?

•Encourage your child to 'sound out' when reading or writing. Focusing particularly on spotting more unusual sound patterns.

Eg

Digraph- 2 letters making one sound

cow

Trigraphs- 3 letters making one sound

night

Split digraphs- 2 vowels with a consonant inbetween. Used to be known as the magic e!

spine - i_e

How can you help?

- Help your child to complete any phonics homework they bring home.
- Children can practise their phonics by playing games online. The children particularly like 'Buried Treasure'

<http://www.phonicsplay.co.uk/BuriedTreasure2.html>



How can you help?

- **REMEMBER:** Phonics is not the only thing needed to become a fluent reader.
- Please continue to read with your child each night and encourage them to:
 - Sound out
 - Re-read to check it makes sense.
 - Use pictures for clues.
 - Ask questions about the book.
- **And most importantly ENJOY READING!**

Questions?

