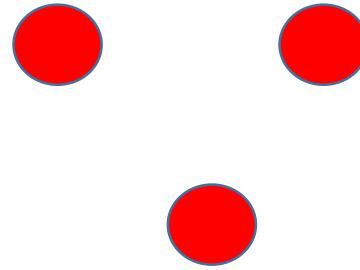
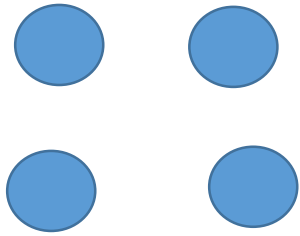


# Step 1: Objects, pictures and marks



4

+

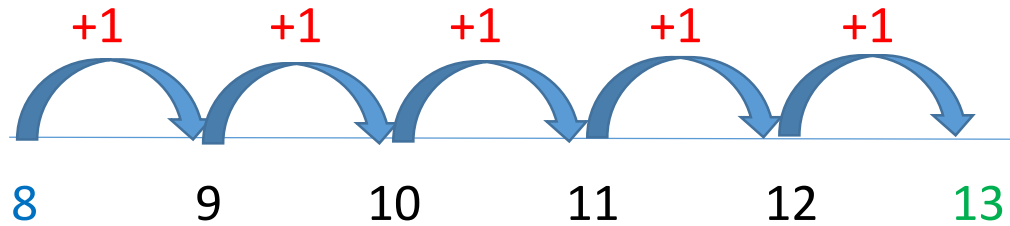
3

=

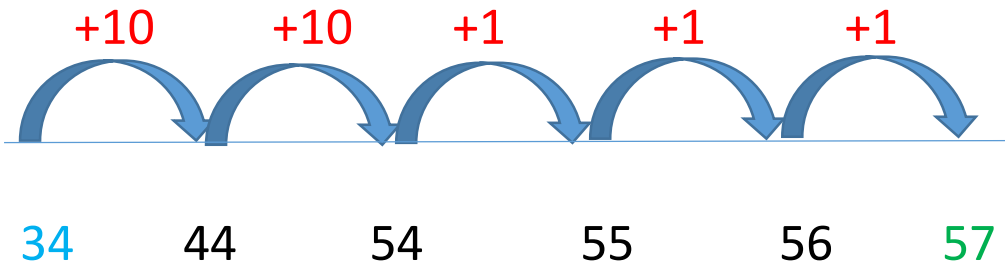
7

Recording number sentences linked to practical activities

## Step 2: Counting up in 1's and 10's



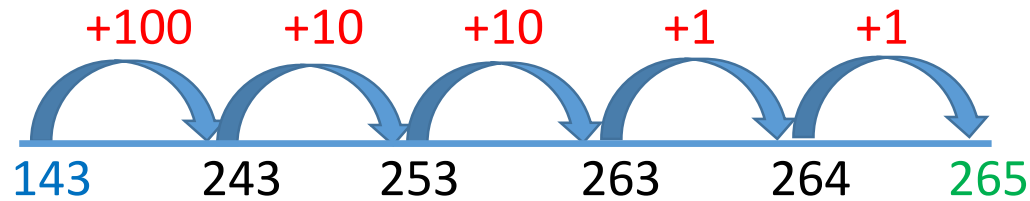
$$8 + 5 = 13$$



$$34 + 23 = 57$$

# Step 3: Empty number line

Draw own numberline as in step 2. Record the sum vertically



+

143

122

---

265

---

## Step 4: Partitioning

H            T            U

$$143 + 124 = 267$$

100            40            3

+ 100            20            4

---

200            60            7 = 267

---

## Step 5: Expanded Column Addition

$$E = 80 + 50 = 130$$

78

$$+ \underline{46}$$

14

110

124

$$E = 250 + 650 = 900$$

248

$$+ \underline{647}$$

15

80

800

895

## Step 6: Column Addition

$$E = 140 + 120 = 260$$

$$\begin{array}{r} 137 \\ + 124 \\ \hline 261 \\ \hline 1 \end{array}$$

$$E = 1150 + 1200 = 2350$$

$$\begin{array}{r} 1163 \\ + 1238 \\ \hline 2401 \\ \hline 11 \end{array}$$