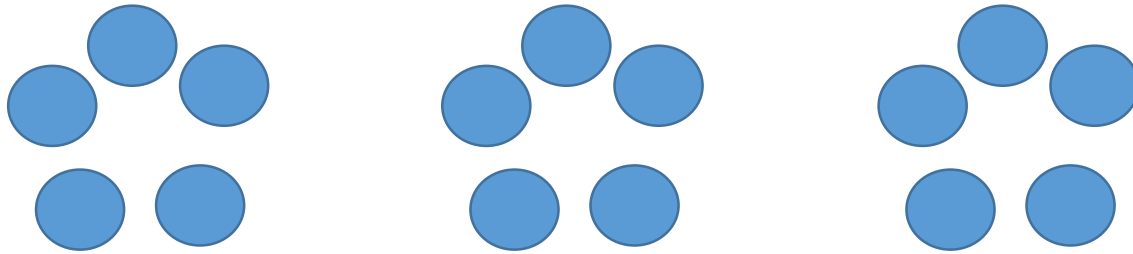


# Step 1: Objects, pictures and marks – ‘Repeated Addition’

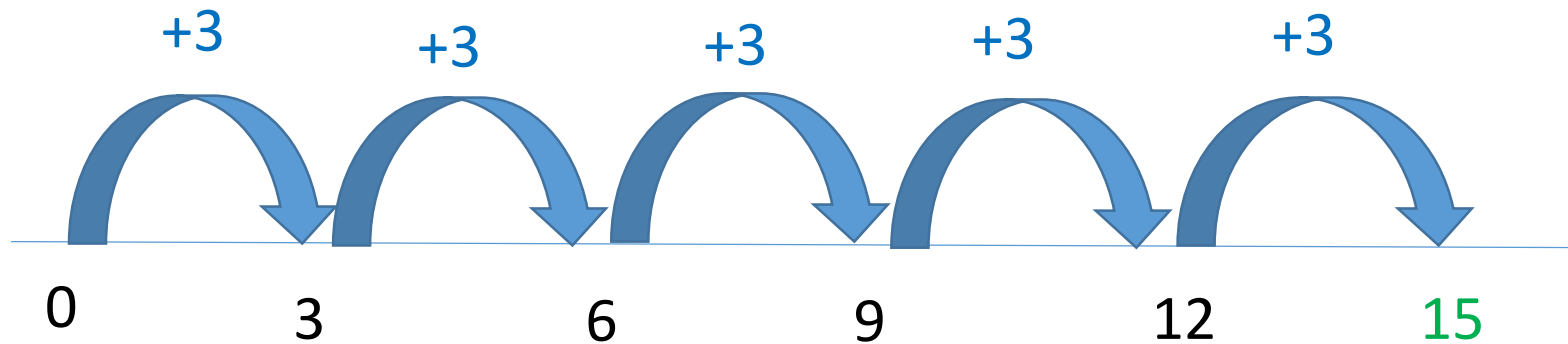
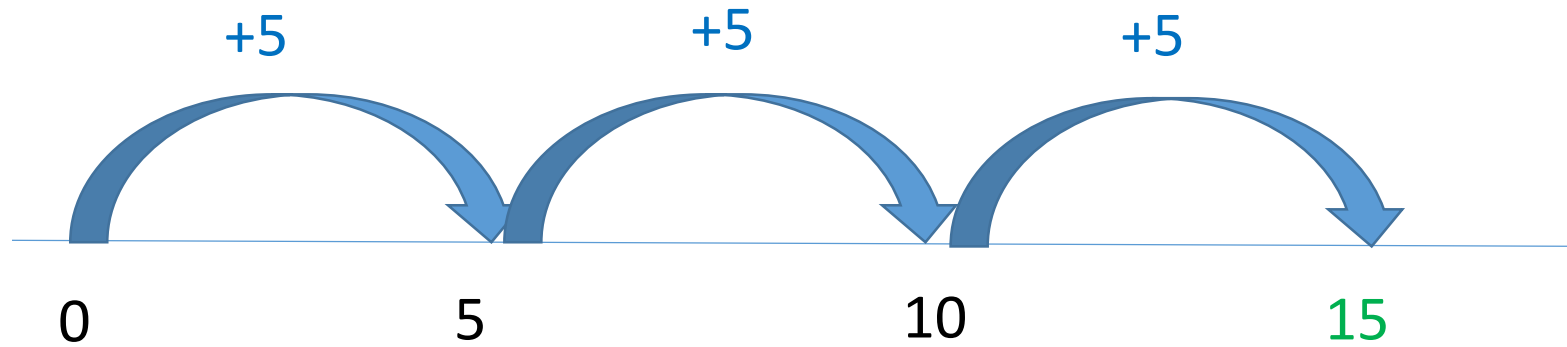


$$5 \times 3 = 5 + 5 + 5 = 15$$

Recording number sentences linked to practical activities

## Step 2: Number line

$$3 \times 5 = 15 \quad = \quad 5 \times 3 = 15$$



# Step 3: Grid Method TU x U

x	40	3
6	240	18

$$\begin{array}{r} 240 \\ + 18 \\ \hline 258 \end{array}$$

$$4 \times 6 = 258$$

$$\begin{array}{r} 43 \\ \times 6 \\ \hline 258 \end{array}$$

# Step 4: Grid Method TU x TU

x	40	3
60	2400	180
5	200	15

$$\begin{array}{r} 2400 \\ + 180 \\ 200 \\ 15 \\ \hline 2795 \end{array}$$

$$43 \times 65 = 2795$$

$$\begin{array}{r} 43 \\ \times 65 \\ \hline 2795 \end{array}$$

## Step 5: Expanded Vertical

$$\begin{array}{r} 43 \\ \times 6 \\ \hline 18 \\ 240 \\ \hline 258 \end{array}$$

$$\begin{array}{r} 65 \\ \times 7 \\ \hline 35 \\ 420 \\ \hline 455 \end{array}$$

# Step 6: Column Multiplication

$$\begin{array}{r} 43 \\ \times 6 \\ \hline 258 \\ \hline 1 \end{array}$$

$$\begin{array}{r} 65 \\ \times 7 \\ \hline 455 \\ \hline 3 \end{array}$$

# Step 7: Expanded TU x TU

$$\begin{array}{r} 432 \\ \times 56 \\ \hline 12 \\ 180 \\ 2400 \\ 100 \\ 1500 \\ 20000 \\ \hline 24192 \\ \hline 1 \end{array}$$

# Step 8: Compact Multiplication

$$\begin{array}{r} 432 \\ \times 26 \\ \hline 2592 \\ 8640 \\ \hline 11232 \\ \hline 11 \end{array}$$