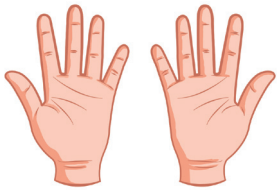




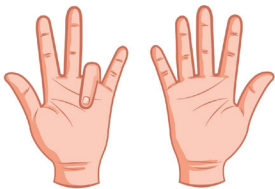
The Amazing $9 \times$ Table Trick

Impress your friends with this clever way of finding the answer to $9 \times$ table questions. Just follow these simple instructions.

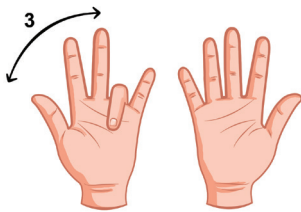
What to do



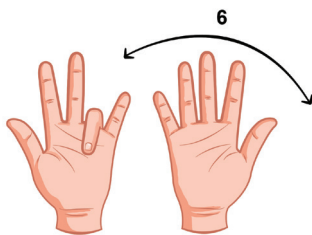
1. Hold out both hands in front of you.



2. To find 4×9 , count in 4 fingers from the left, and hold down this finger.



3. Count all the fingers before the one that's held down – **3**. This is the first number in your answer.



4. Count all the fingers after the one that's held down – **6**. This is the last number of your answer.

So the answer to 4×9 is **3 then 6... 36**

To find the answer to another $9 \times$ table question, just hold down the correct finger and count the fingers on either side. So you hold down your 5th finger for 5×9 , your 7th finger for 7×9 , and so on.