


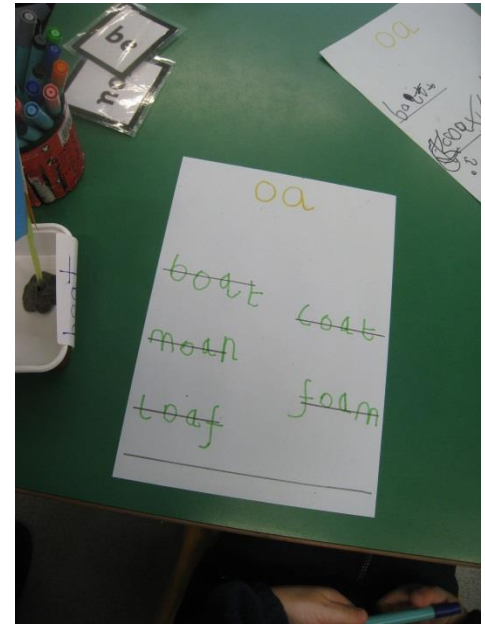

Minety School

How we teach Phonics



Reception

- We teach Phonics during our literacy session every morning.



We start with a combination of phase 1 and 2 from letters and sounds.

- Phase 1 is tuning a child's ear to grapheme (letter) sounds.
- Phase 2 is recognising letters and starting to blend and segment cvc words.

Phase two letter sets

Set 1: s, a, t, p

Set 2: i, n, m, d

Set 3: g, o, c, k

Set 4: ck, e, u, r

Set 5: h, b, f, ff, l, ll, ss

b and d confusion

- b puts his back first
- d has eaten a lot of doughnuts so his tummy comes first.



Blending and Segmenting words.

Children will start to be able to blend words together - j a m jam This is the start of them being able to read.

In order to be able to write word children need to be able to also segment words

jam j a m

Letter Progression:

Set 6 - j, v, w, x

Set 7 - y, z, zz, qu

Consonant digraphs:

ch, sh, th, ng.

Phase 3 vowel graphemes:

ai, ee, igh, oa, oo, ar, or, ur, ow,
oi, ear, air, ure, er.



th



f



Class 2 – Year 1

- We teach phonics every day.
- Phase 3 revisited.
- Sound buttons – dots and dashes.



Phase 4

This is a **consolidation unit**. There are no new graphemes to learn. Reading and spelling of **words** and **tricky words** continues.

The children will gain confidence in applying their knowledge of phase 3 diagraphs and trigraphs in their writing as well as their reading.

s 	a 	t 	i 	p 	n 	ck 	e 
h 	r 	m 	d 	g 	o 	u 	l 
f 	b 	ai 	j 	oa 	ie 	ee 	or 
z 	w 	ng 	v 	oo 	y 	x 	ch 
sh 	th 	qu 	ou 	oi 	ue 	er 	ar 

Phase 5

- Children will learn more graphemes and phonemes. For example, they already know ai as in rain, but now they will be introduced to ay as in day and a-e as in make.
- Learning that the same grapheme can represent more than one phoneme:

meat

bread

he


bed

bear

hear

cow

low



Spellings



- Spellings linked to phonics are sent home each week.
- High frequency words sent home.

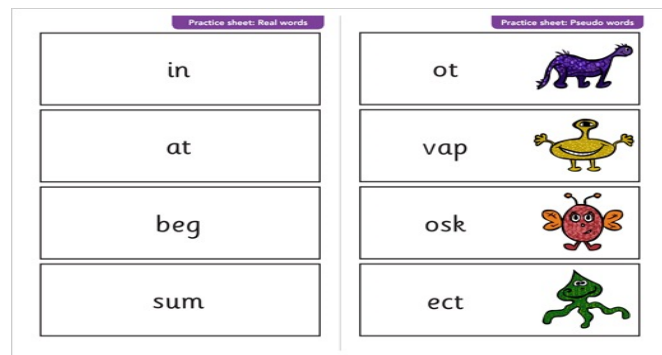
Tricky words and High Frequency words

- Learning 100 high frequency words gives a beginner reader access to 50% of virtually any text, whether a children's book or a newspaper report.
- When you couple immediate recognition of the high frequency sight words with a good knowledge of basic phonics, that's when a child's reading can really take off.




Phonics Screening check – Year 1

- A **statutory** assessment for all children in Year 1.
- It is designed to confirm whether individual children have learned phonic decoding to an appropriate standard.
- 40 words that children read 1:1 with a teacher.
- A combination of real words and psuedo-words or 'alien' words.



The children love reading alien words!

dack



chob



nurt



queet



How you can help

- Read to your child :
- Helps develop vocabulary
- Helps comprehension
- Helps develop a love of reading

- According to a 20-year study led by Mariah Evans, University of Nevada in terms of the number of books in a home. Having as few as 20 books in the home still has a significant impact on propelling a child to a higher level of education, and the more books you add, the greater the benefit.

How you can help

- Listen to your child read.
- Talk about what they are reading
- Do they understand what is happening in the story?

Studies have shown a direct correlation between how often a child is listened to read and their proficiency.