

## Key Stage 2 SATs Overview.










### Subject Level Results for 2014

Number of pupils: 40	Reading test	Maths test	Grammar, punctuation and spelling test	Writing TA
Percentage achieving level 3 or below	18%	15%	35%	18%
Percentage achieving Level 4 or above	83%	85%	65%	83%
Percentage achieving Level 4b or above	70%	68%	55%	NA
Percentage achieving Level 5 or above	43%	43%	43%	40%
Percentage achieving Level 4 or above in reading, writing and maths	70%			





### Subject level results for 2015

Number of pupils: 51	Reading test	Maths test	Grammar, punctuation and spelling test	Writing TA
Percentage achieving level 3 or below	14%	16%	25%	8%
Percentage achieving Level 4 or above	84%	82%	73%	92%
Percentage achieving Level 4b or above	76%	71%	69%	NA
Percentage achieving Level 5 or above	39%	41%	43%	33%
Percentage achieving Level 4 or above in reading, writing and maths	78%			

## 2015 KS2 test results and progress

	All pupils	Low attainers	Middle attainers	High attainers
Published eligible pupil number 	51			
% pupils achieving 3 or below in reading and maths test and writing TA 	8%	50%	0%	SUPP
% pupils achieving level 4 or above in reading and maths test and writing TA 	78%	13%	92%	SUPP
% pupils achieved level 4B or above in reading and maths test and level 4 in writing TA 	65%	13%	76%	SUPP
% pupils achieving level 5 or above in reading and maths test and writing TA 	16%	0%	14%	SUPP
% pupils making at least 2 levels of progress in reading 	96%	75%	100%	SUPP
% pupils making at least 2 levels of progress in writing TA 	100%	100%	100%	SUPP
% pupils making at least 2 levels of progress in maths 	90%	63%	95%	SUPP
Average point score 	28.6			

## 2014 KS2 test results and progress

	All pupils	Low attainers	Middle attainers	High attainers
Pupils eligible for KS2 assessment 	40			
Percentage of pupils achieving 3 or below in reading and maths test and writing TA 	3%	8%	0%	NA
Percentage of pupils achieving level 4 or above in reading and maths test and writing TA 	70%	33%	85%	NA
Percentage of pupils achieved level 4B or above in reading and maths test and level 4 in writing TA 	60%	25%	74%	NA
Percentage of pupils achieving level 5 or above in reading and	25%	0%	37%	NA

maths test and writing TA?				
Percentage of pupils making at least 2 levels of progress in reading?	90%	83%	93%	NA
Percentage of pupils making at least 2 levels of progress in writing TA?	97%	100%	96%	NA
Percentage of pupils making at least 2 levels of progress in maths?	90%	83%	93%	NA
Average point score?	28.7			