




# Year 1 Phonics Screening Check



# What Is Phonics?

Children begin to learn phonics (sounds) in Early Years, both Nursery and Reception.

Once children begin learning sounds, they use this knowledge to read and spell words. These can immediately be blended for reading to make simple CVC words (consonant, vowel, consonant) e.g. sat, pin. Children then develop segmenting for writing skills; breaking the word into sounds to spell it out.



Complex Speed Sounds


Consonant sounds:

f	l	m	n	r	s	v	z	sh	th	ng
ff	ll	mm	nn	rr	ss	ve	zz	ti		nk
ph	le	mb	kn	wr	se		s	ci		
					c		se			
					ce					

Vowel sounds:

a	e	i	o	u	ay	ee	igh	ow
	ea				ā-ē	y	t-e	ō-ē
					ai	ea	ie	oa
					e	i	y	o

oo	oo	ar	or	air	ir	ou	oy	ire	ear	ure
ū-ē			oor	are	ur	ow	oi			
ue			ore	er						
ew			aw	au						



# What Is The Phonics Screening Check?

Children in Year 1 throughout the country will all be taking part in a phonics screening check during the same week in June. Children in Year 2 will also take the check if they did not achieve the required result when in Year 1, or they have not taken the test before.

The phonics screening check is designed to confirm whether individual children have learnt sufficient phonic decoding and blending skills to an appropriate standard.

# What Happens During The Test?



The test contains 40 words.

Each child will sit one to one and read each word aloud to either Mrs Price or Mrs Windsor.


The test will take approximately 10 minutes per child; although all children are different and will complete the check at their own pace.

The list of words the children read is a combination of 20 real words and 20 pseudo words (nonsense words).

# Pseudo Words (Nonsense Words)

The pseudo words will be shown to your child with a picture of an alien. This provides the children with a context for the pseudo word which is independent from any existing vocabulary they may have.

Pseudo words are included because they will be new to all pupils; they do not favour children with a good vocabulary knowledge or visual memory of words.



# Example Of The Check

Practice sheet: Real Words

beg

twinkl.co.uk

at

twinkl.co.uk

sum

twinkl.co.uk

in

twinkl.co.uk

# Example Of The Check

Practice sheet: Pseudo Words

vap



twinkl.co.uk

osk



twinkl.co.uk

ot



twinkl.co.uk

ect



twinkl.co.uk

# Reporting To Parents

By the end of the Summer term all schools must report their child's results to parents. We will report the outcome of your child's result with your child's end of year report.

They will also confirm if the child has met the standard threshold.

Children who do not achieve the expected level will retake the test when they are in Year 2.





# How Are The Results Used?

Results from the check will be used by schools to analyse their own performance and for Ofsted to use in inspections.



## How Can I Help My Child At Home?

- Read as much as possible to and with your child: RWI books, Bug Club books, Reading Scheme books and books from home for enjoyment!
- Encourage and praise children to sound out words and then have a good guess if they still don't know it.

- Play online phonics games – [www.phonicsplay.co.uk](http://www.phonicsplay.co.uk)

[www.bbc.co.uk/bitesize/ks1/literacy/phonic/play](http://www.bbc.co.uk/bitesize/ks1/literacy/phonic/play)

- Do not hesitate to come and talk to a member of the Y1 team if you have any concerns.