

Safe and Well at School Survey 2016

School summary report

BRIGHTON & HOVE

Safe and Well at School Survey 2016

St Joseph's RC Primary Summary Report Key Stage 2

St Joseph's RC Primary

Key trend indicators	2007	2008	2009	2010	2011	2012	2013	2014	2015	2016
Been bullied this term	22%	27%	15%	18%	25%	14%	33%	13%		11%
Enjoy learning at school	94%	93%	94%	96%	90%	85%	93%	83%	89%	100%
Feel safe at school					83%	87%	89%	89%	100%	98%
My school is good at dealing with bullying	93%	73%	73%	75%	74%	81%	81%	76%	83%	96%

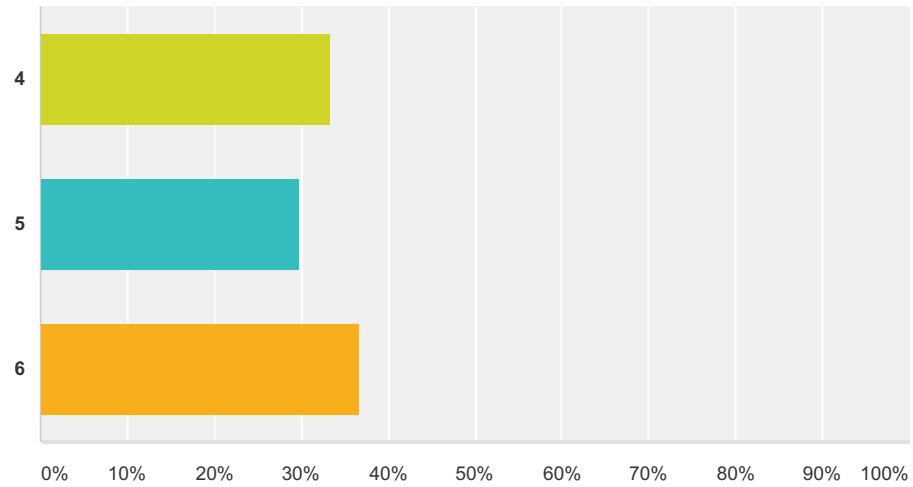
Brighton & Hove

Key trend indicators	2007	2008	2009	2010	2011	2012	2013	2014	2015	2016
Been bullied this term	27%	22%	23%	24%	21%	19%	19%	15%	17%	17%
Enjoy learning at school	88%	89%	91%	89%	91%	91%	92%	91%	92%	90%
Feel safe at school					92%	94%	94%	94%	92%	90%
My school is good at dealing with bullying	84%	86%	86%	84%	86%	87%	87%	88%	87%	86%

Please note that annual percentages at school level may be of limited accuracy due to small sample sizes. All percentages are subject to rounding.

Q1 Which school year are you in?

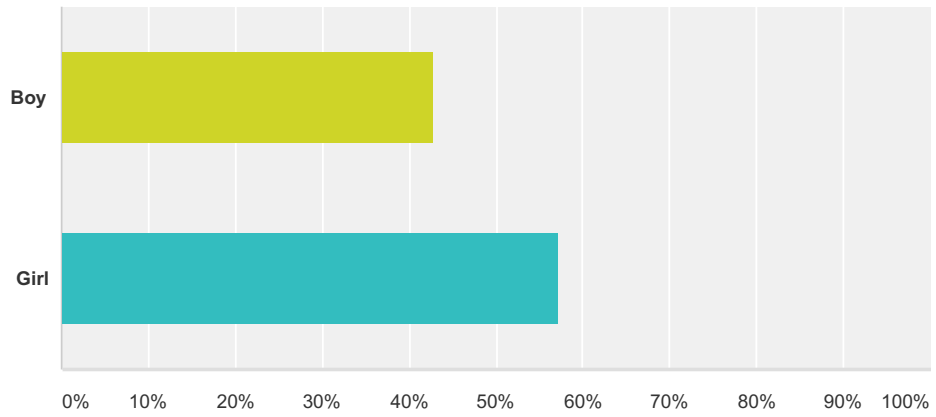
Answered: 57 Skipped: 0



Answer Choices	Responses	
4	33.33%	19
5	29.82%	17
6	36.84%	21
Total		57

Q2 Are you a girl or a boy?

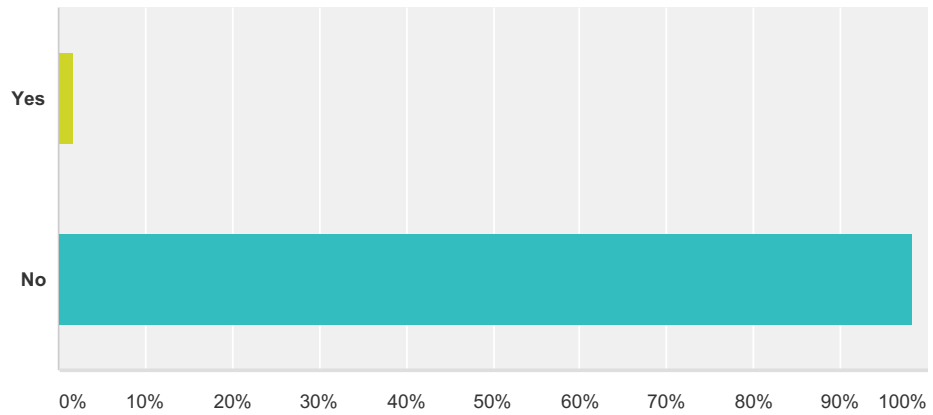
Answered: 56 Skipped: 1



Answer Choices	Responses
Boy	42.86% 24
Girl	57.14% 32
Total	56

Q3 Are you a young carer? This means you help someone at home who is ill or disabled.

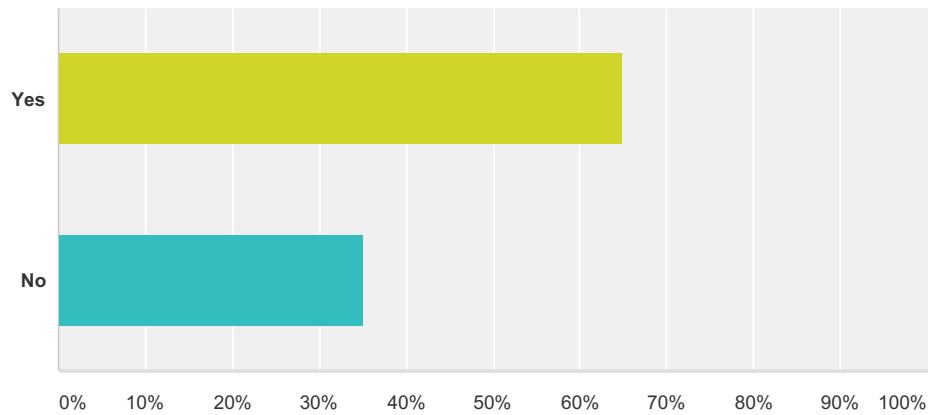
Answered: 57 Skipped: 0



Answer Choices	Responses	
Yes	1.75%	1
No	98.25%	56
Total		57

Q4 Do you have any extra help from a person like a Teaching Assistant who works with you? (extra help could include help getting around, with school work, speaking and listening, medicine or helping to stay calm)

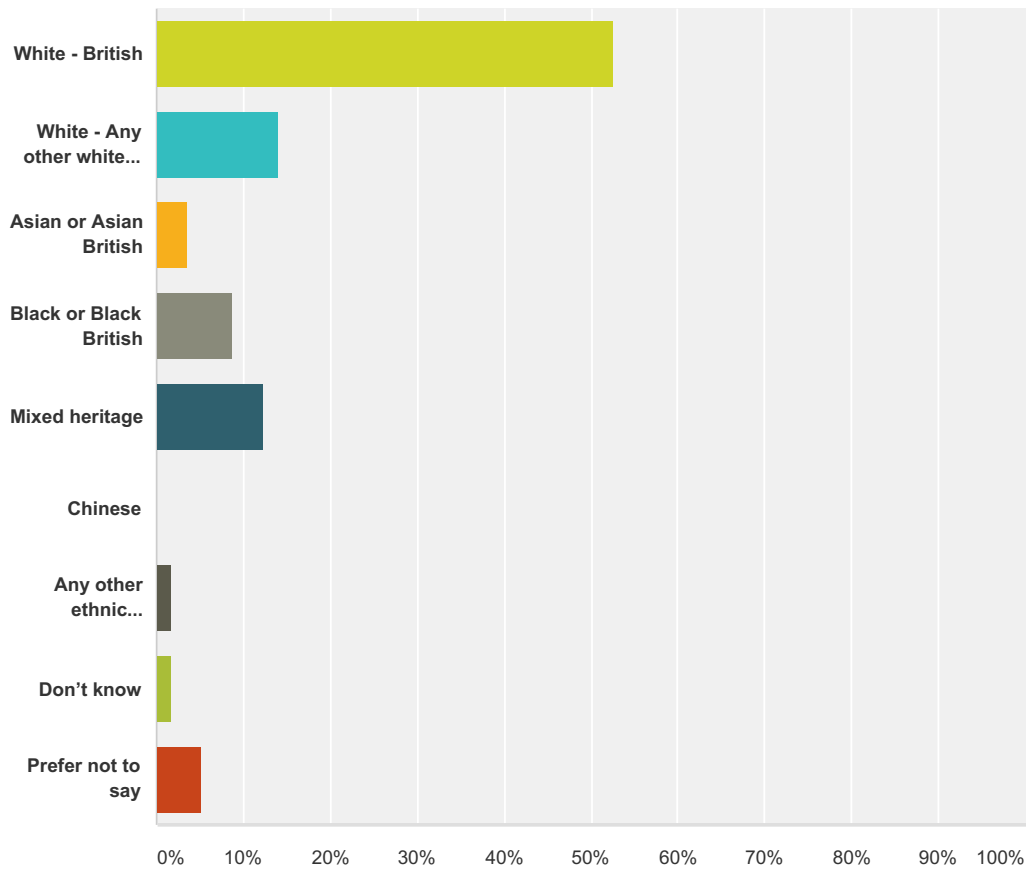
Answered: 57 Skipped: 0



Answer Choices	Responses	
Yes	64.91%	37
No	35.09%	20
Total		57

Q5 Which of these ethnic backgrounds do you come from?

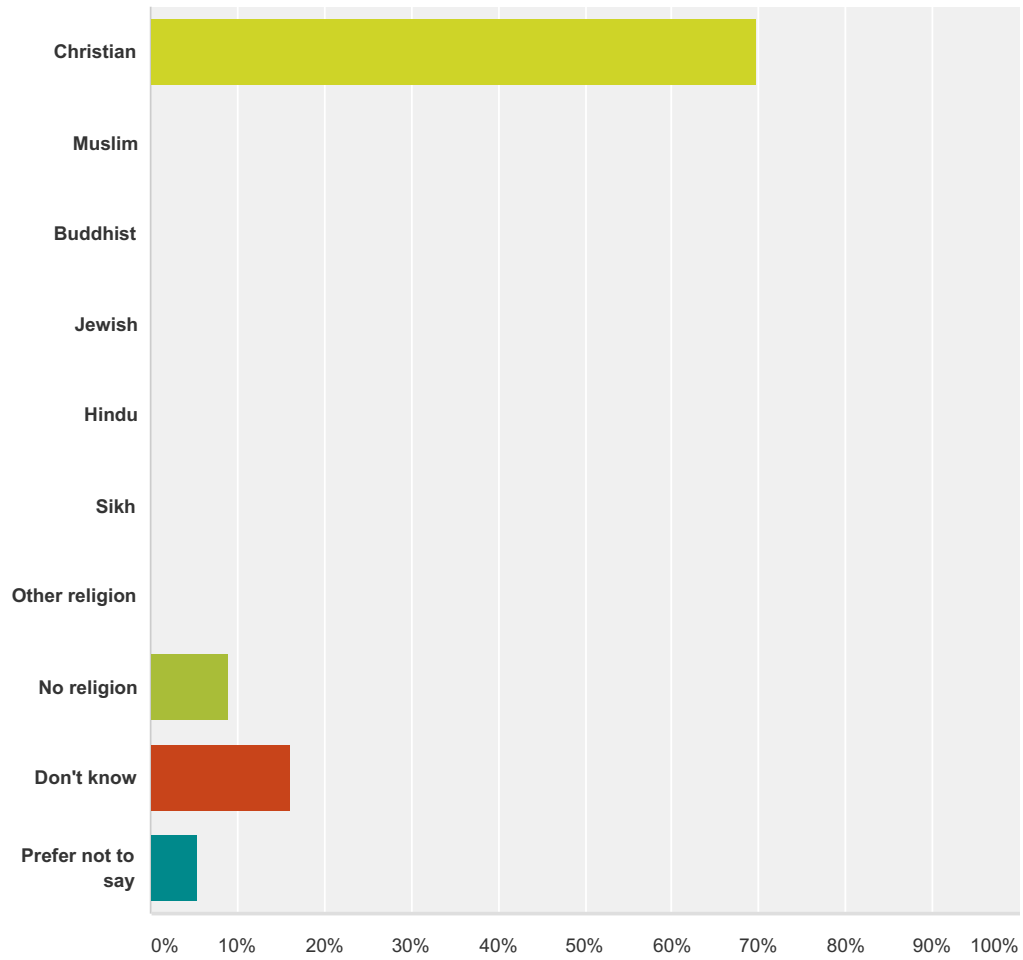
Answered: 57 Skipped: 0



Answer Choices	Responses	
White - British	52.63%	30
White - Any other white background	14.04%	8
Asian or Asian British	3.51%	2
Black or Black British	8.77%	5
Mixed heritage	12.28%	7
Chinese	0.00%	0
Any other ethnic background	1.75%	1
Don't know	1.75%	1
Prefer not to say	5.26%	3
Total		57

Q6 What is your religion?

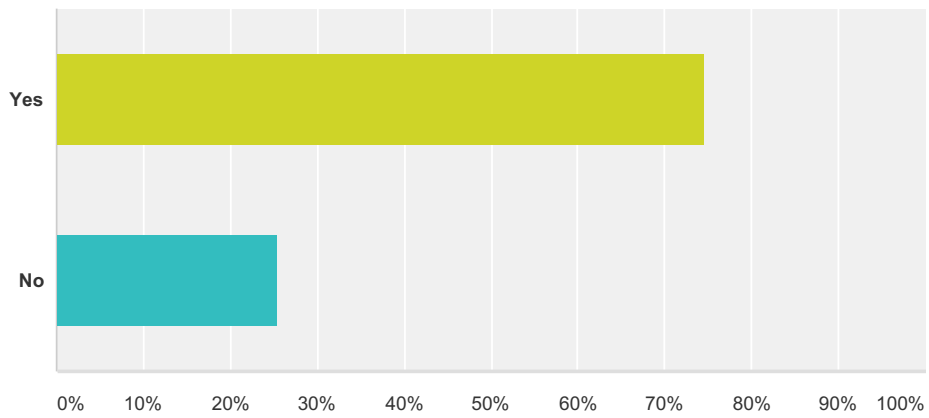
Answered: 56 Skipped: 1



Answer Choices	Responses	
Christian	69.64%	39
Muslim	0.00%	0
Buddhist	0.00%	0
Jewish	0.00%	0
Hindu	0.00%	0
Sikh	0.00%	0
Other religion	0.00%	0
No religion	8.93%	5
Don't know	16.07%	9
Prefer not to say	5.36%	3
Total		56

Q7 Is English the main language spoken in your home?

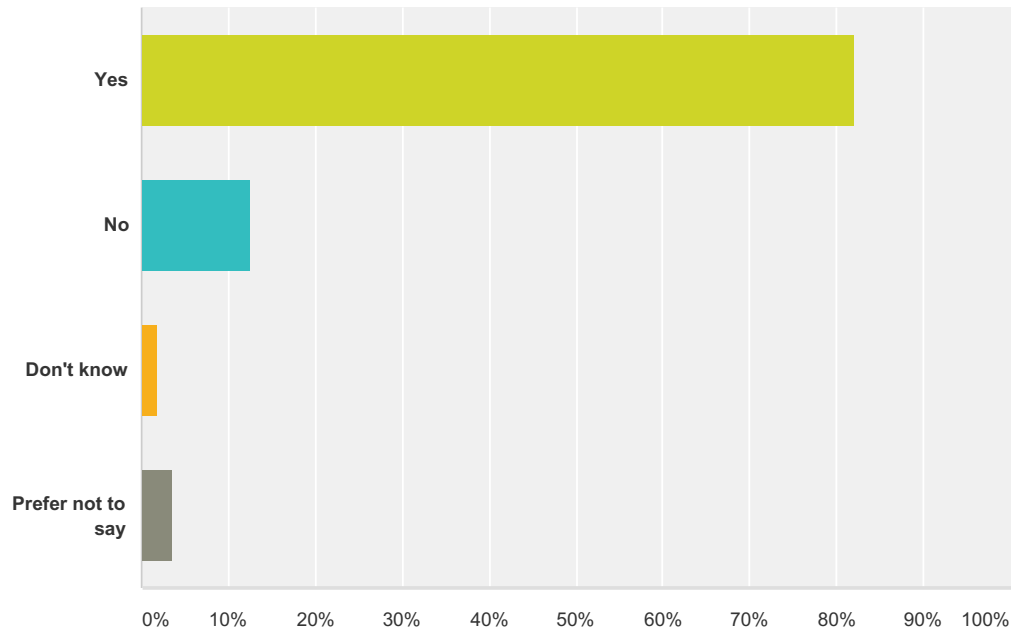
Answered: 55 Skipped: 2



Answer Choices	Responses	
Yes	74.55%	41
No	25.45%	14
Total		55

Q8 Were you born in the UK? (The UK includes the countries England, Northern Ireland, Scotland and Wales)

Answered: 56 Skipped: 1



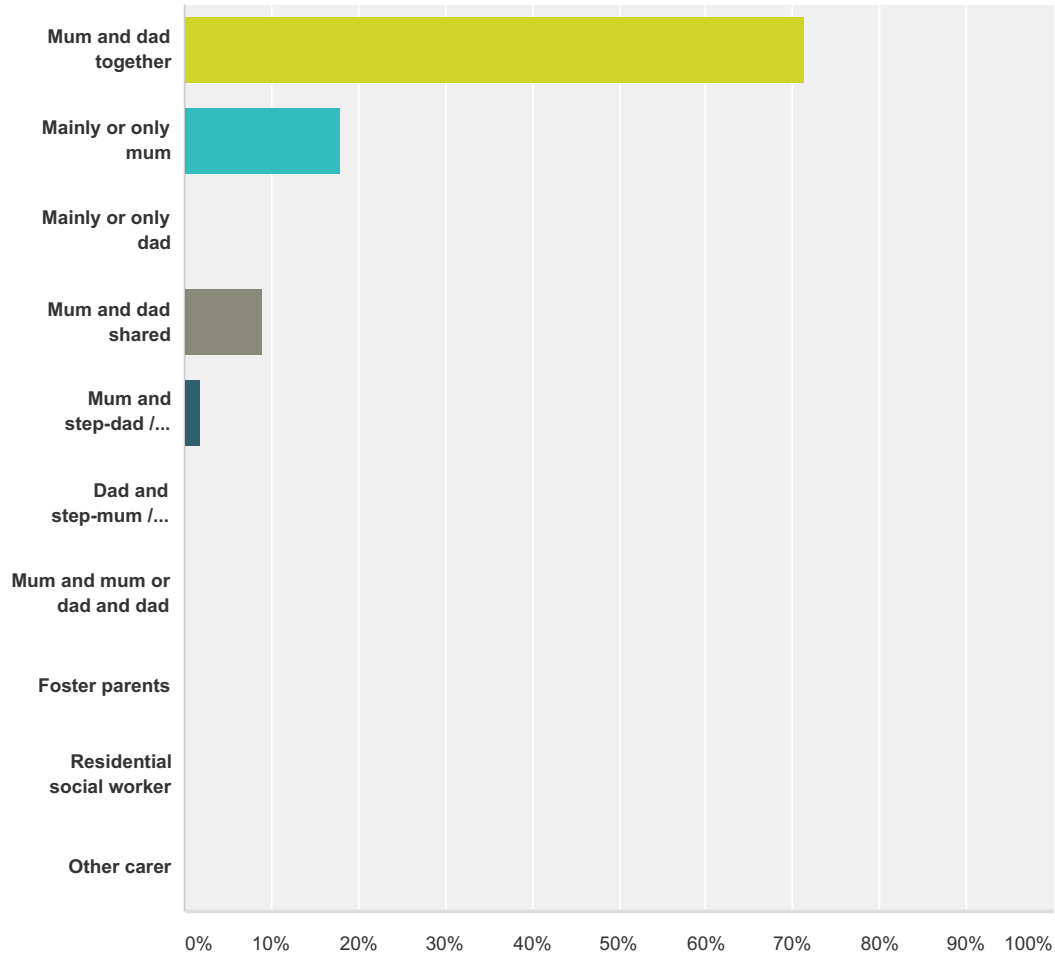
Answer Choices	Responses	
Yes	82.14%	46
No	12.50%	7
Don't know	1.79%	1
Prefer not to say	3.57%	2
Total		56

Q9 If no, which country were you born in?

Answered: 7 Skipped: 50

Q10 Which adults do you live with? Please choose the nearest answer, or what you do most in the week

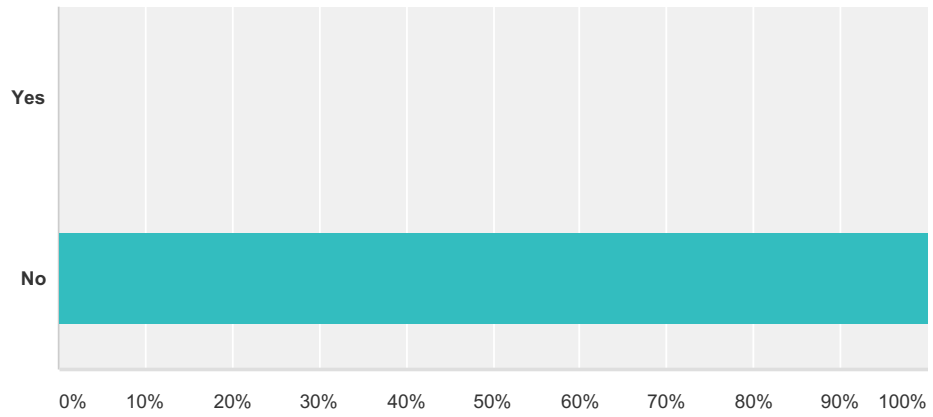
Answered: 56 Skipped: 1



Answer Choices	Responses
Mum and dad together	71.43% 40
Mainly or only mum	17.86% 10
Mainly or only dad	0.00% 0
Mum and dad shared	8.93% 5
Mum and step-dad / partner	1.79% 1
Dad and step-mum / partner	0.00% 0
Mum and mum or dad and dad	0.00% 0
Foster parents	0.00% 0
Residential social worker	0.00% 0
Other carer	0.00% 0

Q11 Are you adopted?

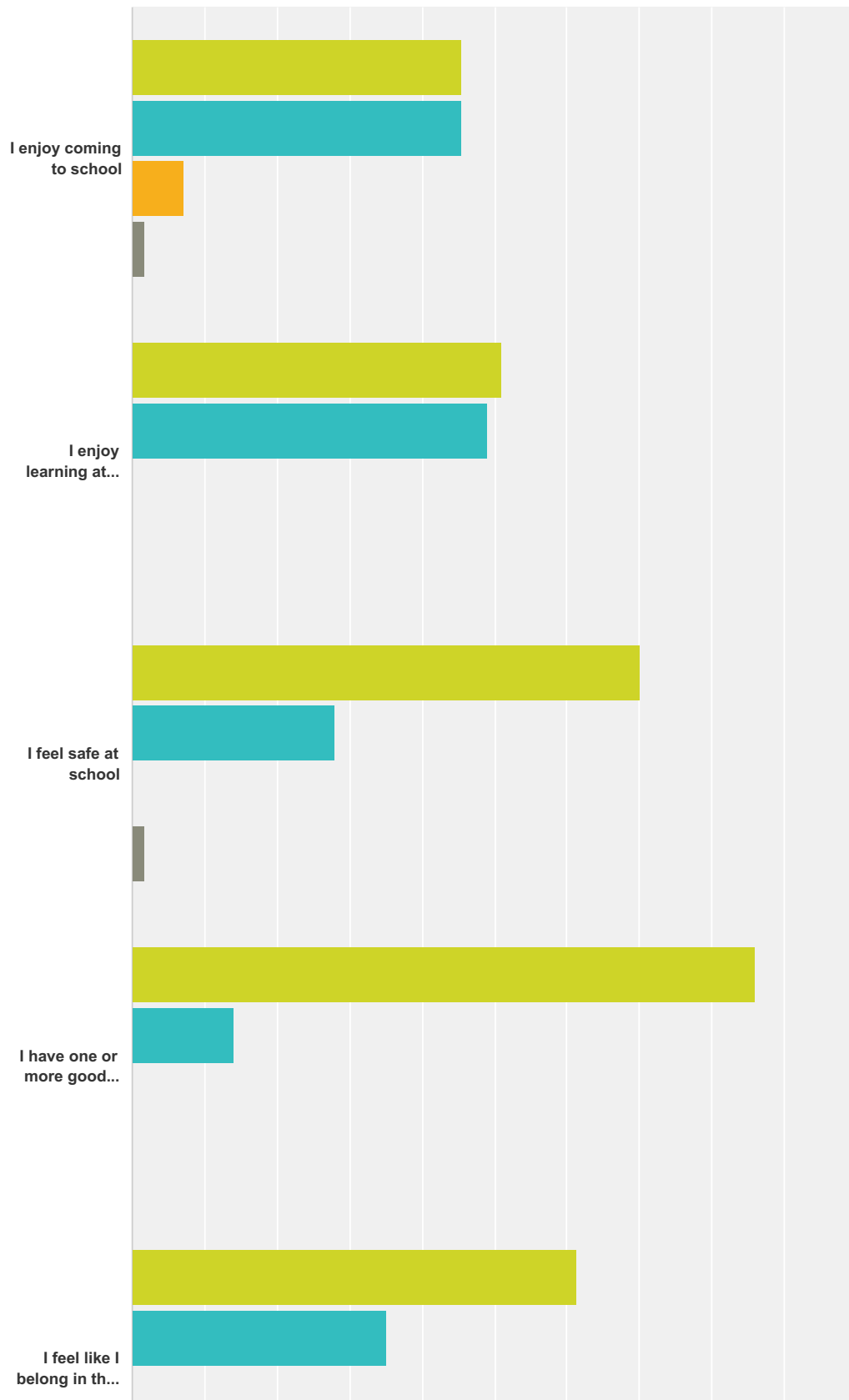
Answered: 57 Skipped: 0



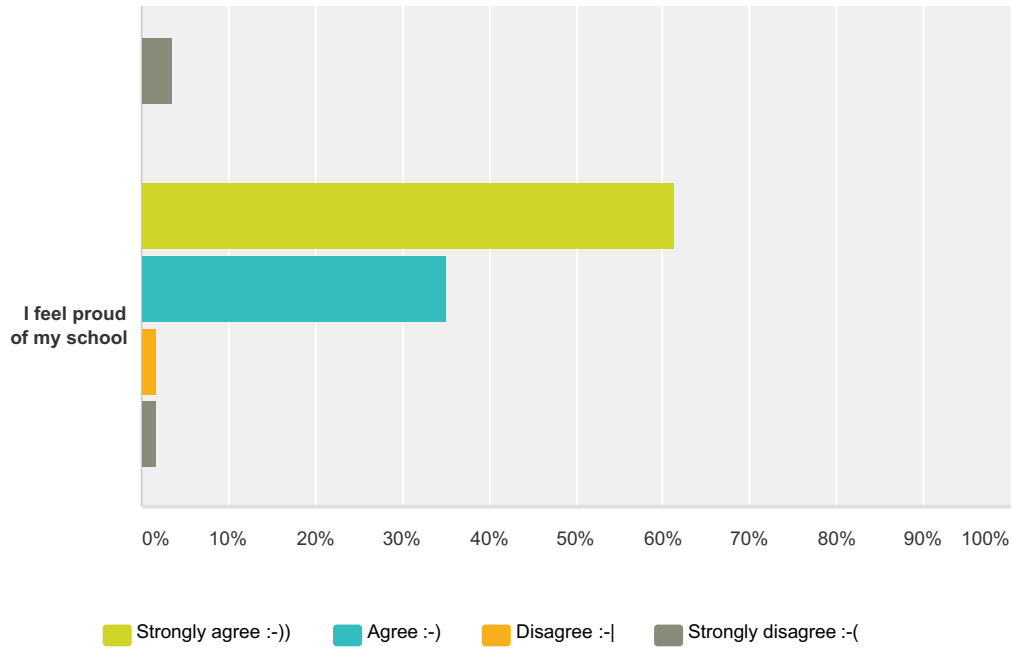
Answer Choices	Responses
Yes	0.00% 0
No	100.00% 57
Total	57

Q12 Read each sentence and then choose one answer for each

Answered: 57 Skipped: 0



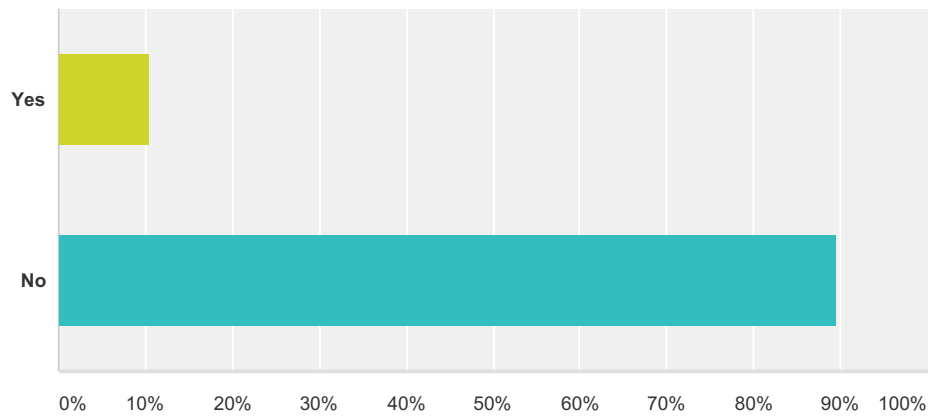
SAWSS 2016 - KS2



	Strongly agree :-))	Agree :-))	Disagree :-	Strongly disagree :-	Total
I enjoy coming to school	45.61% 26	45.61% 26	7.02% 4	1.75% 1	57
I enjoy learning at school	50.88% 29	49.12% 28	0.00% 0	0.00% 0	57
I feel safe at school	70.18% 40	28.07% 16	0.00% 0	1.75% 1	57
I have one or more good friends at school	85.96% 49	14.04% 8	0.00% 0	0.00% 0	57
I feel like I belong in this school	61.40% 35	35.09% 20	0.00% 0	3.51% 2	57
I feel proud of my school	61.40% 35	35.09% 20	1.75% 1	1.75% 1	57

Q13 Would you say you have been bullied at school this term?

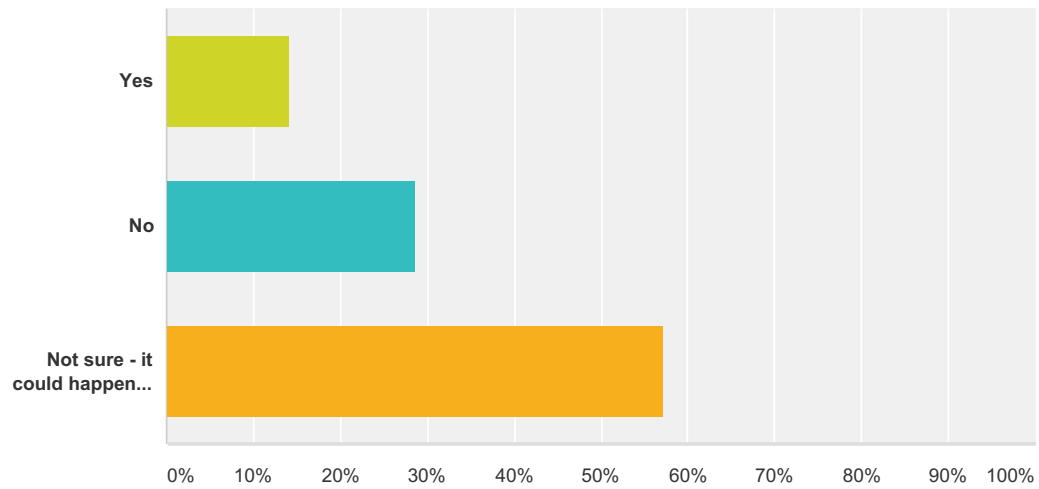
Answered: 57 Skipped: 0



Answer Choices	Responses	
Yes	10.53%	6
No	89.47%	51
Total		57

Q14 Do you think the bullying has stopped now?

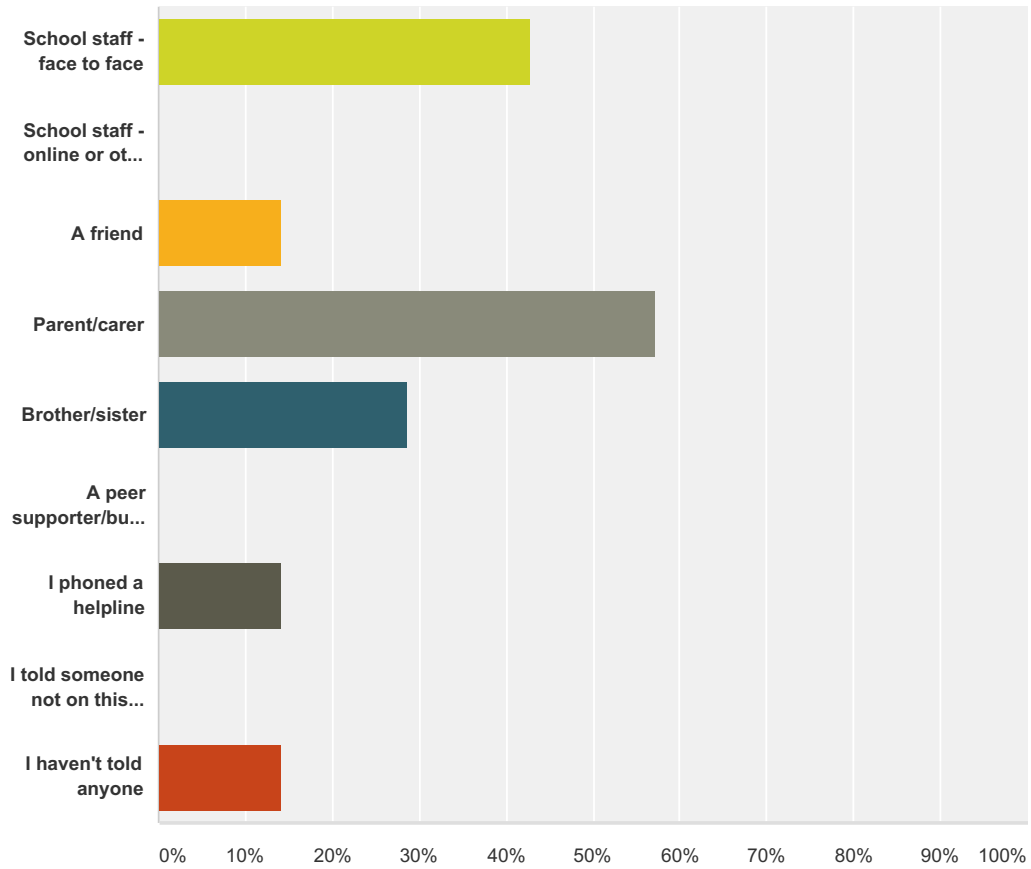
Answered: 7 Skipped: 50



Answer Choices	Responses
Yes	14.29% 1
No	28.57% 2
Not sure - it could happen again	57.14% 4
Total	7

Q15 Who have you told this term?

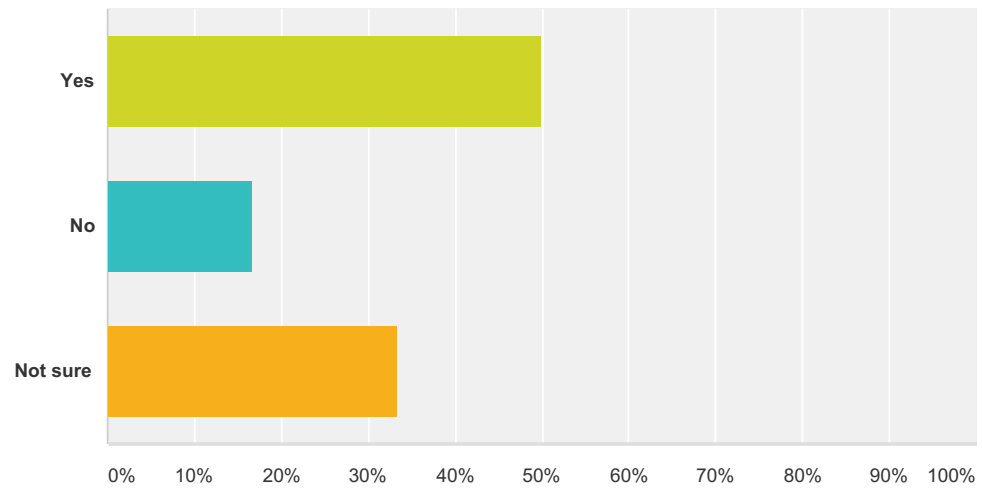
Answered: 7 Skipped: 50



Answer Choices	Responses
School staff - face to face	42.86% 3
School staff - online or other reporting	0.00% 0
A friend	14.29% 1
Parent/carer	57.14% 4
Brother/sister	28.57% 2
A peer supporter/buddy/mentor	0.00% 0
I phoned a helpline	14.29% 1
I told someone not on this list	0.00% 0
I haven't told anyone	14.29% 1
Total Respondents: 7	

Q16 Did telling someone help?

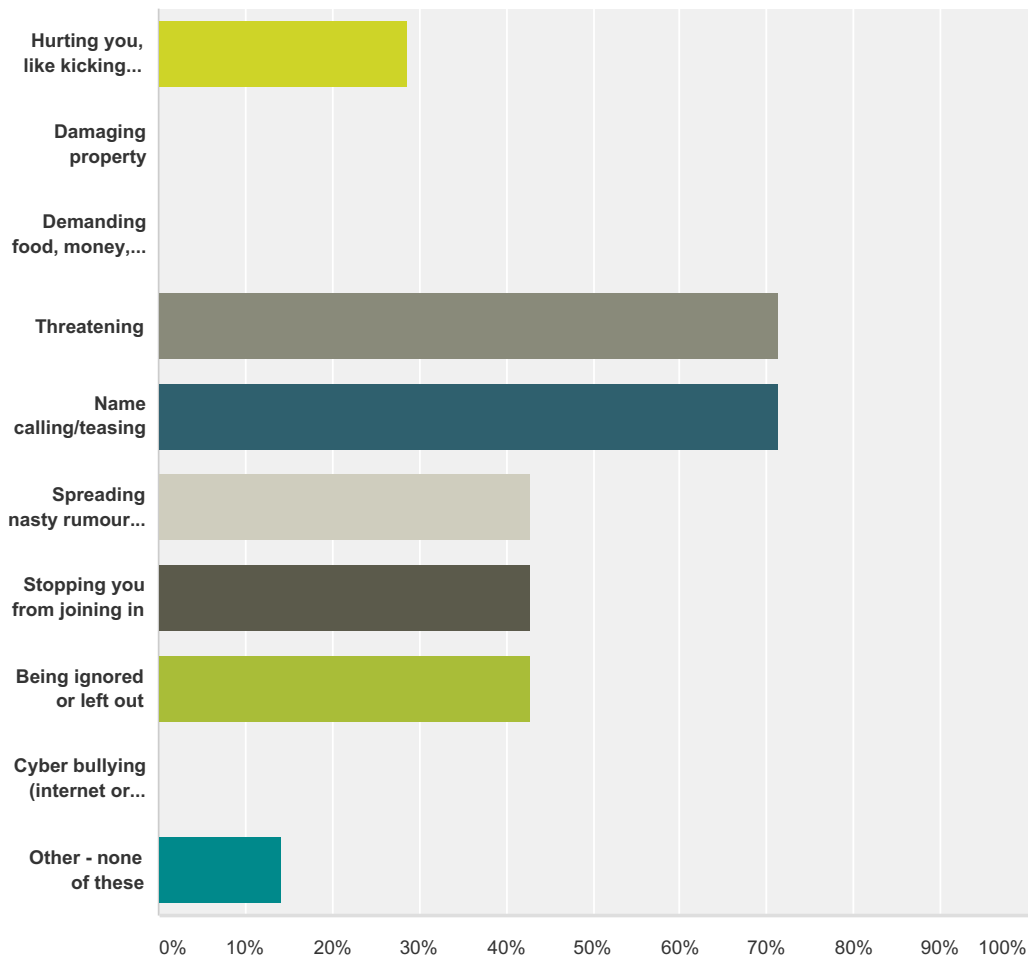
Answered: 6 Skipped: 51



Answer Choices	Responses	
Yes	50.00%	3
No	16.67%	1
Not sure	33.33%	2
Total		6

Q17 What kind of bullying was it? (tick all that apply)

Answered: 7 Skipped: 50

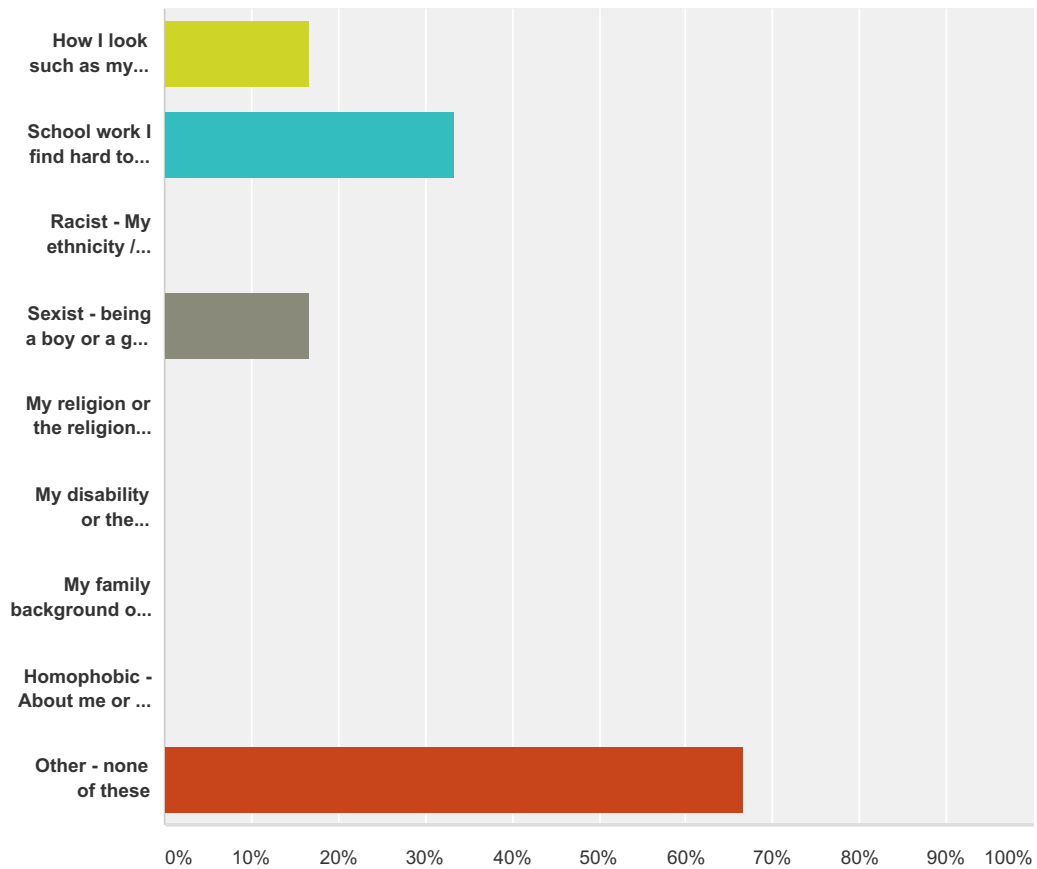


Answer Choices	Responses	Count
Hurting you, like kicking, hitting or pinching	28.57%	2
Damaging property	0.00%	0
Demanding food, money, possessions	0.00%	0
Threatening	71.43%	5
Name calling/teasing	71.43%	5
Spreading nasty rumours or stories	42.86%	3
Stopping you from joining in	42.86%	3
Being ignored or left out	42.86%	3
Cyber bullying (internet or mobile phone)	0.00%	0
Other - none of these	14.29%	1

Total Respondents: 7

Q18 What was the bullying about? (tick all that apply)

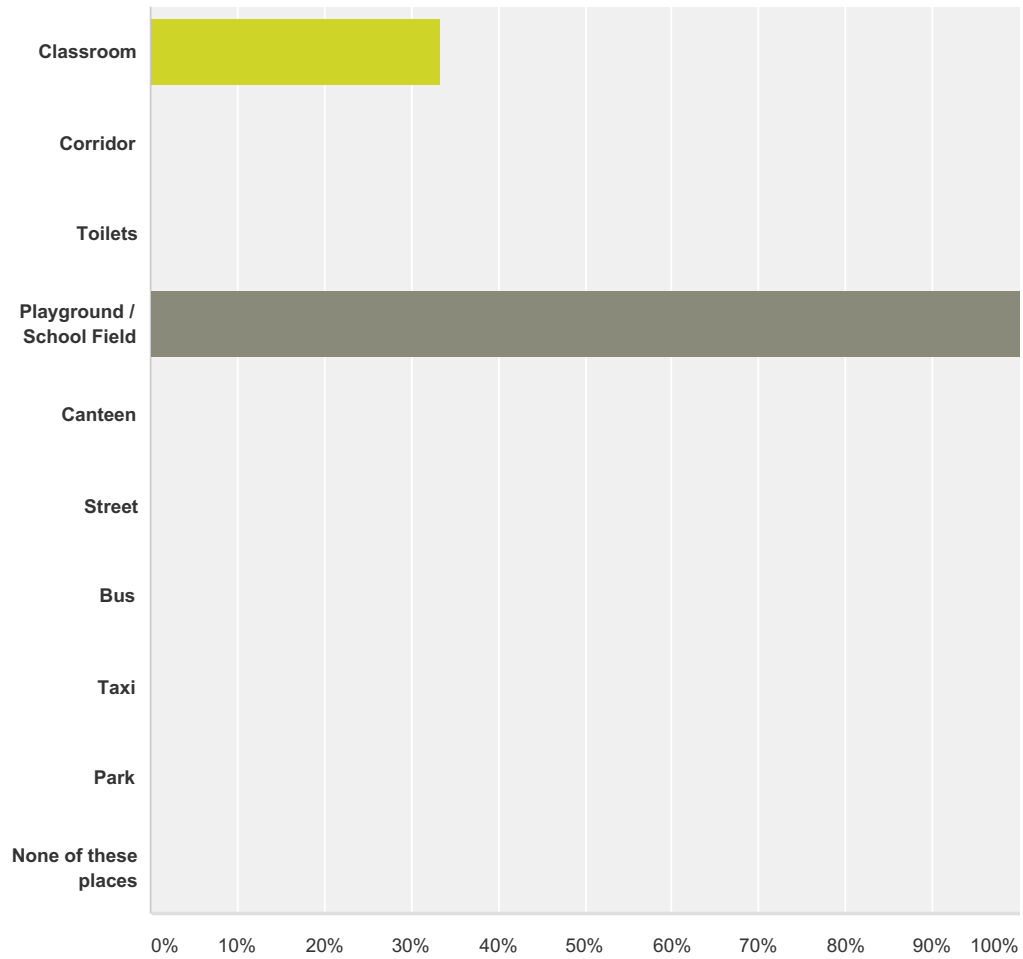
Answered: 6 Skipped: 51



Answer Choices	Responses
How I look such as my size, height, hair colour or clothes	16.67% 1
School work I find hard to do or being clever	33.33% 2
Racist - My ethnicity / race or of someone in my family	0.00% 0
Sexist - being a boy or a girl and being put down because of this	16.67% 1
My religion or the religion of someone in my family	0.00% 0
My disability or the disability of someone in my family	0.00% 0
My family background or class (such as "chav" or "snob")	0.00% 0
Homophobic - About me or a family member being gay, lesbian or bisexual, or being called "gay" as an insult	0.00% 0
Other - none of these	66.67% 4
Total Respondents: 6	

Q19 Where did the bullying take place? (tick all that apply)

Answered: 6 Skipped: 51

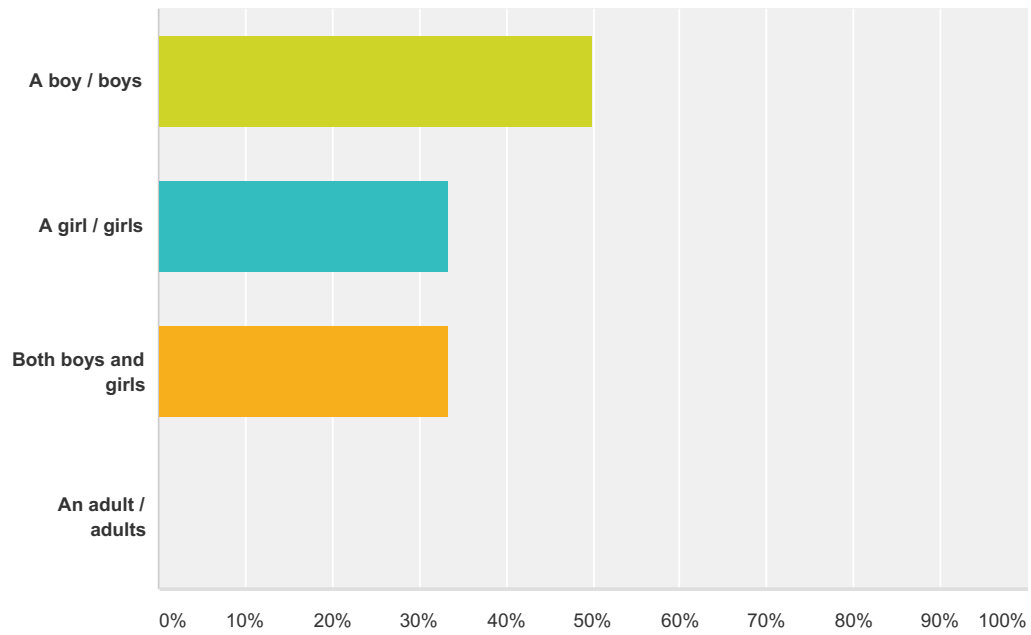


Answer Choices	Responses	Count
Classroom	33.33%	2
Corridor	0.00%	0
Toilets	0.00%	0
Playground / School Field	100.00%	6
Canteen	0.00%	0
Street	0.00%	0
Bus	0.00%	0
Taxi	0.00%	0
Park	0.00%	0
None of these places	0.00%	0

Total Respondents: 6

Q20 Who was the bullying by?

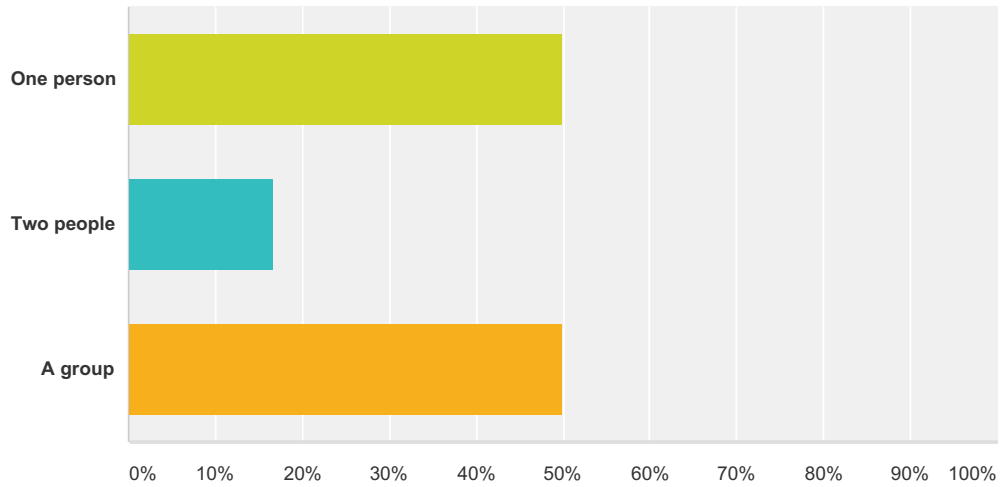
Answered: 6 Skipped: 51



Answer Choices	Responses
A boy / boys	50.00% 3
A girl / girls	33.33% 2
Both boys and girls	33.33% 2
An adult / adults	0.00% 0
Total Respondents: 6	

Q21 Was the bullying by?

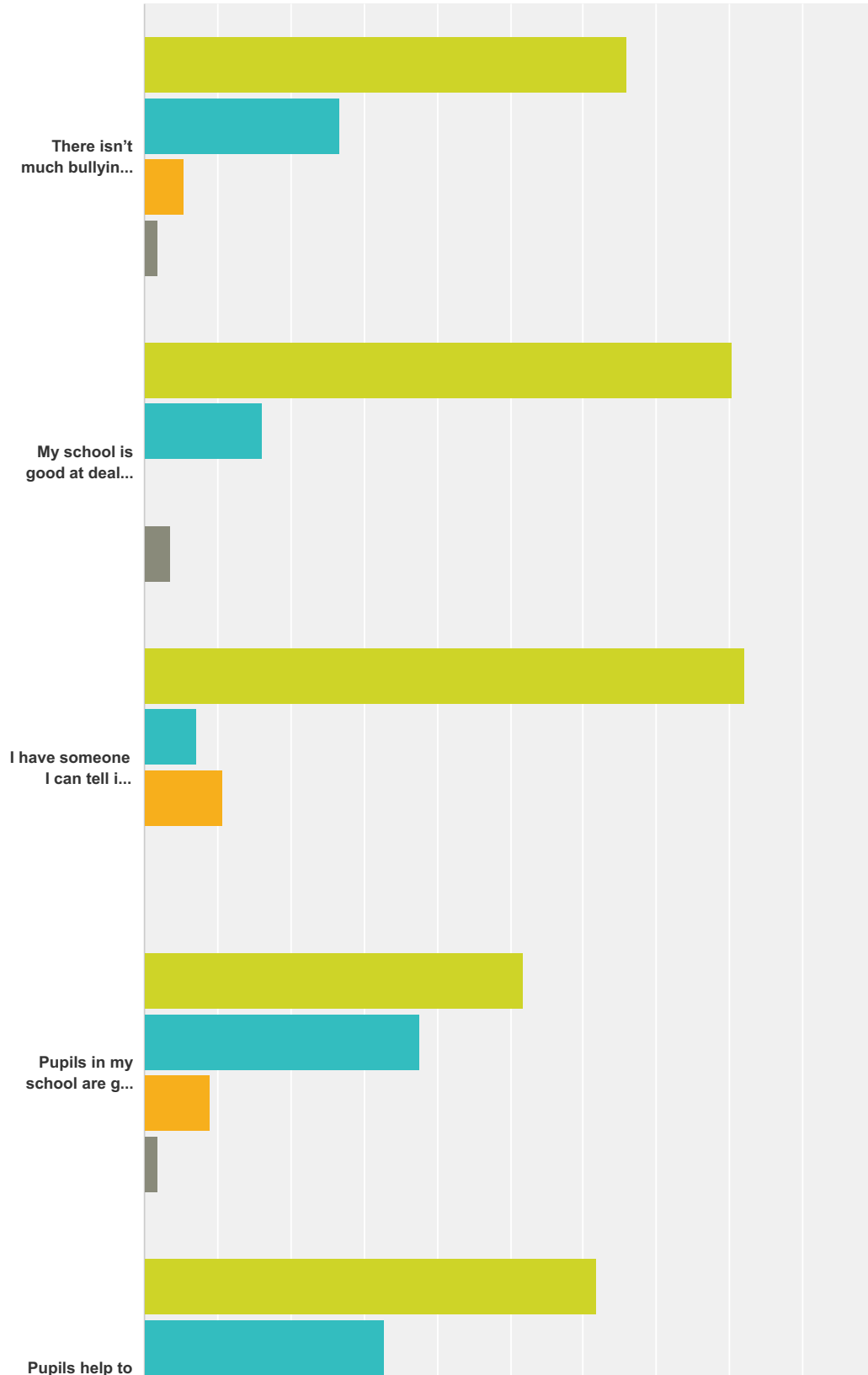
Answered: 6 Skipped: 51



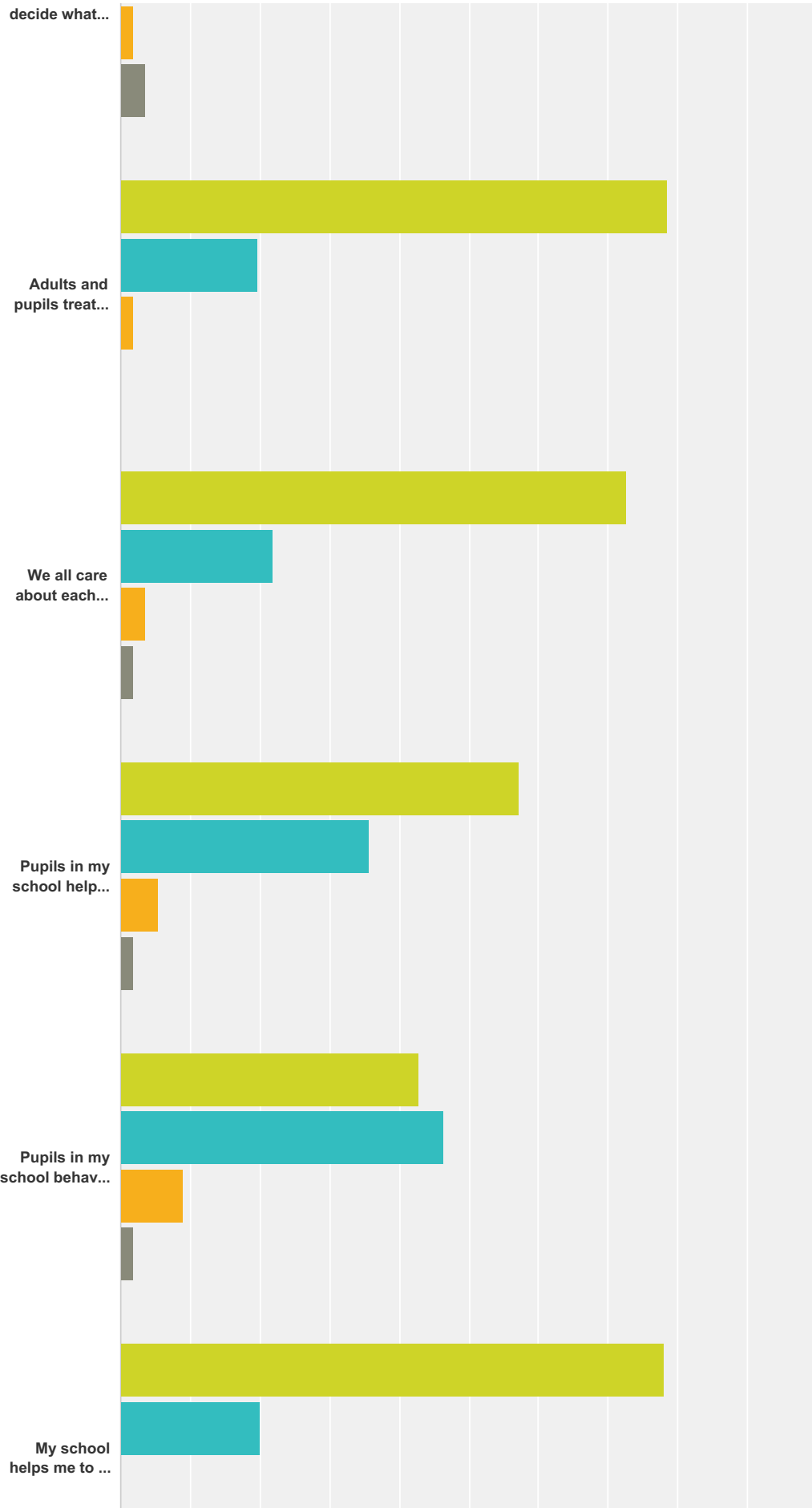
Answer Choices	Responses
One person	50.00% 3
Two people	16.67% 1
A group	50.00% 3
Total Respondents: 6	

Q22 How far do you agree or disagree with the following? Please read each sentence and choose one answer for each

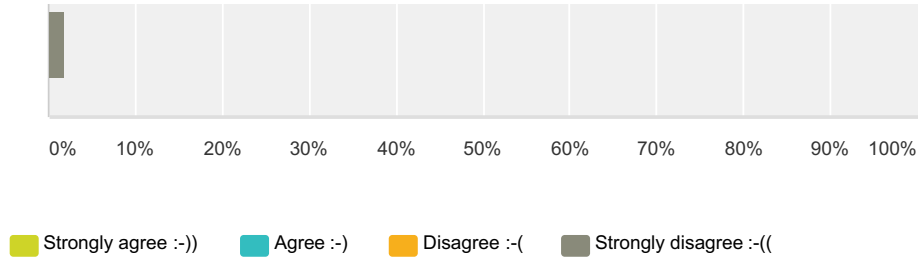
Answered: 56 Skipped: 1



SAWSS 2016 - KS2



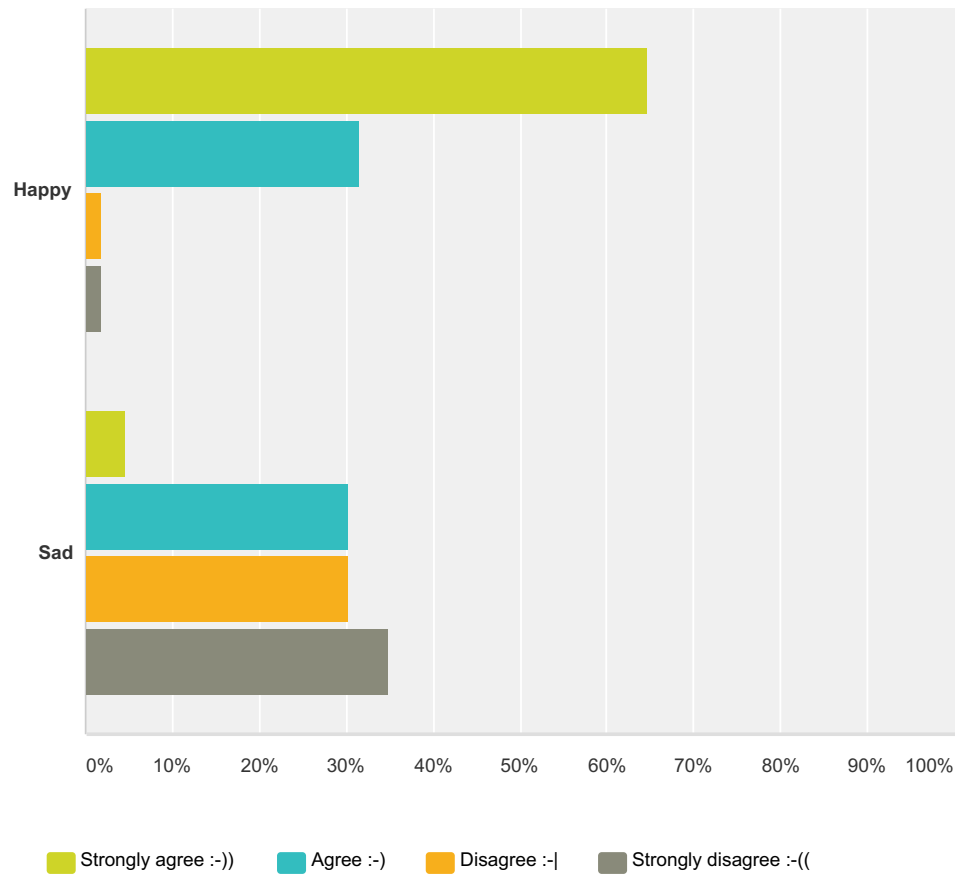
SAWSS 2016 - KS2



	Strongly agree :-))	Agree :-)	Disagree :-((Strongly disagree :-((Total
There isn't much bullying at my school	66.07% 37	26.79% 15	5.36% 3	1.79% 1	56
My school is good at dealing with bullying	80.36% 45	16.07% 9	0.00% 0	3.57% 2	56
I have someone I can tell if I am being bullied	82.14% 46	7.14% 4	10.71% 6	0.00% 0	56
Pupils in my school are good at working in groups with each other	51.79% 29	37.50% 21	8.93% 5	1.79% 1	56
Pupils help to decide what goes on in my school	61.82% 34	32.73% 18	1.82% 1	3.64% 2	55
Adults and pupils treat each other with respect in my school	78.57% 44	19.64% 11	1.79% 1	0.00% 0	56
We all care about each other in my school	72.73% 40	21.82% 12	3.64% 2	1.82% 1	55
Pupils in my school help each other, even if they are not friends	57.14% 32	35.71% 20	5.36% 3	1.79% 1	56
Pupils in my school behave well in class	42.86% 24	46.43% 26	8.93% 5	1.79% 1	56
My school helps me to get on with others including people from different religious and cultural backgrounds	78.18% 43	20.00% 11	0.00% 0	1.82% 1	55

Q23 In the last few weeks, I have often felt:

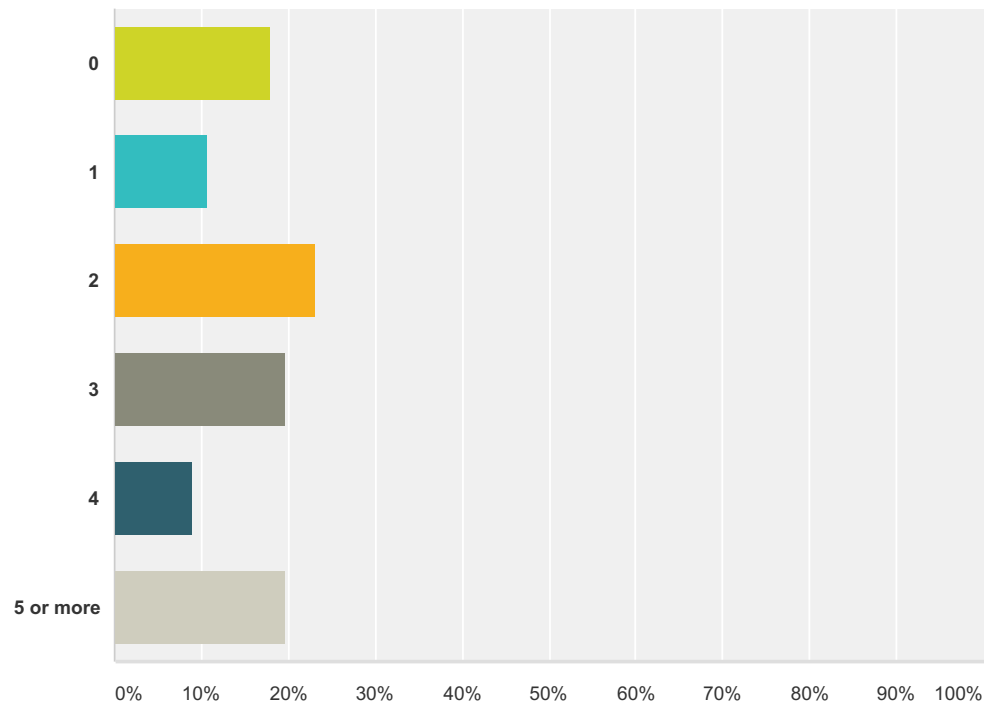
Answered: 56 Skipped: 1



	Strongly agree :-)	Agree :-)	Disagree :-	Strongly disagree :-((Total
Happy	64.81% 35	31.48% 17	1.85% 1	1.85% 1	54
Sad	4.65% 2	30.23% 13	30.23% 13	34.88% 15	43

Q24 How many portions of vegetables did you eat yesterday?

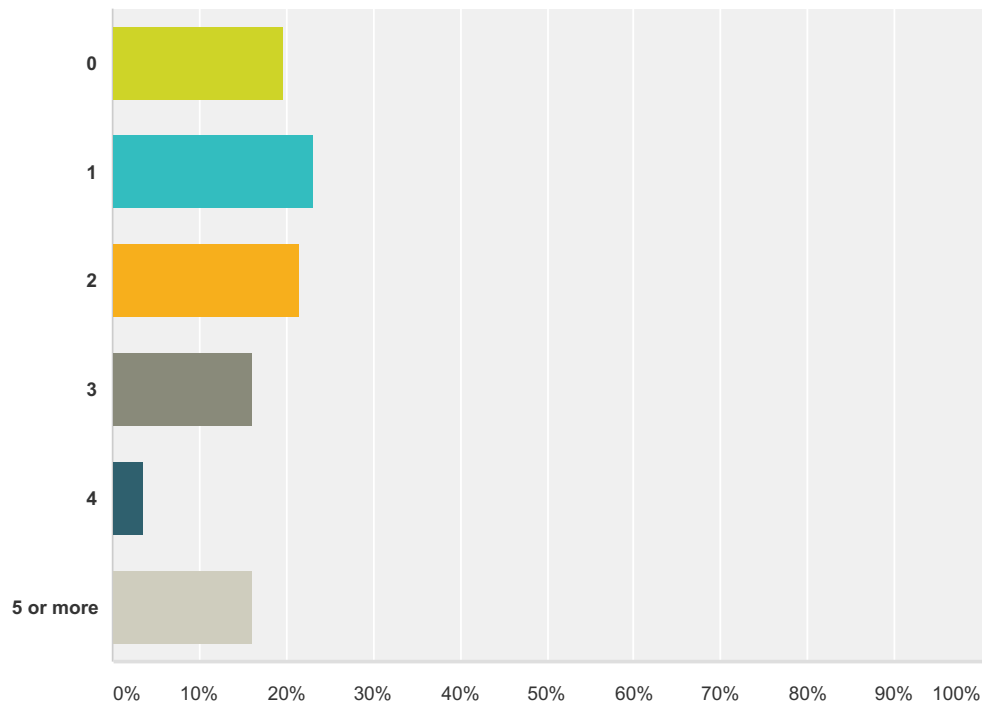
Answered: 56 Skipped: 1



Answer Choices	Responses
0	17.86% 10
1	10.71% 6
2	23.21% 13
3	19.64% 11
4	8.93% 5
5 or more	19.64% 11
Total	56

Q25 How many of portions of fruit juice did you have yesterday?

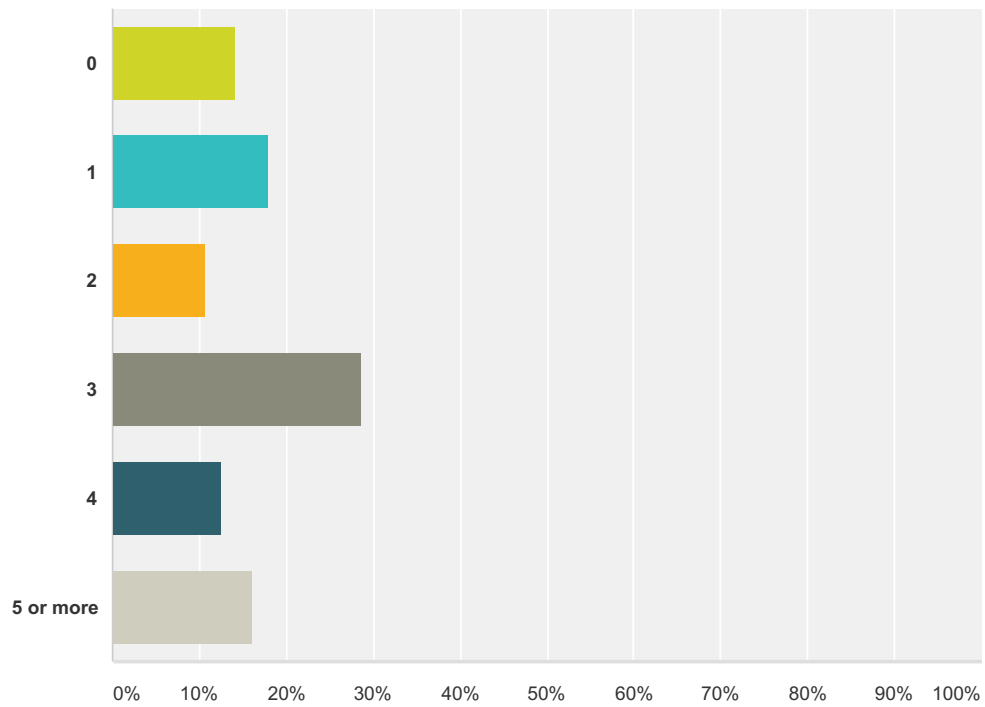
Answered: 56 Skipped: 1



Answer Choices	Responses
0	19.64% 11
1	23.21% 13
2	21.43% 12
3	16.07% 9
4	3.57% 2
5 or more	16.07% 9
Total	56

Q26 How many portions of fruit did you eat yesterday?

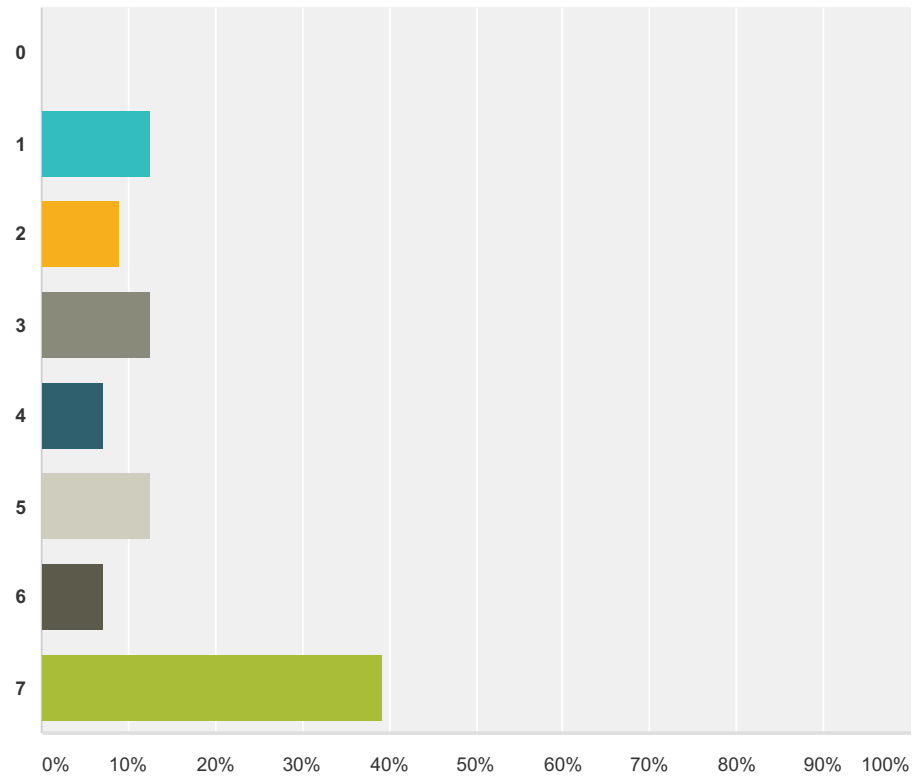
Answered: 56 Skipped: 1



Answer Choices	Responses
0	14.29% 8
1	17.86% 10
2	10.71% 6
3	28.57% 16
4	12.50% 7
5 or more	16.07% 9
Total	56

Q27 Thinking of the past seven days, how many days were you physically active for a total of at least an hour per day?

Answered: 56 Skipped: 1



Answer Choices	Responses
0	0.00% 0
1	12.50% 7
2	8.93% 5
3	12.50% 7
4	7.14% 4
5	12.50% 7
6	7.14% 4
7	39.29% 22
Total	56