


# Notes for parents - Glossary

## Phonics

Phonics is a way of **teaching reading, writing** and **spelling** based around hearing and identifying letter sounds and matching them to letters or letter patterns.



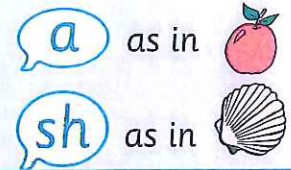
## Grapheme

A grapheme is a **letter** or **sequence of letters** that represents a phoneme (one sound). We convert graphemes to phonemes when we are reading aloud (decoding written words).



## Phoneme

A phoneme is a **single spoken sound** e.g. /a/ as in 'apple'. There are **44 sounds (phonemes)** in the English language that can be made up of one or more letters.



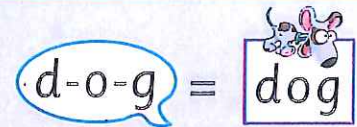
## Digraph

A digraph is a **single unit of sound (phoneme)** made up of **two letters** e.g. 'ee' as in 'bee'.



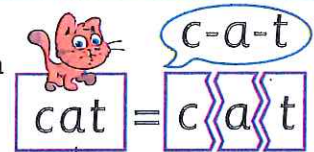
## Blending Sounds

Blending letter sounds together enables pupils to **identify** and **decode words** when reading.



## Segmenting Sounds

Segmenting letter sounds means to **break a word** down into its **phonemes**. This enables pupils to break down words that they are trying to spell.



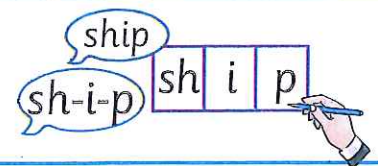
## Sound Buttons

Sound buttons help children to **recognise** where the **sounds in a word** are and which **letters** make them. Dots show that a sound is made up of one letter. Lines show that it is made from more than one letter.



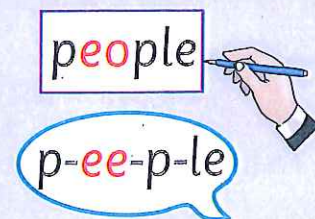
## Phoneme Frames

Phoneme frames help children to **break a word** into its **sounds** and understand which letters make these sounds.



## Tricky Words


Tricky words are words that contain one or more **irregular** or **unusual letter sequences** e.g. 'people' the /ee/ sound is made by the letters 'eo'. Tricky words may also contain sounds that are made up of letter combinations that children haven't learnt yet.



# Notes for parents - Glossary

## Phonics

Phonics is a way of **teaching reading, writing** and **spelling** based around hearing and identifying letter sounds and matching them to letters or letter patterns.



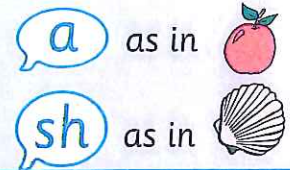
## Grapheme

A grapheme is a **letter** or **sequence of letters** that represents a phoneme (one sound). We convert graphemes to phonemes when we are reading aloud (decoding written words).



## Phoneme

A phoneme is a **single spoken sound** e.g. /a/ as in 'apple'. There are **44 sounds (phonemes)** in the English language that can be made up of one or more letters.



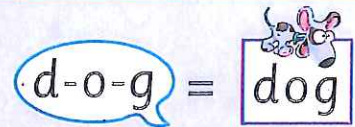
## Digraph

A digraph is a **single unit of sound (phoneme)** made up of **two letters** e.g. 'ee' as in 'bee'.



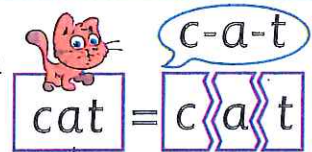
## Blending Sounds

Blending letter sounds together enables pupils to **identify** and **decode words** when reading.



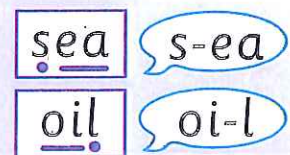
## Segmenting Sounds

Segmenting letter sounds means to **break a word** down into its **phonemes**. This enables pupils to break down words that they are trying to spell.



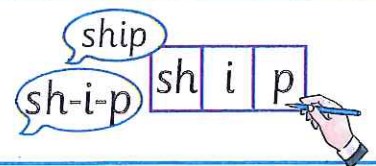
## Sound Buttons

Sound buttons help children to **recognise** where the **sounds in a word** are and which **letters** make them. Dots show that a sound is made up of one letter. Lines show that it is made from more than one letter.



## Phoneme Frames

Phoneme frames help children to **break a word** into its **sounds** and understand which letters make these sounds.



## Tricky Words

Tricky words are words that contain one or more **irregular** or **unusual letter sequences** e.g. 'people' the /ee/ sound is made by the letters 'eo'. Tricky words may also contain sounds that are made up of letter combinations that children haven't learnt yet.

