

SHARES Physical Education Report

Delph Side Primary School

SHARES Physical Education Manager: Jack England

SHARES Physical Education Specialists in School: Jack England and Oliva Parkinson



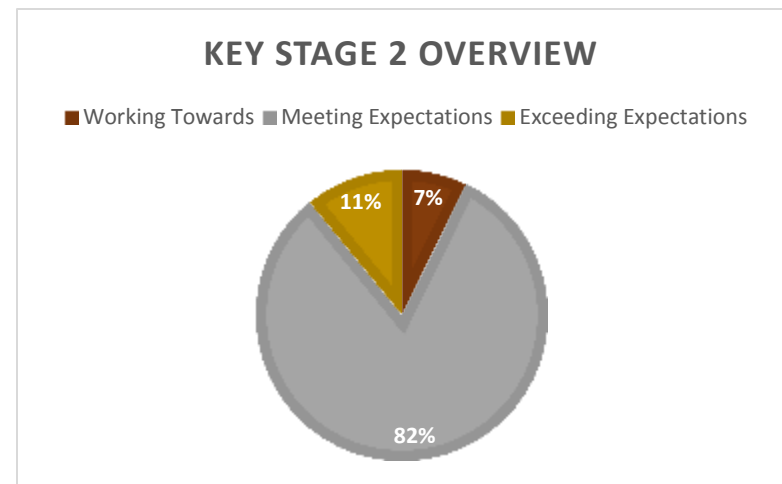
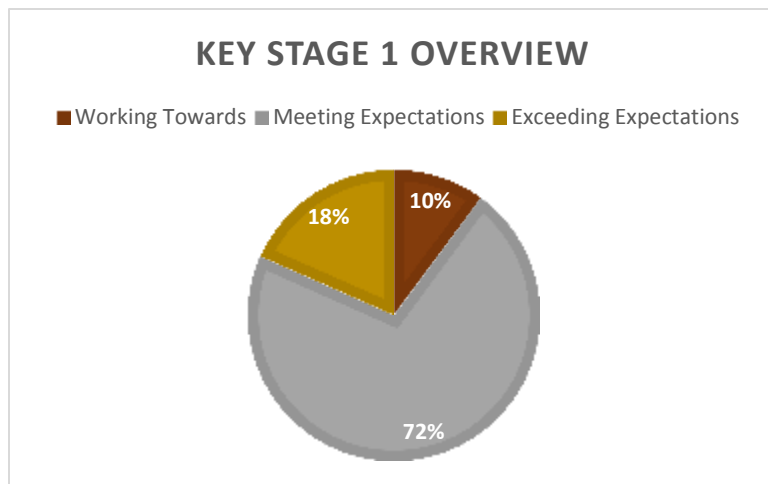
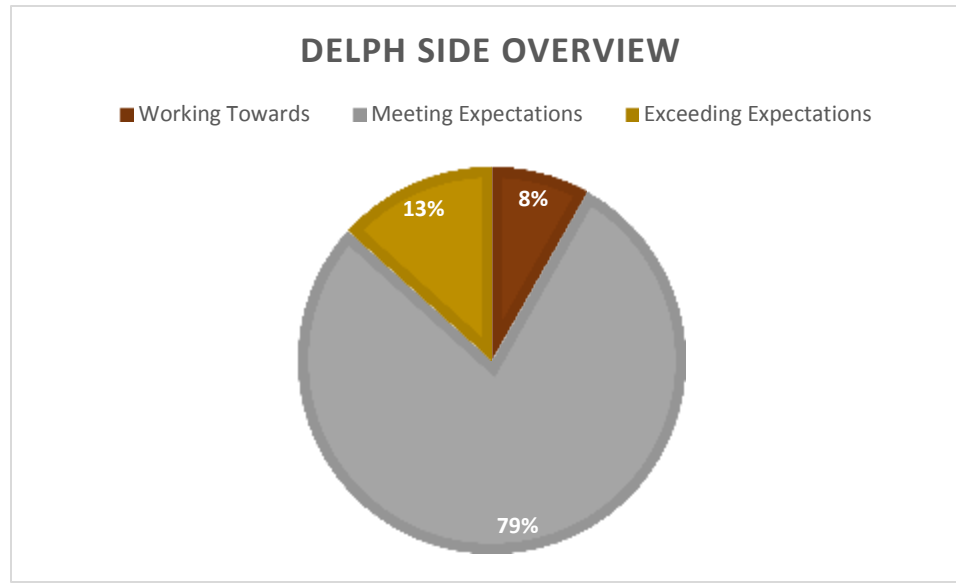
AREA OF DEVELOPMENT	PROGRESS 2016-17		
<p><u>Curriculum PE</u> <i>(To develop a high quality PE Curriculum)</i></p>	<ul style="list-style-type: none"> • Autumn 1, Key Stage 1 Multi Skills with Tennis Focus and Outdoor Education • Autumn 1, Key Stage 2 Tennis and Outdoor Education • Autumn 2, Key Stage 1 Dance • Autumn 2, Key Stage 2 Dance • Spring 1, Key Stage 1 Gymnastics • Spring 1, Key Stage 2 Gymnastics • Spring 2, Key Stage 1 Multi Skills with Invasion Games Focus • Spring 2, Key Stage 2 Invasion Games 		
<p><u>After School Activities and Lunch Clubs</u> <i>(Providing opportunities for pupils to access additional coaching / activity after school)</i></p>	<ul style="list-style-type: none"> • Key Stage 1 Multi Skills • Key Stage 2 Handball • Key Stage 1 Dance • Key Stage 2 Hockey • Running Club • Tennis Lunch Club 		
<p><u>Assessing Impact</u> <i>(Implementation of monitoring systems to demonstrate progress)</i></p>	<ul style="list-style-type: none"> • Registers have been attained of pupil's attendance in lessons, after school clubs as well competitions. • Assessments completed and sent to schools for each topic taught within the curriculum. • SHARES Specialists arranging meetings with the PE coordinator to discuss data from lessons, clubs and competitions. 		
<p><u>SHARES School Competitions</u> <i>(Developing opportunities for pupils to represent the school in sports competing against other schools)</i></p>	<table border="0" style="width: 100%;"> <tr> <td style="vertical-align: top;"> <p>Attendance at:</p> <ul style="list-style-type: none"> • Year 3 and 4 Football • Year 1 & 2 Multi Skills • Year 3 & 4 Handball • Year 5 & 6 Basketball • Swim Gala • Hockey (Won) </td> <td style="vertical-align: top;"> <p>SHARES Competitions Provided:</p> <ul style="list-style-type: none"> • Football League • Cross Country • Year 3 & 4 Football • Year 1 & 2 Multi Skills • Year 3 & 4 Handball • Year 5 & 6 Basketball • Swim Gala • Tag Rugby • Hockey </td> </tr> </table>	<p>Attendance at:</p> <ul style="list-style-type: none"> • Year 3 and 4 Football • Year 1 & 2 Multi Skills • Year 3 & 4 Handball • Year 5 & 6 Basketball • Swim Gala • Hockey (Won) 	<p>SHARES Competitions Provided:</p> <ul style="list-style-type: none"> • Football League • Cross Country • Year 3 & 4 Football • Year 1 & 2 Multi Skills • Year 3 & 4 Handball • Year 5 & 6 Basketball • Swim Gala • Tag Rugby • Hockey
<p>Attendance at:</p> <ul style="list-style-type: none"> • Year 3 and 4 Football • Year 1 & 2 Multi Skills • Year 3 & 4 Handball • Year 5 & 6 Basketball • Swim Gala • Hockey (Won) 	<p>SHARES Competitions Provided:</p> <ul style="list-style-type: none"> • Football League • Cross Country • Year 3 & 4 Football • Year 1 & 2 Multi Skills • Year 3 & 4 Handball • Year 5 & 6 Basketball • Swim Gala • Tag Rugby • Hockey 		
<p><u>Class teachers professional development /mentoring</u> <i>(acquiring and developing opportunities for class teachers)</i></p>	<ul style="list-style-type: none"> • SHARES Lancashire providing a twilight CPD on Outstanding PE 		



Raising The Profile

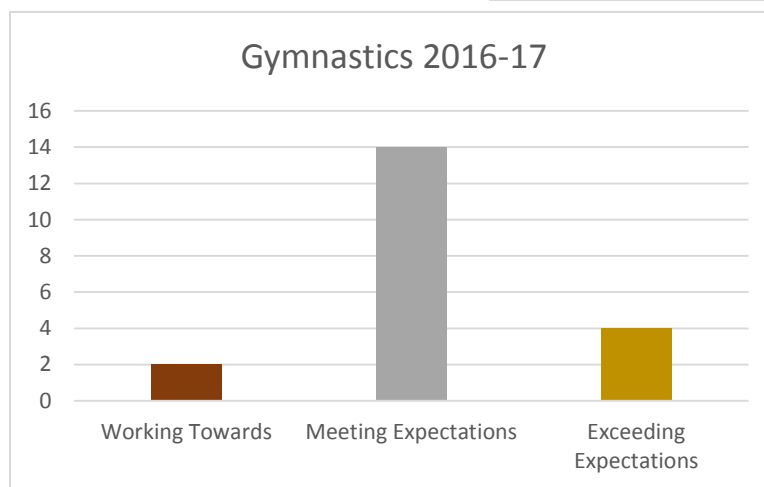
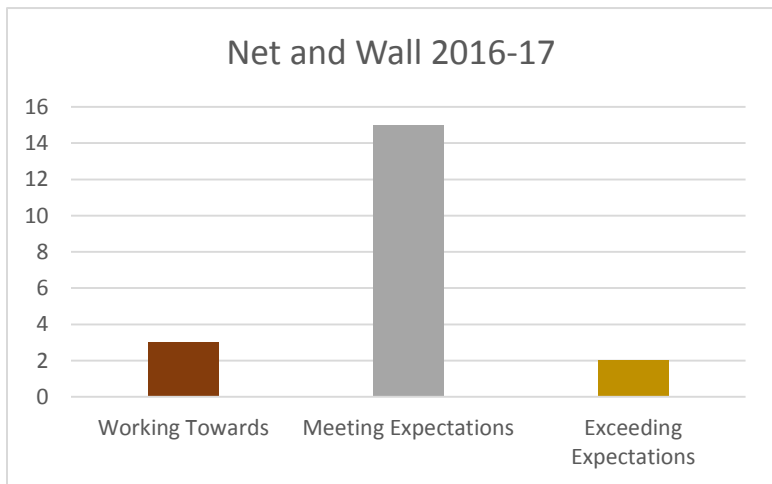
(Celebrating the impact of PE and sport in school and the achievements of pupils)

- Ensure a section of the school website is created detailing PE & Sport provision / copy of action plan (Ofsted requirement).
- Regular features in school newsletter/display boards/assemblies for achievement in PE.
- Pupils are regularly rewarded during PE lessons.
- Pupils awarded certificates when participated in SHARES Sports Association Competitions.





Year 1



Net and Wall, Multi Skills 2016-17			Dance 2016-17			Gymnastics 2016-17		
Working Towards (1)	Meeting Expectations (2)	Exceeding Expectations (3)	Working Towards (1)	Meeting Expectations (2)	Exceeding Expectations (3)	Working Towards (1)	Meeting Expectations (2)	Exceeding Expectations (3)
3	15	2	3	13	4	2	14	4
15%	75%	10%	15%	65%	20%	10%	70%	20%



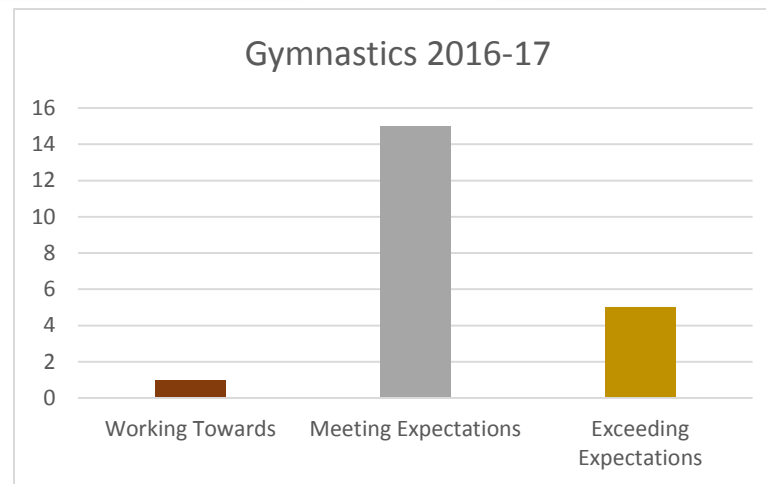
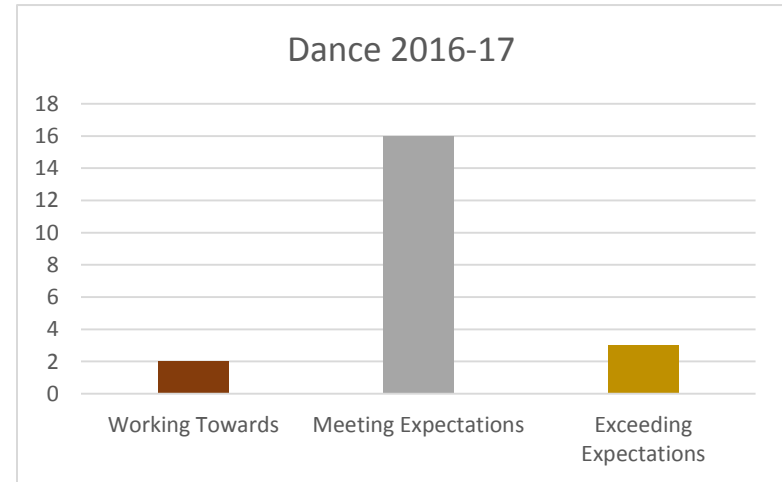
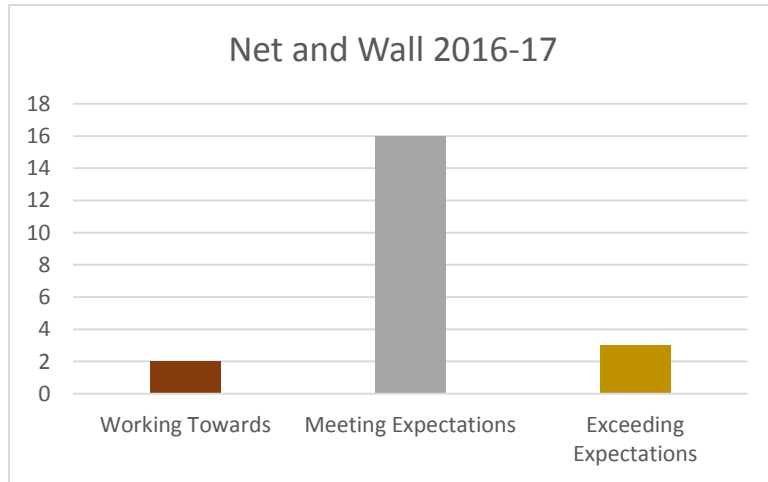
Year 1



Invasion Games 2016-17		
Working Towards (1)	Meeting Expectations (2)	Exceeding Expectations (3)
3	15	2
15%	75%	10%



Year 2



Net and Wall, Multi Skills 2016-17			Dance 2016-17			Gymnastics 2016-17		
Working Towards (1)	Meeting Expectations (2)	Exceeding Expectations (3)	Working Towards (1)	Meeting Expectations (2)	Exceeding Expectations (3)	Working Towards (1)	Meeting Expectations (2)	Exceeding Expectations (3)
2	16	3	2	16	3	1	15	5
10%	76%	14%	10%	76%	14%	5%	71%	24%



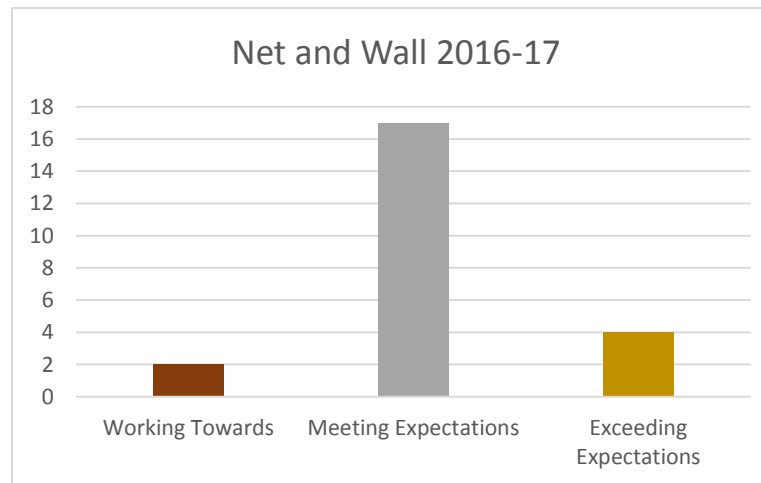
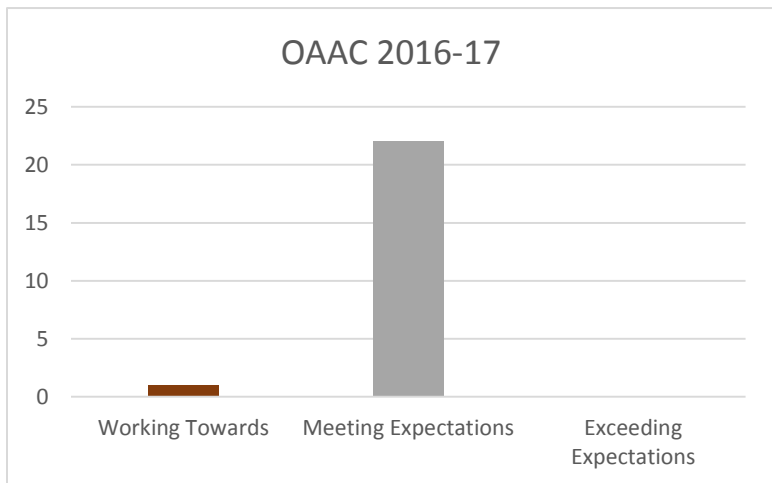
Year 2



Invasion Games 2016-17		
Working Towards (1)	Meeting Expectations (2)	Exceeding Expectations (3)
3	9	8
15%	45%	40%



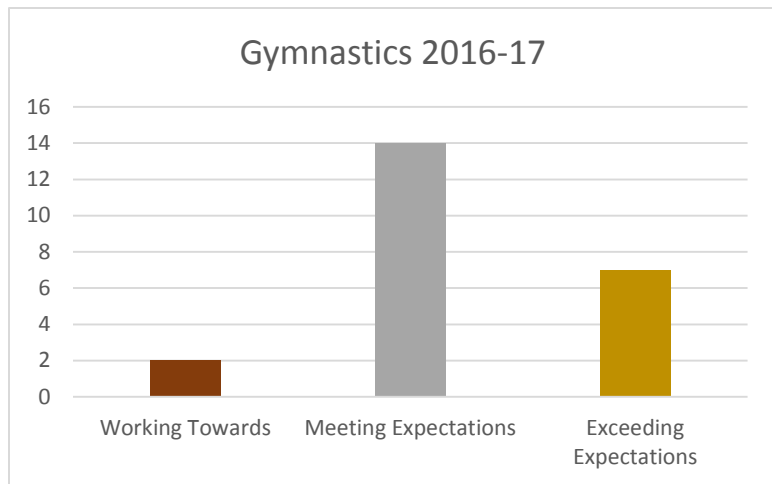
Year 3



OAAC 2016-17			Net and Wall 2016-17			Dance 2016-17		
Working Towards (1)	Meeting Expectations (2)	Exceeding Expectations (3)	Working Towards (1)	Meeting Expectations (2)	Exceeding Expectations (3)	Working Towards (1)	Meeting Expectations (2)	Exceeding Expectations (3)
1	22	0	2	17	4	0	18	5
4%	96%	0%	9%	74%	17%	0%	78%	22%



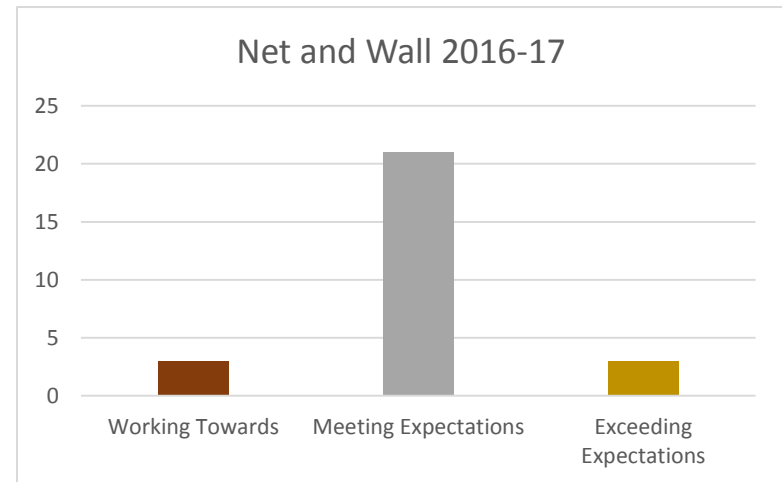
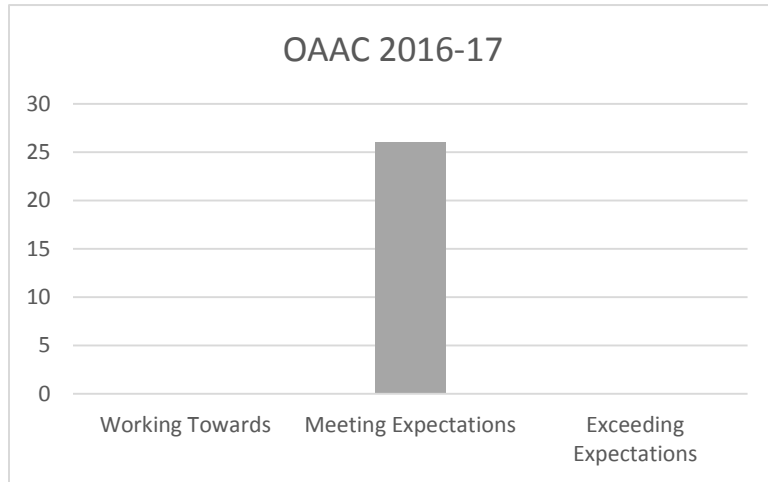
Year 3



Gymnastics 2016-17			Invasion Games 2016-17		
Working Towards (1)	Meeting Expectations (2)	Exceeding Expectations (3)	Working Towards (1)	Meeting Expectations (2)	Exceeding Expectations (3)
2	14	7	4	13	4
9%	61%	30%	19%	62%	19%



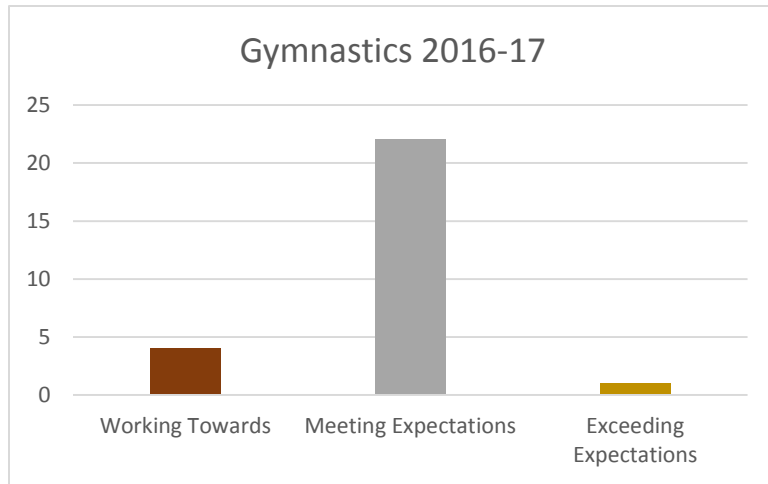
Year 4



OAAC 2016-17			Net and Wall 2016-17			Dance 2016-17		
Working Towards (1)	Meeting Expectations (2)	Exceeding Expectations (3)	Working Towards (1)	Meeting Expectations (2)	Exceeding Expectations (3)	Working Towards (1)	Meeting Expectations (2)	Exceeding Expectations (3)
0	26	0	3	21	3	2	20	5
0%	100%	0%	11%	78%	11%	7%	74%	19%



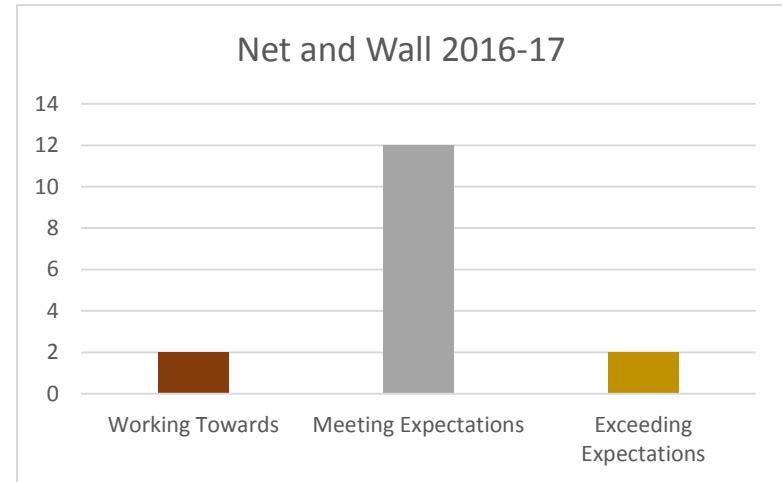
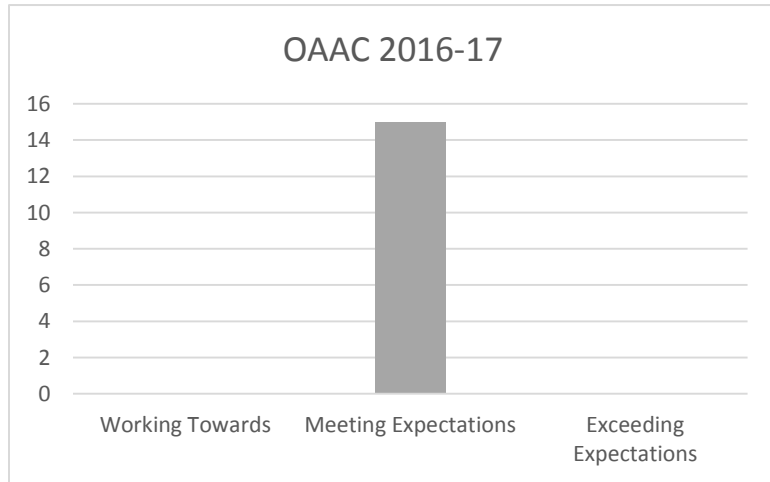
Year 4



Gymnastics 2016-17			Invasion Games 2016-17		
Working Towards (1)	Meeting Expectations (2)	Exceeding Expectations (3)	Working Towards (1)	Meeting Expectations (2)	Exceeding Expectations (3)
4	22	1	2	22	3
15%	81%	4%	8%	81%	11%



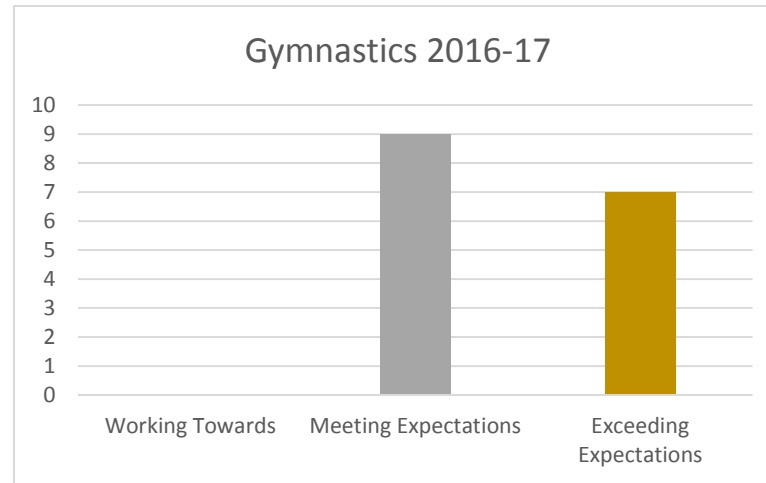
Year 5



OAAC 2016-17			Net and Wall 2016-17			Dance 2016-17		
Working Towards (1)	Meeting Expectations (2)	Exceeding Expectations (3)	Working Towards (1)	Meeting Expectations (2)	Exceeding Expectations (3)	Working Towards (1)	Meeting Expectations (2)	Exceeding Expectations (3)
0	15	0	2	12	2	2	10	4
0%	100%	0%	12.5%	75%	12.5%	12.5%	62.5%	25%



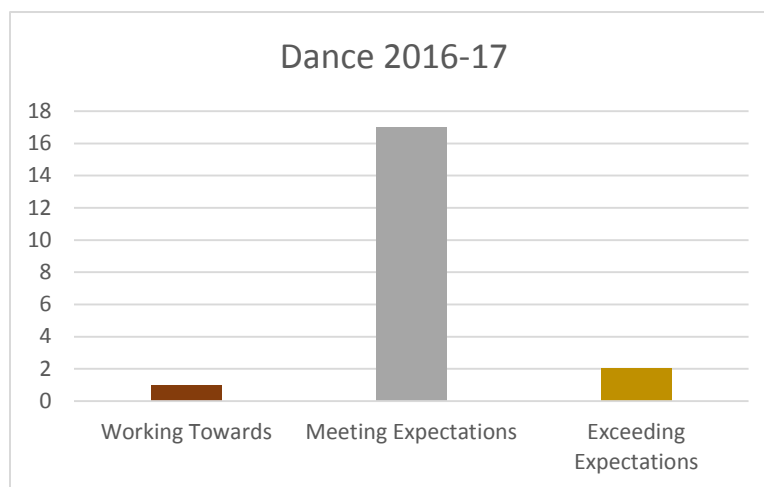
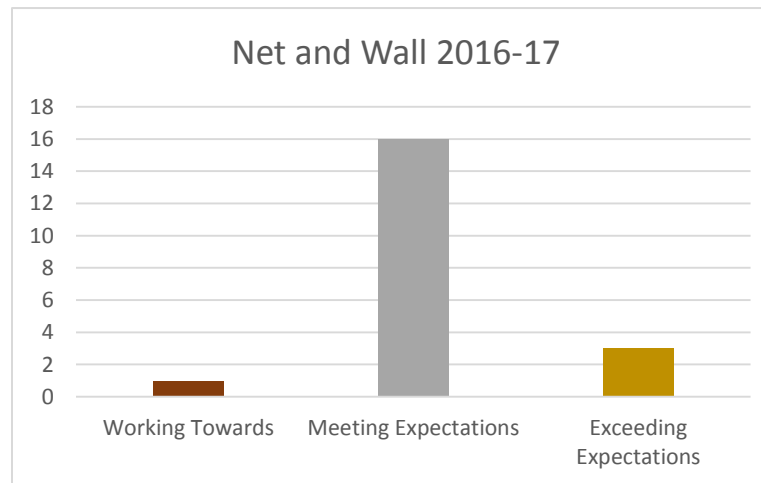
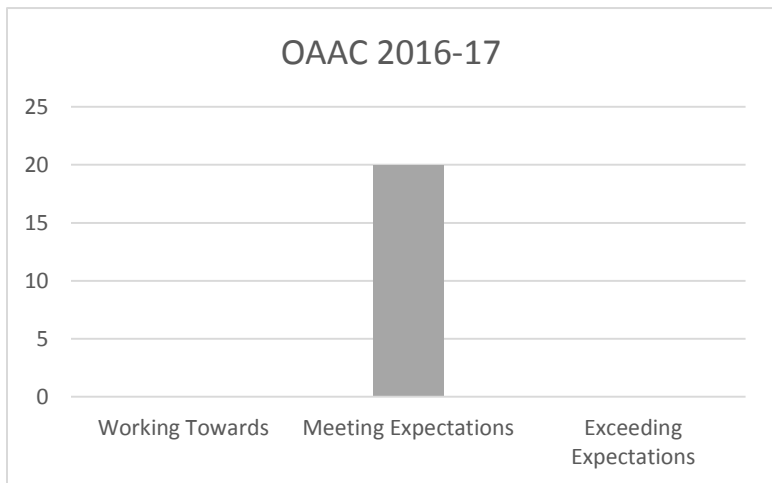
Year 5



Gymnastics 2016-17		
Working Towards (1)	Meeting Expectations (2)	Exceeding Expectations (3)
0	9	7
0%	56%	44%



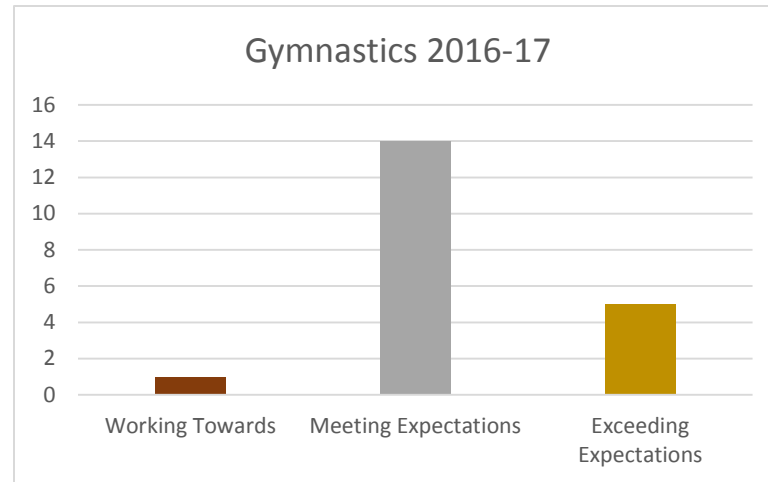
Year 6



OAAC 2016-17			Net and Wall 2016-17			Dance 2016-17		
Working Towards (1)	Meeting Expectations (2)	Exceeding Expectations (3)	Working Towards (1)	Meeting Expectations (2)	Exceeding Expectations (3)	Working Towards (1)	Meeting Expectations (2)	Exceeding Expectations (3)
0	20	0	1	16	3	1	17	2
0%	100%	0%	5%	80%	15%	5%	85%	10%



Year 6



Gymnastics 2016-17		
Working Towards (1)	Meeting Expectations (2)	Exceeding Expectations (3)
1	14	5
5%	70%	25%