

























Y3 Spanish Scheme of Work Overview





Symbols key:






Culture	Vocabulary	Listening	Speaking	Reading	Writing	Phonics	Grammar	Singing	Watching	Collaborative learning
										





Week	Learning Outcomes	KS2 Framework objectives	NC levels	Skills
1: Greetings and Spanish culture	Understand that Spanish is spoken in Spain and elsewhere. Say and respond to <i>buenos días, hola, adiós hasta pronto</i> and <i>hasta luego</i> .	O3.1 Listen and respond to simple rhymes, stories and songs. O3.4 Listen attentively and understand everyday words. KAL Recognise conventions of politeness. IU3.2 Locate country/countries where the language is spoken. IU3.3 Identify social conventions in other cultures. LLS Practise new language with a friend.	Listening: 1b Speaking: 1b Reading: 1b Writing: 1b	
2: Greetings and classroom instructions	Say and respond to <i>buenos días, hola, buenas tardes</i> and <i>adiós</i> Say and respond to <i>¿qué tal?, ¿y tú?, muy bien, no muy bien</i> and <i>regular</i> .	O3.1 Listen and respond to simple rhymes, stories and songs. O3.4 Listen attentively and understand everyday words. KAL Recognise conventions of politeness. IU3.3 Identify social conventions in other cultures. LLS Practise new language with a friend. LLS Use actions to aid memorisation.	Listening: 2c Speaking: 2c Reading: 1b	
3: Classroom instructions	Say and respond to <i>silencio, escuchad, mirad, repetid, levantaos</i> and <i>sentaos</i> . Understand that in Spanish 'ci' is pronounced with a soft lisp sound.	O3.4 Listen attentively and understand everyday instructions and everyday classroom language. LLS Use actions to aid memorisation. LLS Look at the face of the person speaking and listen attentively.	Listening: 1b Speaking: 1b/ 2c Reading: 1b	






		LLS Use gestures to show they understand.		
4: Animals	<i>Say and respond to un gato, un cerdo, un conejo, una serpiente, un perro, una tortuga and un ratón.</i> Learn to sing a well-known Spanish song. Learn how to pronounce the phoneme r.	O3.3 Perform simple communicative tasks using single words (recall and retain new vocabulary) O3.4 Listen attentively and understand everyday instructions and everyday classroom language. KAL Imitate pronunciation of sounds. LLS Use actions to aid memorisation. LLS Use gestures to show they understand.	Listening: 1b Speaking: 1b Reading: 1b	
5: At the pet shop	<i>Say and respond to un gato, un cerdo, un conejo, una serpiente, un perro, una tortuga and un ratón.</i> Listen to and understand a simple story.	O3.1 Listen and respond to simple rhymes, stories and songs. KAL Imitate pronunciation of sounds. KAL Recognise how sounds are represented in written form. LLS Use actions to aid memorisation. LLS Use gestures to show they understand.	Listening: 2c Speaking: 2a Reading: 2b Writing: 1b	
6: Numbers and plurals	<i>Say and respond to un gato, un perro, un cerdo, un conejo, una tortuga, una serpiente and un ratón.</i> <i>Say and respond to uno, dos, tres and can form plurals.</i> <i>Understand aquí hay.</i>	O3.2 Recognise and respond to sound patterns and words. O3.4 Listen attentively KAL Imitate pronunciation of sounds. LLS Recognise words which the teacher mouths silently. LLS Use gestures to show they understand.	Listening: 2c Speaking: 2c Reading: 2c Writing: 2c	
7: Connectives and simple sentences	<i>Say and respond to aquí hay and y and form a simple sentence using these words.</i> Learn how to pronounce the phoneme i.	O3.2 Recognise and respond to sound patterns and words. O3.3 perform simple communicative tasks using phrases and short sentences. KAL Imitate pronunciation of sounds. KAL Recognise commonly used rhyming sounds. L3.1 Recognise some familiar words in written form.	Listening: 2c Speaking: 2c Reading: 2c Writing: 2c	



<p>8: Gender</p>	<p>Start to understand the concept of gender and how <i>un</i> and <i>una</i> point to different genders. Pronounce <i>un</i> and <i>una</i> correctly.</p>	<p>O3.2 Recognise and respond to sound patterns and words. KAL Imitate pronunciation of sounds. KAL Identify specific sounds, phonemes and words. L3.1 Recognise some familiar words in written form. LLS Compare the language with English.</p>	<p>Listening: 1a Speaking: 1a Reading: 1a Writing: 2b</p>	
<p>9: Memorisation & storytelling</p>	<p>Start to develop memorisation strategies for a foreign language. Take part in a dramatical retelling of a story.</p>	<p>O3.2 Recognise and respond to sound patterns and words. KAL Imitate pronunciation of sounds. KAL Identify specific sounds, phonemes and words. LLS Recognise some familiar words in written form. LLS Compare the language with English.</p>	<p>Listening: 2b Speaking: 2b Reading: 2b Writing: 2c</p>	
<p>10: Me llamo</p>	<p>Say <i>me llamo</i> and say and respond to <i>¿y tú?</i> Devise and take part in a simple role play.</p>	<p>O3.1 Listen and respond to songs. O3.3 Perform simple communicative tasks using single words, phrases and short sentences. KAL Imitate pronunciation of sounds. LLS Recognise some familiar words in written form.</p>	<p>Listening: 2c Speaking: 2c Reading: 2c Writing: 2c</p>	
<p>11: Spanish names</p>	<p>Say and respond to <i>me llamo</i> and <i>¿y tú?</i> Start to recognise the sound-spelling link and identify certain phonemes that are pronounced differently in Spanish.</p>	<p>O3.1 Listen and respond to songs. O3.2 Recognise and respond to sound patterns and words. O3.3 Perform simple communicative tasks using single words, phrases and short sentences. KAL Recognise that languages describe familiar things differently. KAL Identify specific sounds, phonemes and words. LLS Experiment with the writing of simple words.</p>	<p>Listening: 2c Speaking: 2c Reading: 2c Writing: 1b</p>	
<p>12: Soy and Mi mamá story</p>	<p>Say and respond to <i>soy</i> and form a sentence with the phrase. Identify cognates in Spanish.</p>	<p>O3.1 Listen and respond to simple rhymes, stories and songs. O3.2 Recognise and respond to sound patterns and words. O3.3 Perform simple communicative tasks using single words, phrases and short sentences. LLS Use the context of what they see/read to determine some of the meaning.</p>	<p>Listening: 2b Speaking: 2b Reading: 2b</p>	

<p>Christmas</p>	<p>Learn a Spanish Christmas song and make a Spanish Christmas card. Enjoy a simple Christmas-themed story and learn some vocabulary relating to Christmas.</p>	<p>LLS Compare the language with English. O3.1 Listen and respond to simple rhymes, stories and songs. IU3.3 Identify social conventions in other cultures. KAL Recognise that languages describe familiar things differently. LLS Use the context of what they read to determine some of the meaning. LLS Compare the language with English.</p>	<p>Listening: 2a Speaking: 1a Reading: 2a Writing: 1b</p>	
<p>13: Colours and Aliens story</p>	<p>Say and respond to eight colours: <i>azul, rojo, amarillo, verde, de color rosa, marrón, gris, de color naranja</i> Use <i>soy</i> with a colour.</p>	<p>O3.1 Listen and respond to simple rhymes, stories and songs. O3.2 Recognise and respond to sound patterns and words. O3.4 Listen attentively and understand instructions. KAL Imitate pronunciation of words. KAL Hear main word classes. KAL Recognise how sounds are represented in written form. LLS Play games to aid memorisation.</p>	<p>Listening: 2b Speaking: 2c Reading: 2b Writing: 1b</p>	
<p>14: Colours and opinions</p>	<p>Give a simple opinion <i>me gusta</i> or <i>detesto</i> about a colour. Learn when to add an <i>-n</i> onto the end of <i>gusta</i>. Use <i>los/las</i> with an animal when giving an opinion about it.</p>	<p>O3.1 Listen and respond to simple rhymes, stories and songs. O3.2 Recognise and respond to sound patterns and words. O3.4 Listen attentively and understand instructions. KAL Hear main word classes. KAL Recognise how sounds are represented in written form.</p>	<p>Listening: 2c Speaking: 2c Reading: 2c Writing: 2c</p>	
<p>15: Word order of adjectives</p>	<p>All can understand, write and say a sentence describing the colour of an animal using the correct word order. Some can use two different colours and a connective to describe an animal.</p>	<p>KAL Hear main word classes. KAL Recognise how sounds are represented in written form. KAL Recognise that languages describe familiar things differently. LLS Play games to aid memorisation. LLS Write new words. L3.3 Experiment with the writing of simple words.</p>	<p>Listening: 2b Speaking: 2b Reading: 2b Writing: 2b</p>	

<p>16: Word order and opinions</p>	<p>Use two different colours and a connective to describe an animal. Give an opinion about the animal.</p>	<p>KAL Hear main word classes. KAL Recognise how sounds are represented in written form. O3.3 Perform simple communicative tasks using single words, phrases and short sentences. O3.4 Listen attentively LLS Play games to aid memorisation.</p>	<p>Listening: 2a Speaking: 2a Reading: 2a</p>	
<p>17: The enormous turnip</p>	<p>Listen and respond to a simple story using repetition and gestures. Sing a well-known traditional Spanish song.</p>	<p>O3.1 Listen and respond to a simple story and rhyme. L3.2 Read aloud familiar words. LLS Use the context of what they see/ read to determine some of the meaning. LLS Use gestures to show they understand. LLS Play games to aid memorisation.</p>	<p>Listening: 2a Speaking: 2b Reading: 2a</p>	
<p>18: Numbers 1-10</p>	<p>Understand and act out a simple story Understand and say numbers 1-10 and zero in Spanish and do simple addition and subtraction sums using these numbers.</p>	<p>O3.1 Listen and respond to a simple story and rhyme. L3.3 Experiment with the writing of simple words. LLS Use gestures to show they understand. LLS Play games to aid memorisation.</p>	<p>Listening: 2a Speaking: 2a Reading: 2a Writing: 1b</p>	
<p>19: Numbers and tengo</p>	<p>Understand and say numbers 1-10 and zero in Spanish and do simple addition and subtraction sums using these numbers. Understand and use <i>tengo</i> and know the difference between <i>tengo</i> and <i>soy</i>.</p>	<p>O3.3 Perform simple communicative tasks using single words and phrases. L3.3 Experiment with the writing of simple words. O3.2 Recognise and respond to sound patterns in words. O3.4 Listen attentively. LLS Play games to aid memorisation.</p>	<p>Listening: 2b Speaking: 2b Reading: 2b Writing: 2b</p>	
<p>20: Age</p>	<p>Understand someone asking how old they are (<i>¿cuántos años tienes?</i>) and reply using a sentence stating their age. Learn how to pronounce the phoneme ñ.</p>	<p>O3.2 Recognise and respond to sound patterns and words. O3.4 Listen attentively L3.3 Experiment with the writing of simple words. KAL Recognise the languages describe familiar things differently. LLS Compare the language with English.</p>	<p>Listening: 2b Speaking: 2b Reading: 2b Writing: 2b</p>	

<p>21: Definite (el,le,los, las) and indefinite articles (un,una)</p>	<p>Understand the difference between <i>el/la/los/las</i> and <i>un/una/unos/unas</i> in Spanish and know when to use each type of article. Take part in a simple role play based on a story.</p>	<p>O3.1 Listen and respond to a simple story. O3.3 Perform simple communicative tasks using short sentences. IU3.3 Identify social conventions. KAL Hear main word classes. LLS Use the context of what they see/ read to determine some of the meaning. LLS Recognise words which the teacher mouths silently.</p>	<p>Listening: 2a Speaking: 2a Reading: 2a Writing: 2c</p>	
<p>Easter</p>	<p>Understand and enjoy an Easter-themed story. Sing a Spanish song.</p>	<p>O3.1 Listen and respond to simple rhymes, stories and songs. L3.3 Recognise some familiar words in written form. KAL Recognise question forms and negatives. KAL Imitate pronunciation of sounds.</p>	<p>Listening: 2a Reading: 2a</p>	
<p>22: Quisiera</p>	<p>Understand the phrase <i>¿Qué quisieras?</i> Use the phrase <i>quisiera</i> in appropriate contexts.</p>	<p>O3.3 Perform simple communicative tasks using short sentences. L3.1 Recognise some familiar words in written form. LLS Use the context of what they see/ read to determine some of the meaning. LLS Practise new language with a friend. LLS Look at the face of the person speaking and listen attentively. LLS Play games to aid memorisation.</p>	<p>Listening: 2a Speaking: 2a Reading: 2a</p>	
<p>23: The connective 'pero'</p>	<p>Create sentences using the language <i>me gusta/ detesto ... pero quisiera.</i></p>	<p>O3.3 Perform simple communicative tasks using short sentences. L3.1 Recognise some familiar words in written form. LLS Use the context of what they see/ read to determine some of the meaning. LLS Practise new language with a friend. LLS Recognise words which the teacher mouths silently. LLS Play games to aid memorisation.</p>	<p>Listening: 2a Speaking: 2a Reading: 2a Writing: 2a</p>	

<p>24: Es & the Hare and the Tortoise</p>	<p>Practise opinion phrases <i>me gusta/detesto ...</i> Practise extending sentences with <i>pero</i>. Learn the high frequency word <i>es</i>. Learn new animal nouns.</p>	<p>O3.3 Perform simple communicative tasks using short sentences. L3.1 Recognise some familiar words in written form. LLS Use the context of what they see/ read to determine some of the meaning. LLS Practise new language with a friend. LLS Recognise words which the teacher mouths silently. LLS Play games to aid memorisation.</p>	<p>Listening: 2a Speaking: 2a Reading: 2a Writing: 2a</p>	
<p>25: También</p>	<p>Ask questions with <i>¿quién es?</i> Extend sentences with <i>y</i> and <i>también</i>.</p>	<p>O3.1 Listen and respond to stories O3.2 Recognise and respond to sound patterns and words O3.3 Perform simple communicative tasks LLS Practise new language with a friend. LLS Use the context of what they see to determine meaning.</p>	<p>Listening: 2a Speaking: 2a Reading: 2a Writing: 2c</p>	
<p>26: Numbers 1-15</p>	<p>Revise numbers 1-10 Learn numbers 11-15. Learn how to pronounce the phoneme <i>ce/ci/z</i>.</p>	<p>O3.2 Recognise and respond to sound patterns and words. L3.1 Recognise some familiar words in written form. KAL Identify specific sounds, phonemes and words. LLS Play games to aid memorisation.</p>	<p>Listening: 2b Speaking: 2b Reading: 2b Writing: 2b</p>	
<p>27: Days of the week</p>	<p>Revise <i>me gusta/¿y tú?</i> and learn days of the week. Learn how to pronounce the <i>r</i> phoneme correctly.</p>	<p>O3.2 Recognise and respond to sound patterns and words. L3.1 Recognise some familiar words in written form. L3.3 Experiment with the writing of simple words. KAL Identify specific sounds, phonemes and words. LLS Play games to aid memorisation.</p>	<p>Listening: 2b Speaking: 2c-3c Reading: 2b</p>	
<p>28: Revision and raps</p>	<p>Revise days of the week. Create a rap based on much of the language they have covered in Y3 in Spanish.</p>	<p>O3.3 Perform simple communicative tasks using single words, phrases and short sentences. L3.3 Experiment with the writing of simple words. KAL Identify specific sounds, phonemes and words. KAL Imitate pronunciation of sounds. LLS Practise new language with a friend.</p>	<p>Listening: 2a Speaking: 2c-3c Reading: 2a Writing: 2c-3c</p>	

<p>29: Assessment & rap performance</p>	<p>Perform a rap based on much of the language they have covered in Y3 in Spanish. Complete an assessment in the different language skills, if desired.</p>	<p>O3.3 Perform simple communicative tasks using single words, phrases and short sentences. O3.4 Listen attentively and understand everyday language. L3.1 Recognise some familiar words in written form. L3.3 Experiment with the writing of simple words. KAL Notice the spelling of familiar words.</p>	<p>Listening: 1a-2a Speaking: 1a-2a Reading: 1a-2a Writing: 1a-2a</p>	
<p>30: Barcelona</p>	<p>Revise opinions and connectives. Learn about location of Barcelona. Learn about four famous Barcelona landmarks.</p>	<p>LLS Use the context of what they see/read to determine some of the meaning. IU3.3 Identify social conventions at home and in other cultures L3.1 Recognise some familiar words in written form. IU3.4 Make direct or indirect contact with the country/countries where the language is spoken.</p>	<p>Listening: 3c Speaking: 2b-3c Reading: 3c Writing: 2b-3c</p>	






Y4 Spanish Scheme of Work Overview





Symbols key:


Culture	Vocabulary	Listening	Speaking	Reading	Writing	Phonics	Grammar	Singing	Watching	Collaborative learning
---------	------------	-----------	----------	---------	---------	---------	---------	---------	----------	------------------------













Week	Learning Outcomes	KS2 Framework objectives	NC levels	Skills
1: Animals and classroom instructions	Revise animals learnt in Y3. Revise classroom instructions.	O4.2 Listen for specific words and phrases. L4.1 Read and understand a range of familiar written phrases. L4.3 Read some familiar words aloud and pronounce them accurately. LLS Use mental associations to help remember words.	Listening: 2a Speaking: 2a Reading: 2a	
2: Animals and a poem	Revise animals learnt in Y3. Learn words for four new animals in Spanish. Start to learn how to use a bilingual Spanish-English dictionary. Read and practise reciting an authentic Spanish poem.	O4.1 Memorise and present a short spoken text L4.2 Follow a short familiar text, listening and reading at the same time. L4.3 Read some familiar words aloud and pronounce them accurately. LLS Use mental associations to help remember words. LLS Use a dictionary to look up spellings.	Listening: 2a Speaking: 2a Reading: 2a	
3: Monsieur Gentil's day out	Revise words for animals. Listen to and respond to a Spanish story. Present an authentic Spanish poem.	O4.1 Memorise and present a short spoken text L4.2 Follow a short familiar text, listening and reading at the same time. L4.3 Read some familiar words aloud and pronounce them accurately. ICU Compare traditional stories. KAL Identify a different writing system.	Listening: 3b Speaking: 2a Reading: 3b	
4:	Listen to and respond to a Spanish story. Learn part of a story using actions to support	O4.1 Memorise and present a short spoken text. L4.3 Read some familiar words aloud and pronounce them accurately.	Listening: 3a Speaking: 3c	






Talk4Writing : learning a story	memorisation. Present an authentic Spanish poem.	KAL Use question forms. KAL Apply phonic knowledge of the language to support reading and writing.	Reading: 3a	
5: Parts of the body	Learn parts of the body, being able to say and understand them orally. Be able to read and write parts of of the body. Be able to identify the 'z' sound and say a tongue twister with the sound in.	O4.1 Memorise and present a short spoken text. O4.3 Listen for sounds, rhymes and rhythm. L4.2 Follow a short, familiar text, identifying common spelling patterns in letter strings. LLS Read and memorise words.	Listening: 2b Speaking: 3c Reading: 3c	
6: Colours	Be able to say and understand parts of the body. Be able to read, say and understand words for colours. Start to use a bilingual dictionary to find out plurals and genders.	O4.3 Listen for sounds, rhymes and rhythm. L4.2 Follow a short, familiar text, identifying common spelling patterns in letter strings; use physical response to show understanding of specific words. LLS Read and memorise words. LLS Use context and previous knowledge to determine meaning and pronunciation. KAL Reinforce and extend recognition of word classes.	Listening: 2a Speaking: 3c Reading: 3c	
7: Monsters!	Learn the words <i>grande</i> and <i>pequeño</i> to describe size. Learn five words for facial features. Learn how to find the plural form of nouns in a bilingual dictionary.	O4.4 Ask and answer questions. L4.2 Follow a short, familiar text, identifying common spelling patterns in letter strings; use physical response to show understanding of specific words. LLS Read and memorise words. KAL Use question forms.	Listening: 2a Speaking: 2a Reading: 3c Writing: 2b	
8: Adjective agreements	Start to understand that adjectives must agree with the noun they describe. Start to recongise the adjective agreement rule.	L4.2 Follow a short, familiar text, identifying common spelling patterns in letter strings; use physical response to show understanding of specific words. L4.4 Write simple words and phrases using a model	Listening: 2c Reading: 3b Writing: 2a	




	Start to apply the adjective agreement rule.	LLS KAL KAL	and some words from memory. Read and memorise words. Reinforce and extend recognition of word classes. Recognise and apply simple agreements.		
9: The hungry monster	Recognise the adjective agreement rule. Start to apply the adjective agreement rule. Learn some words for food items in Spanish.	L4.2 L4.4 IU KAL	Follow a short, familiar text, identifying common spelling patterns in letter strings; use physical response to show understanding of specific words. Write simple words and phrases using a model and some words from memory. Compare traditional stories. Recognise and apply simple agreements.	Listening: 3c Reading: 3c Writing: 2b-3b	
10: Food	Learn some words for food items. Pronounce words with the 'a' sound. Learn part of a story.	L4.2 L4.3 KAL LLS	Follow a short, familiar text, identifying common spelling patterns in letter strings; use physical response to show understanding of specific words. Listen for sounds, rhyme and rhythm, identifying specific phonemes. Apply phonic knowledge to support reading and writing. Use mental associations to help remember words.	Listening: 3c Reading: 3c Writing: 2b-3b	
11: Opinions about food	Give opinions with reasons about food. Develop reading strategies to work out the meaning of new words. Learn a poem.	O4.4 L4.1 L4.4 KAL LLS LLS	Ask and answer questions on several topics. Read and understand a range of familiar written phrases. Write simple words and phrases using a model or working from memory. Apply phonic knowledge to support reading and writing. Use context & previous knowledge to determine meaning. Use a dictionary to look up meanings.	Listening: 3b Reading: 3b Writing: 2a-3b Speaking: 2a-3b	
12: Goldilocks	Give opinions with reasons about food. Take part in a conversation asking for and giving opinions about different foods.	O4.4 L4.2	Ask and answer questions on several topics. Follow a short familiar text, listening and reading at the same time.	Listening: 3b Reading: 3b Speaking: 2a-	

story	Read and interact with a traditional fairy tale.	<p>KAL Recognise and apply simple agreements, singular & plural</p> <p>IU Compare traditional stories.</p> <p>LLS Use context & previous knowledge to determine meaning.</p> <p>LLS Use a dictionary to look up meanings.</p>	3b	
Christmas: the snowman	<p>Be able to say and understand parts of the body.</p> <p>Be able to understand and recite an authentic Spanish poem.</p> <p>Learn about some Christmas traditions in Spain.</p>	<p>O4.1 Memorise and present a short spoken text.</p> <p>L4.2 Follow a short, familiar text, identifying common spelling patterns in letter strings; use physical response to show understanding of specific words.</p> <p>IU Learn about festivals and celebrations in different cultures</p> <p>LLS Use context and previous knowledge to determine meaning</p>	<p>Listening: 3c</p> <p>Reading: 3c</p>	
13: Shopping for food and pronunciation	<p>Read and act out a traditional tale.</p> <p>Revise <i>quisiera</i> and use it with different food items.</p> <p>Pronounce words with the 'qu' sound.</p>	<p>O4.4 Listen for sounds, rhyme and rhythm.</p> <p>L4.1 Read and understand a range of familiar written phrases.</p> <p>L4.2 Follow a short familiar text, listening and reading at the same time.</p> <p>KAL Apply phonic knowledge of the language to support reading and writing.</p> <p>LLS Use context & previous knowledge to determine meaning.</p>	<p>Reading: 3b</p> <p>Speaking: 2b-3b</p>	
14: Numbers 1-15 revision and months	<p>Revise food items and numbers 1-15.</p> <p>Learn words for months.</p> <p>Pronounce words with the 'r' sound.</p>	<p>O4.4 Listen for sounds, rhyme and rhythm.</p> <p>L4.1 Read and understand a range of familiar written phrases.</p> <p>KAL Apply phonic knowledge of the language to support reading and writing.</p> <p>LLS Use context & previous knowledge to determine meaning.</p> <p>LLS Use mental association to help remember words.</p>	<p>Reading: 2a</p> <p>Speaking: 2b</p> <p>Listening: 2a</p>	
15: Numbers 1-31 and	<p>Revise words for months and numbers 1-15.</p> <p>Learn numbers 16-31.</p> <p>Be able to do some maths in Spanish including</p>	<p>O4.4 Listen for sounds, rhyme and rhythm.</p> <p>L4.1 Read and understand a range of familiar written phrases.</p>	<p>Reading: 2a</p> <p>Speaking: 2b</p> <p>Listening: 2b</p>	

Spanish maths	division and multiplication.	L4.3 Read some familiar words and phrases aloud and pronounce them accurately. LLS Practise new language with a friend. LLS Use a dictionary to look up spellings.		
16: Dates, birthdays and name days	Revise numbers 1-31 and months. Learn how to understand and say and write dates. Learn about birthday traditions in Spain and saints days.	O4.2 Listen for specific words and phrases. O4.4 Ask and answer questions with a partner. L4.1 Read and understand a range of familiar written phrases. L4.4 Write simple words and phrases using a model and some words from memory. IU 4.1 Learn about festivals & celebrations in different cultures. LLS Practise new language with a friend.	Reading: 2a Speaking: 2a Listening: 2a Writing: 2a	
17: Personal descriptions	Revise parts of the face and adjectival agreements. Be able to understand and describe hair colour and type. Be able to understand and describe eye colour.	O4.2 Listen for specific words and phrases. L4.1 Read and understand a range of familiar written phrases. KAL Reinforce and extend recognition of word classes and understand their function. KAS Recognise and apply simple agreements, singular & plural LLS Read and memorise words.	Reading: 2a Speaking: 2a Listening: 2a	
18: Personal descriptions 2	Revise parts of the face and adjectival agreements. Be able to understand and describe size. Be able to pronounce words with the 'j' sound accurately.	O4.4 Ask and answer questions on several topics. L4.1 Read and understand a range of familiar written phrases. L4.4 Write simple phrases using a model and some words from memory KAL Reinforce and extend recognition of word classes and understand their function. KAS Recognise and apply simple agreements, singular & plural	Reading: 2a Speaking: 2a Writing: 2a	
19: Celebrity descriptions	Be able to describe someone else using the third person. Be able to use adjectives correctly in a sentence.	O4.1 Memorise and present a short spoken text. L4.2 Follow a short familiar text, reading and listening at the same time L4.4 Write simple phrases using a model and some words from memory.	Reading: 3b Speaking: 3b Writing: 3c	












	Enjoy a traditional story.	IU KAS	Compare traditional stories. Recognise and apply simple agreements, singular & plural.		
20: Little red riding hood	Enjoy a traditional story. Be able to memorise part of a story and recite a tongue twister in Spanish. Be able to pronounce words with the soft 'c' sound accurately.	O4.1 O4.2 O4.3 L4.2 L4.3	Memorise and present a short spoken text. Listen for specific words and phrases. Listen for sounds, rhyme and rhythm. Follow a short familiar text, reading and listening at the same time Read some familiar words aloud and pronounce them accurately.	Reading: 3b Listening: 3b Speaking: 3b	
21: Family	Learn words for family members. Start to recognise different words for 'my' in Spanish. Be able to ask and answer the question <i>¿Tienes hermanos?</i>	O4.2 O4.4 L4.3 L4.4	Listen for specific words and phrases. Ask and answer questions. Read some familiar words aloud and pronounce them accurately. Write simple words and phrases using a model and some words from memory.	Reading: 2a Listening: 2a Speaking: 2a	
Las Fallas festival	Learn about the importance of festivals in Spain. Learn about Las Fallas, the festival of San José in Valencia. Design their own 'ninot'.	IU LLS	Learn about festivals and celebrations in different cultures. Use a dictionary.	n/a	
22: Possessive adjectives	Revise words for family members. Learn the different words for 'my' in Spanish (possessive adjectives). Know when to use the correct word for 'my'.	L4.4 KAL IU4.1 LLS	Write simple words and phrases using a model and some words from memory. Recognise and apply simple agreements, singular and plural. Learn about celebrations in different cultures. Apply simple grammatical knowledge to experiment with writing.	Reading: 3c Writing: 3c	
23:	Revise the different words for 'my' in Spanish (possessive adjectives).	O4.2 O4.3 L4.3	Listen for specific words and phrases. Listen for sounds, rhyme and rhythm. Read some familiar words aloud and pronounce	Speaking: 2a	




Dictionary skills and pronunciation	Improve dictionary skills. Learn how to pronounce the phoneme 'i' correctly.	IU them accurately. Learn about festivals and celebrations in different cultures		
24: Clothes	Learn words for clothing. Use mental associations to remember words. Be able to ask and answer the question <i>¿Qué llevas?</i>	O4.2 Listen for specific words and phrases. O4.4 Ask and answer questions. L4.1 Read and understand a range of familiar written phrases. LLS Use context and previous knowledge to determine meaning and pronunciation. LLS Use mental associations to help remember words.	Reading: 2a Listening: 2a Speaking: 2a	
25: Clothes and colours	Revise words for clothing and colours. Use colours to describe clothing with correct adjectival agreements. Understand and write a short description of an outfit.	O4.2 Listen for specific words and phrases. O4.4 Ask and answer questions. L4.1 Read and understand a range of familiar written phrases. LLS Use context and previous knowledge to determine meaning and pronunciation. LLS Use mental associations to help remember words.meaning.	Reading: 2a Listening: 2a Speaking: 2a	
26: The hedgehog story	Enjoy a simple story about clothing. Understand aural descriptions of clothing. Remember words for clothing.	O4.2 Listen for specific words and phrases. L4.2 Follow short familiar text, listening and reading at the same time. LLS Use context and previous knowledge to determine meaning and pronunciation. LLS Use mental associations to help remember words.	Reading: 2a Listening: 2a	
27: Talk4Writing and revision	Memorise and present a short spoken text. Revise food and giving opinions with reasons. Find out about the lack of uniforms in Spain and give opinions about uniform.	O4.1 Memorise and present a short spoken text. L4.2 Follow short familiar text, listening and reading at the same time. KAL Apply phonic knowledge of the language to support reading. LLS Use mental associations to help remember words. LLS Read and memorise words.	Reading: 3b Listening: 2a Writing: 3b Speaking: 3b	





28: Revision	Revise words for parts of the body, colours, clothes, months, numbers, personal descriptions and family.	<p>O4.2 Listen for specific words and phrases. O4.4 Ask and answer questions. L4.1 Read and understand a range of familiar written phrases. LLS Use context and previous knowledge to determine meaning and pronunciation. LLS Use mental associations to help remember words.</p>	<p>Reading: 2a Listening: 2a Speaking: 2a</p>	
29: Assessments	Complete an assessment in the different language skills.	<p>O4.2 Listen for specific words and phrases. O4.4 Ask and answer questions on several topics. L4.1 Read and understand a range of familiar written phrases. L4.4 Write simple words and phrases from memory. KAL Recognise and apply simple agreements. LLS Use context and previous knowledge to determine meaning.</p>	<p>Listening: 1a-3a Speaking: 1a-3a Reading: 1a-3a Writing: 1a-3a</p>	
30: San Fermín festival project	<p>Learn about what happens at the San Fermín festival. Create a poster on the San Fermín festival.</p>	<p>O4.1 Listen for specific words and phrases. O4.4 Ask and answer questions on several topics. KAL Use question forms. IU4.1 Identify similarities and differences.</p>	<p>Listening: 3a Reading: 2a Writing: 1a-2a</p>	






Y5 and Y6 Spanish Scheme of Work Overview

Symbols key:






Culture	Vocabulary	Listening	Speaking	Reading	Writing	Phonics	Grammar	Singing	Watching	Collaborative learning
										






Week	Learning Outcomes	KS2 Framework objectives	NC levels	Skills
1: Classroom instructions and opinions	<p>Revise classroom instructions.</p> <p>Revise opinions.</p> <p>Learn how to pronounce the 'e' phoneme correctly.</p>	<p>O5.1 Prepare and practise a simple conversation, reusing familiar vocabulary and structures in new contexts.</p> <p>O5.2 Understand and express simple opinions.</p> <p>KAL Develop accuracy in pronunciation and intonation</p> <p>LLS Pronounce/ read aloud new words.</p>	<p>Listening: 2a/3c</p> <p>Speaking: 2a/3c</p>	
2: Sports and opinions	<p>Learn words for sports.</p> <p>Revise opinions.</p>	<p>O5.2 Understand and express simple opinions.</p> <p>L5.3 Write words, phrases and short sentences.</p> <p>KAL Develop accuracy in pronunciation and intonation.</p> <p>LLS Pronounce/ read aloud new words.</p> <p>LLS Use actions and rhymes to aid memorisation.</p>	<p>Listening: 2a/3c</p> <p>Speaking: 2a/3c</p> <p>Reading: 2a/3c</p> <p>Writing: 2a/3c</p>	
3: Sports, opinions and sports clothing	<p>Revise words for sports and opinions.</p> <p>Revise clothes and 'llevo' in the context of sports clothing.</p> <p>Learn the word 'para' and use it in context.</p>	<p>O5.2 Understand and express simple opinions.</p> <p>L5.2 Make simple sentences.</p> <p>KAL Manipulate language by changing an element in a sentence.</p> <p>IU5.1 Look at further aspects of everyday lives from the perspective of someone from another country.</p> <p>LLS Practise new language with a friend.</p>	<p>Listening: 2a/3c</p> <p>Speaking: 2a/3c</p> <p>Reading: 2a/3c</p> <p>Writing: 2a/3c</p>	







<p>4: Revise 'tener'</p>	<p>Revise <i>tengo</i> and learn <i>tienes, tiene</i> and <i>tenemos</i> (parts of <i>tener</i>). Revise how to pronounce the 'i' phoneme correctly.</p>	<p>O5.1 Practise a simple conversation, using familiar vocabulary in new contexts. L5.2 Make simple sentences. L5.3 Write words, phrases and short sentences, using a reference. KAL Manipulate language by changing an element in a sentence. LLS Apply grammatical knowledge to make sentences.</p>	<p>Listening: 2a/3c Speaking: 2a/3c Reading: 2a/3c Writing: 2a/3c</p>	
<p>5: Revise 'tener' with negative/ adjectival agreement</p>	<p>Revise <i>tengo</i> and learn <i>tienes, tiene</i> and <i>tenemos</i> (parts of <i>tener</i>) and use it with the negative. Enjoy a traditional story and revise how to pronounce the 'i' phoneme correctly. Revise the adjectival agreement rule and apply it in writing.</p>	<p>O5.3 Listen attentively and understand more complex phrases and sentences. L5.1 Re-read frequently a variety of short texts. KAL Understand and use negatives. LLS Apply grammatical knowledge to make sentences.</p>	<p>Listening: 3b Speaking: 2a Reading: 3b Writing: 2a</p>	
<p>6: Emperor's new clothes. Masculine and feminine forms</p>	<p>Enjoy a traditional story and act it out. Learn how to find the correct adjective ending for masculine and feminine forms in a dictionary.</p>	<p>O5.3 Listen attentively and understand more complex phrases and sentences. L5.1 Re-read frequently a variety of short texts. KAL Recognise the typical conventions of word order in the foreign language. LLS Use a dictionary or a word list.</p>	<p>Listening: 3b Speaking: 2a Reading: 3b Writing: 2a</p>	
<p>7: Weather</p>	<p>Learn how to describe the weather. Be able to give a simple weather forecast.</p>	<p>L5.2 Make simple sentences and short texts. IU 5.2 Recognise similarities and differences between places (geographical features and places in different countries). KAL Recognise the typical conventions of word order in the foreign language. LLS Use actions and rhymes to aid memorisation.</p>	<p>Listening: 2a Reading: 2a Writing: 2a</p>	



<p>8: Describing the weather</p>	<p>Learn how to describe the weather. Be able to give a simple weather forecast.</p>	<p>O5.4 Prepare a short presentation on a familiar topic. IU 5.3 Compare symbols, objects or products which represent their own culture with those of another country. KAL Manipulate language by changing an element in a sentence. LLS Plan and prepare - analyse what needs to be done to carry out a task.</p>	<p>Listening: 3a Speaking: 2a Writing: 2a</p>	
<p>9: Hobbies</p>	<p>Learn words for hobbies. Revise weather vocabulary. Pronounce the phoneme 'j' accurately.</p>	<p>O5.1 Prepare and practise a short conversation, reusing familiar vocabulary and structures in new contexts. L5.2 Make simple sentences. KAL Manipulate language by changing an element in a sentence. LLS Use actions and rhymes to aid memorisation.</p>	<p>Listening: 3c Reading: 3c Writing: 2b-3b</p>	
<p>10: Revise hobbies. Pets</p>	<p>Revise words for hobbies. Revise words for animals and learn four new words for pets. Understand and describe what pets people have using 'tener'.</p>	<p>O5.2 Understand and express simple opinions. L5.3 Write words, phrases and short sentences using a reference. KAL Apply knowledge of rules when building sentences. LLS Use context and previous knowledge to help understanding.</p>	<p>Listening: 3b Speaking: 2a-3b Writing: 2a-3b</p>	
<p>11: Pets Mexican legend</p>	<p>Revise words for pets. Enjoy a Mexican legend.</p>	<p>O5.3 Listen attentively and understand more complex phrases and sentences. L5.1 Read a variety of short texts. L5.2 Make simple sentences and short texts. KAL Appreciate that different languages use different writing conventions. IUC Compare products (stories) in their own culture with those of a different country.</p>	<p>Listening: 3a Speaking: 2a-3b Reading: 3a</p>	
<p>12: Poems</p>	<p>Learn how to work out which words in a poem rhyme. Learn how to pronounce the 'u' phoneme correctly. Write their own diamond poem in Spanish.</p>	<p>L5.1 Re-read frequently a variety of short texts. L5.3 Write words, phrases and short sentences, using a reference (use a bilingual dictionary). KAL Recognise patterns in simple sentences.</p>	<p>Listening: 3a Reading: 3a Writing: 2a</p>	

		<p>KAL Manipulate language by changing an element in a sentence.</p> <p>KAL Develop accuracy in pronunciation and intonation.</p>		
<p>Christmas: the snowman</p>	<p>Learn about the Epiphany tradition in Spain. Children enjoy and recite or memorise a poem. Children use a bilingual dictionary independently.</p>	<p>IU 5.1 Reflect on cultural issues using empathy and imagination to understand other people's experiences.</p> <p>IU 5.3 Compare symbols, objects or products which represent their own culture with those of another country learn about symbols and products from another.</p> <p>LLS Use context and previous knowledge to determine meaning</p>	<p>Listening: 4c Reading: 4c</p>	
<p>13: Baby Elephant story. Verb ser</p>	<p>Learn more parts of the verb 'ser' including in the negative form. Enjoy a simple story. Develop dictionary skills when looking up verbs.</p>	<p>O4.4 Listen for sounds, rhyme and rhythm.</p> <p>L4.1 Read and understand a range of familiar written phrases.</p> <p>L5.1 Re-read frequently a variety of short texts.</p> <p>L5.3 Write words, phrases and short sentences, using a reference (use a bilingual dictionary).</p> <p>KAL Understand and use negatives.</p> <p>LLS Apply grammatical knowledge to build sentences.</p> <p>LLS Use a dictionary or a word list.</p>	<p>Listening: 2a Reading: 2a Speaking: 3c Writing: 2a</p>	
<p>14: Numbers 1-31, sums Months and dates revision</p>	<p>Revise numbers 1-31 and terms for sums. Practise sums in Spanish. Revise months and say and understand dates.</p>	<p>O5.1 Prepare and practise a simple conversation, reusing familiar vocabulary.</p> <p>O5.3 Listen attentively.</p> <p>L5.3 Write words, phrases and short sentences, using a reference.</p> <p>KAL Manipulate language by changing an element in a sentence.</p> <p>LLS Practise new language with a friend.</p>	<p>Listening: 2a Reading: 2a Speaking: 2a Writing: 2a</p>	
<p>15: Revise 1-</p>	<p>Revise numbers 1-31 and terms for sums. Learn numbers 32-60</p>	<p>O5.1 Focus on correct pronunciation.</p> <p>O5.3 Listen attentively.</p>	<p>Listening: 2a Reading: 2a</p>	

31, practise sums	Practise sums in Spanish.	L5.3 Write words, phrases and short sentences, using a reference. KAL Develop accuracy in pronunciation and intonation. KAL Recognise patterns in simple sentences. LLS Practise new language with a friend.	Speaking: 2a Writing: 2a	
16: Schools subjects and Spanish schools	Learn words for school subjects. Learn how to pronounce words starting with 'h'. Learn about Spanish primary school timetables.	O5.1 Focus on correct pronunciation. O5.2 Understand and express simple opinions. O5.3 Listen attentively. KAL Develop accuracy in pronunciation and intonation. IUC 5.1 Look at further aspects of their everyday lives from the perspective of someone from another country.	Listening: 3b Reading: 2a	
17: Schools subjects, preferences	Describe preferences of school subjects and reasons why. Learn about a real primary school in Spain.	O5.1 Focus on correct pronunciation. O5.2 Understand and express simple opinions. O5.3 Listen attentively. KAL Develop accuracy in pronunciation and intonation. KAL Recognise patterns in simple sentences. IUC 5.1 Look at further aspects of their everyday lives from the perspective of someone from another country.	Listening: 3b Reading: 2a	
18: Tortoise birthday story, verb 'ir'	Listen to and memorise a story. Learn the different parts of the irregular verb 'ir'.	5.3 Listen attentively and understand more complex phrases and sentences 5.1 Re-read frequently a variety of short texts. KAL Recognise patterns in simple sentences. LLS Apply grammatical knowledge to make sentences. LLS Look and listen for visual and aural clues.	Listening: 3b Reading: 2a	
19: Revise 'ir' Transport	Make sentences using single word cards. Make texts using phrase cards. Revise the different parts of the irregular verb 'ir'.	L5.2 Make simple sentences and short texts: • make a sentence using single word cards • make a short text using word and phrase cards. L5.3 Write words, phrases and short sentences, using a reference.	Writing: 3b Reading: 3a	

	Use a dictionary to find out the meaning of some words for transport in Spanish.	KAL Apply knowledge of rules when building sentences. LLS Use a dictionary or a word list.		
20: Transport types	Revise and learn more words for transport in Spanish. Be able to say which form of transport you and others use. Use different parts of the irregular verb <i>ir</i>	O5.3 Listen attentively. L5.3 Write words, phrases and short sentences, using a reference. KAL Apply knowledge of rules when building sentences.	Writing: 3b Reading: 3b Listening: 3c	
21: Classroom items	Learn words for items in a classroom. Prepare a presentation about your school.	O5.4 Prepare a short presentation on a familiar topic. L5.3 Write words, phrases and short sentences, using a reference. LLS Use actions and rhymes to aid memorisation. LLS Use context and previous knowledge to help understanding.	Writing: 3c-4c Reading: 3c-4c Listening: 3c Speaking: 3c	
Easter: Semana Santa	Learn about the Semana Santa in Spain and Spanish speaking countries. Compare the way Easter is celebrated in the UK and France.	IU 5.1 Look at further aspects of their everyday lives from the perspective of someone from another country • reflect on cultural issues using empathy and imagination to understand other people's experiences. IU 5.3 Compare symbols, objects or products which represent their own culture with those of another country	n/a	
22: Possessive adjectives	Revise possessive adjectives and learn some new possessive adjectives. Give a presentation about your school.	O5.4 Prepare a short presentation on a familiar topic. L5.3 Write words, phrases and short sentences, using a reference. LLS Use actions and rhymes to aid memorisation. LLS Use context and previous knowledge to help understanding.	Writing: 3c-4c Reading: 3c-4c Listening: 3c Speaking: 3c	

				
23: Prepositions	Revise words for items in the classroom. Learn words for prepositions to be able to where something is located.	L5.2 Make simple sentences and short texts. KAL Recognise patterns in simple sentences. LLS Apply grammatical knowledge to make sentences.	Writing: 3a Reading: 3a Listening: 3a	
24: Revise prepositions	Revise words for prepositions to be able to where something is located. Pronounce the phoneme 'c accurately.	O5.3 Listen attentively and understand more complex phrases and sentences. KAL Recognise patterns in simple sentences. LLS Apply grammatical knowledge to make sentences. KAL develop accuracy in pronunciation and intonation.	Reading: 3a Listening: 3a Speaking: 3a	
25: Pronunciation	Revise words for items in a pencil case. Practise listening skills and pronunciation of key phonemes. Practise questions for forthcoming speaking assessment.	KAL Recognise patterns in simple sentences. KAL develop accuracy in pronunciation and intonation. LLS Look and listen for visual and aural clues.	Reading: 3a Listening: 3a Speaking: 3a	
26: Revision of 'ir'. Simple future	Revise parts of the irregular verb <i>ir</i> Learn how to form the simple future tense.	O5.3 Listen attentively and understand more complex phrases and sentences. L5.2 Make simple sentences and short texts KAL Recognise patterns in simple sentences. LLS Apply grammatical knowledge to make sentences. KAL Develop accuracy in pronunciation and intonation.	Reading: 4c Writing: 4c Speaking: 3a	
27: Revise 'simple future' Speaking	Revise how to form the simple future tense. Practise questions for the forthcoming speaking assessment.	L5.1 Prepare and practise a simple conversation. L5.2 Make simple sentences and short texts. KAL Recognise patterns in simple sentences. LLS Apply grammatical knowledge to make sentences. KAL Develop accuracy in pronunciation and intonation.	Reading: 3c-4c Writing: 3c-4c Speaking: 3c-4c	

practice				
28: Revision	Revise language learnt during Y5 and previously.	<p>O5.1 Prepare and practise a simple conversation. O5.2 Understand and express simple opinions. O5.3 Listen attentively and understand more complex phrases and sentences L5.1 Re-read frequently a variety of short texts. L5.2 Make simple sentences and short texts. L5.3 Write words, sentences and short phrases. KAL Recognise patterns in simple sentences. LLS Plan and prepare - analyse what needs to be done to carry out a task LLS Apply grammatical knowledge to make sentences. KAL Develop accuracy in pronunciation and intonation. KAL Understand and use negatives.</p>	<p>Reading: 3c-4c Writing: 3c-4c Speaking: 3c-4c</p>	
29: Assessments	Complete an assessment in the different language skills.	<p>O5.1 Prepare and practise a conversation. O5.2 Understand and express simple opinions. O5.3 Listen attentively and understand more complex phrases and sentences L5.1 Read a variety of short texts. L5.3 Write words, phrases and short sentences. KAL Apply knowledge of rules when building sentences. KAL Develop accuracy in pronunciation and intonation. LLS Look and listen for visual and aural clues.</p>	<p>Listening: 1a-3a Speaking: 1a-3a Reading: 1a-3a Writing: 1a-3a</p>	
30: The Day of the Dead tradition	Students learn about 'El día de los muertos' a Mexican tradition.	<p>O5.2 Understand and express simple opinions KAL Manipulate language by changing an element in a sentence. LLS Practise new language with a friend. IU5.3 Learn about symbols and products from another country</p>	<p>Listening: 4b Reading: 4b Speaking: 3c</p>	