

Bedwas High School

Governors' Annual Report to Parents 2015/16



A Foreword from the Chair of the Governing Body

As the new chair of the Governing Body it gives me great pleasure to write this foreword for the annual report to parents 2015/16. This year has been an extremely challenging one, with the introduction of additional technology and the changes to many teaching roles within the teaching staff. These changes have been necessary to ensure the school continues its drive forward to embed the improvements made last year. Sadly some of our valued and experienced staff retired or moved on to new opportunities however our remaining staff are as committed as ever to improving the standards of Teaching and Learning for all of our pupils.

Bedwas High School prides itself on upholding the schools motto of 'Caring and Achieving'. As Governors, we are acutely aware that all of our young people require a high quality education in order to prepare them effectively for life beyond school. However Bedwas is also fully committed to supporting individuals' wellbeing needs too. As a school we achieve a balance of both education and wellbeing support ensuring all of our young people have access to a range of interventions. These include; academic support and access to Learning Coaches, homework clubs and revision sessions, learning as part of our inclusion program 'Achieve', being part of the School Parliament, contributing to pupil voice activities, participating in restorative justice or Student Assistance Programs.

The performance of our pupils is improving year on year. Our A levels students performed extremely well achieving all of the school targets. 11% of pupils achieved A/A* grades and 74% A* to C grades, the second highest set of results for Bedwas. All 33 Year 13 pupils who applied to university were accepted by the institution of their choice.

At GCSE our students achieved records on all 4 of the main performance indicators with highlights including Science, achieving 75% at Level 1, Level 2 equalling last year's record of 72% and our Capped Points score reaching our best ever result at 302.

Key Stage 3 results were also at record levels and the Governing Body is extremely proud of how the developments in every program of study is ensuring continuous improvement.

Pupils at Bedwas have also developed excellent links with the community providing Christmas lunches, concerts and commitments to significant fundraising activities. Pupils raised nearly £5,000 in 2015/16 for various charities including Alzheimer's Society, Red Nose Day, Velindre Cancer Care and Children in Need.

As Governors we recognise the untiring efforts of all the staff at school whose hard work and professional devotion to duty has benefitted all of our pupils. Their commitment to providing enrichment and extra-curricular activities enhances pupils' educational experiences and aspirations. We would therefore like to thank them for their continued efforts.

Governors would also like to thank you the parents and carers for your continued support and input into our school. Your contributions make Bedwas a safe and happy place where our children can reach their full potential.

My greatest pleasure is thanking the students of Bedwas High School for their hard work and enthusiasm and for making Bedwas a key focus within the community.

Mrs Mary Howells

Chair of Governor

The Governing Body 2014 –2015

The table below shows the composition of the Governing Body including the category of each governor (which denotes by whom they were appointed/elected and the dates and term of office, which is in compliance with the School Standards Framework Act 1998.

Name	Representing
Mr N Bradley (Chair)	Co-opted Governor
Mr B Hollywell	
Mrs M Howell (Vice Chair)	
Mr T Howell	
Vacancy	
Ms L Jones (Cllr)	Local Authority
Vacancy	
D Havard (Cllr)	
D J Davies (Cllr)	
D Regan (Cllr)	
Mrs S Cox	Parent Governors
Mrs T Utting	
Mr G Ward	
Mrs S Lomas	
Mrs B Stone	
Mrs E Phipps McGill	
Mr P Ward	School
Mr P Dunn	
Miss R Minney	
Mr G Thomas	
Lewis Jukes	Associated (Students)
Katie Walters	

Our governors are drawn from different parts of the community, such as parents, staff, the local authority, the community, and other groups. This helps to ensure that the governing body has sufficient diversity of views and experience.

The governing body has a range of duties and powers and a general responsibility for the conduct of the school with a view to promoting high standards of educational achievement, including setting targets for student achievement, managing the school's finances, making sure the curriculum is balanced and broadly based.

The governing body has considerable discretion as to how to discharge its responsibilities but is required to constitute itself in line with the regulations and to appoint a chair and vice chair. The governing body may

delegate certain responsibilities to certain governors or committees of governors, although in general, it is not compelled to do so.

Governors have worked very closely with the Head Teacher during the academic year 2015/16 and we continue to have discussions regarding the development of the school. We believe that changes instigated during this year and last have had a very positive impact on raising standards and aspirations of our students. The Head Teacher will be giving the Governors up-dates on progress throughout the next academic year.

Again this year, Governors' completed a Self-Evaluation report on their roles and responsibilities. This was a very worthwhile exercise as Governors now have a clear picture of the areas within the school that they need to be more familiar with in order to support the school effectively.

Although not a statutory requirement, we decided to introduce 'link governors' in 2014/15 academic year. This role acts as a link between Head of Departments and the Governing Body. These Governors' meet on a regular basis with their chosen department and feedback to the Governing Body on any matter pertaining to each department. This has proven to be very positive.

The school produces a detailed School Development Plan annually. This is reviewed by governors termly.

The Chairperson of the Governing Body:

Mr Neil Bradley

11 Garth View, Bedwas, Caerphilly

The Clerk to the Governing Body:

Mr Steve Creswell

Governor Support Unit, EAS, Newport Civic Centre, Newport

Key Stage 3 Results Analysis

(Ages 11–14)

Level	Target			1			2			3			RESULT		
	5	6	7	5	6	7	5	6	7	5	6	7	5	6	7
CSI	74%	28%	3%	54	11	0	62	15	0	65	22	0	75		
English	80%	34%	6%	64	16	1	66	19	1	66	27	0	76	44	8
Maths	78%	50%	17%	61	32	4	76	38	6	91	46	0	91	59	26
Science	79%	54%	15%	68	20	2	73	28	1	73	35	0	76	44	13

There are 108 pupils in this year group

National Numeracy and Literacy Results

Year 9	National Numeracy Test			National Reading Test	
	2012-13	2013-14 Procedural	2013-14 Reasoning	2012-13	2013-14
Cohort					
Percentage <85	19	12	13	18	24
Percentage 85-115	77	69	63	68	68
Percentage >115	4	19	24	14	8
FSM Benchmarking					
Percentage ≥85	81	88	87	82	76
Benchmark Quartile ≥85	2	1	1	3	3
Percentage >115	4	19	24	14	8
Benchmark Quartile >115	4	1	1	3	4
Year 8	National Numeracy Test			National Reading Test	
	2012-13	2013-14 Procedural	2013-14 Reasoning	2012-13	2013-14
Cohort					
Percentage <85	18	20	18	22	29
Percentage 85-115	67	62	61	63	57
Percentage >115	15	18	20	16	15
FSM Benchmarking					
Percentage ≥85	82	80	82	78	81
Benchmark Quartile ≥85	2	2	2	2	4
Percentage >115	15	18	20	16	15
Benchmark Quartile >115	1	1	1	1	1
Year 7	National Numeracy Test			National Reading Test	
	2012-13	2013-14 Procedural	2013-14 Reasoning	2012-13	2013-14
Cohort					
Percentage <85		11	11		18
Percentage 85-115		68	68		68
Percentage >115		20	21		13
FSM Benchmarking					
Percentage ≥85		89	89		82
Benchmark Quartile ≥85		1	1		1
Percentage >115		20	21		13
Benchmark Quartile >115		1	1		1

Key Stage 4 Results Analysis

Years 10 and 11 (Ages 14—16)

	Target	1	2	3	RESULT
L2+	54-67%	37	43	47	51%
L2	84-88%	79	73	73	88%
L1	96-98%	99	96	98	98%
English	54-68%	47	50	51	54%
Maths	57-78%	52	63	65	71%
Science	55-84%	81	74	74	81%
There are 102 pupils in this year group					

Standards of Groups of Learners

Boy/Girl

	Target		1		2		3		RESULT	
L2+	B	G	B	G	B	G	B	G	B	G
			30	43	33	52	40	53		
L2	B	G	B	G	B	G	B	G	B	G
			77	80	71	75	70	75		

Free School Meals (FSM)

	Target	1	2	3	RESULT
L2+	48%	21	20	30	41%
L2	79%	55	53	52	78%

Key Stage 5 Results Analysis

Years 12 and 13 (Ages 16—18)

	Target	Results 2016 Pupils	Results 2015 82 Pupils
A*/A	9%	11%	11%
A* - C	78%	65%	73%
A* - E	100%	99%	97%
U's	0	0%	3%

Pupils Assessment of School and Self (PASS)

As a school it is imperative that our students play a part in their education and school life. We, as a forward thinking school, ensure that our students are heard and their opinions are listened to and, where possible, taken into account. There are a number of ways that we listen to our students whether that is via the completion of surveys (PASS), Student Voice or via our Student Parliament. Students (lessons permitting) are very much involved with the interview process of staff. Our Head Boy and Head Girl have monthly meetings with the Head Teacher, and attend Governor meetings. During the summer term students completed a survey on various aspects of their educational school life and themselves. As you can see from the information below we received excellent results/feedback.

Overall %									
Pass Factor	1	2	3	4	5	6	7	8	9
	Feelings about school	Perceived learning capability	Self-regard as a learner	Preparedness for learning	Attitudes to teacher	General work ethic	Confidence in learning	Attitudes to attendance	Response to curriculum demand
Centile score	33.7	41.2	47.3	51.3	36.2	60.1	49.0	36.3	45.2
Boys	45.8	49.2	46.5	54.2	56.4	58.9	55.3	53.4	47.1
Girls	31	43.3	48.1	48.2	36.8	61.4	41.8	33	43.2

Attendance

Since 2010 our overall school attendance has improved year on year to 94.3% for 2015/16. We are pleased to report that this made us the best secondary school in CCBC. This is the 5th year in a row we have exceeded both CCBC and All Wales. We are in the top 25% of schools in Wales for this benchmark. This year we had a total of 42 students who attained 100% attendance which is truly outstanding and shows how much our students love coming to their school.

Our target for the next academic year is 95.1% which we, as Governors, have every confidence that this will be achieved!

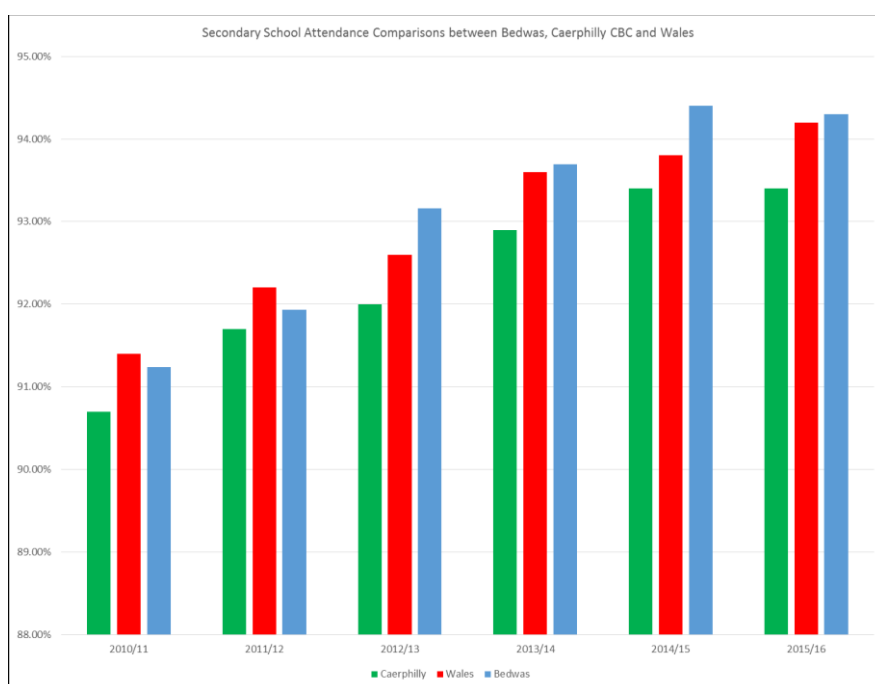
Attendance and Wellbeing Officer

Mrs L Bird is there to provide advice, support and guidance to our students, parents/carers and other partners in order to improve attendance at school, address disaffection and promote inclusion. Mrs Bird works with the Wellbeing Team Manager.

Attendance and Punctuality Co-ordinator

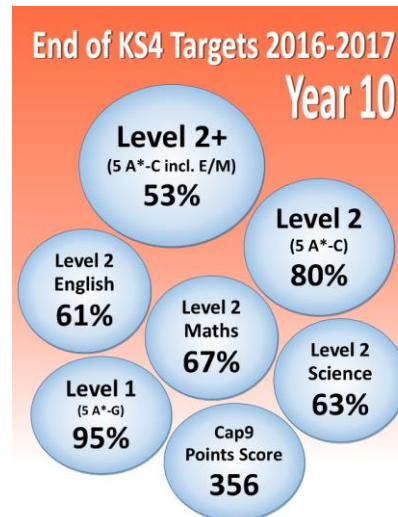

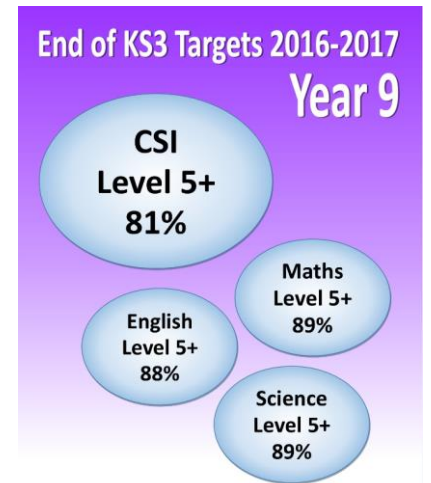
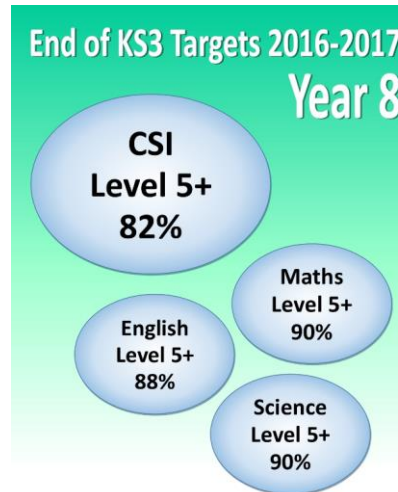
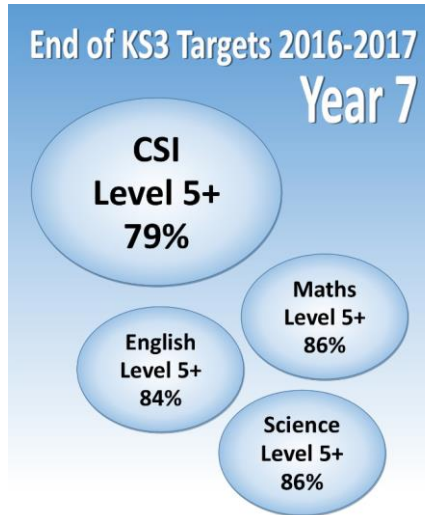
Mrs N Corke who is also our PE teacher, works with students who have attendance below 85%. Mrs Corke and Mrs Bird, both work very closely with the Progress Managers (PM) to ensure appropriate support is implemented for students experiencing problems, which may prevent them from obtaining maximum benefit from their educational opportunities.

Secondary School Attendance Comparisons between Bedwas, Caerphilly CBC and Wales						
	2010/11	2011/12	2012/13	2013/14	2014/15	2015/16
Caerphilly	90.70%	91.70%	92.00%	92.90%	93.40%	93.40%
Wales	91.40%	92.20%	92.60%	93.60%	93.80%	94.20%
Bedwas	91.24%	91.93%	93.16%	93.69%	94.40%	94.30%



Whole School Targets 2015—2016

In line with Government and LA Policy the school is required to set targets to provide focus for school improvement. Targets are set for a 3 year period. The targets set for our school have been established as a result of thorough evaluation of a wide range of qualitative and quantitative data



CURRICULUM STATEMENT 2016-17

The timetable operates on a fortnightly cycle of 50 one-hour lessons. This provides a total teaching time of 25 hours per week.

The subjects taught to the pupils and the numbers of lessons per fortnight are shown below. However, there are some differences in teaching hours in KS3 depending on the needs of the group.

Year 7 (50)

English 9, Mathematics 7, Science 6, Geography 3, History 3, Religious Education 2, French 2, Welsh 2, Music 2, Art 2, Technology and ICT 4, Physical Education 4, Personal and Social Education 2, Information Technology 2, Drama 2.

Year 8 (50)

English 9, Mathematics 8, Science 6, Geography 3, History 3, Religious Education 2, French 2, Welsh 2, Music 2, Art 2, Technology and ICT 3, Physical Education 4, Personal and Social Education 2, Drama 2.

Year 9 (50)

English 9, Mathematics 7, Science 7, Geography 3, History 3, Religious Education 3, French 2, Welsh 2, Music 2, Art 2, Technology and ICT 3, Physical Education 3, Personal and Social Education 2, Drama 2.

During the second term in Year 9, pupils make a choice of subjects for Years 10 and 11. These choices follow consultation involving pupils, subject teachers, careers guidance teachers and personnel, Head of Year and parents.

Year 10 (50)

Individual groups have specific allocations, but in general the curriculum hours are:

English (8), Maths (9), Science (10), Physical Education (2), Welsh Baccalaureate (4), Welsh (2) and Religious Education (3) plus three options of four lessons each (one chosen from each column below).

Selected pupils in Option line 1 and 2 are eligible for the Bedwas Inclusion Programme (BIP).

Year 10 Option Blocks

Option 1	Option 2	Option 3
Drama	History	Catering
Geography	PE	History
Business	Music	French
Design & Technology	Engineering	Engineering
Child Development	ICT	Computing
		Art
Bedwas Inclusion Programme (BIP) *counts as two options		Level 2 Support programme

Year 11 (50)

The general distribution is: English (8), Maths (8), Science (10), Physical Education (2), plus a core block of 7 lessons (Work Skills, Welsh, Religious Education). Also, three options of five lessons each (one chosen from each column below). As per Year 10, selected pupils in Option line 1 and 2 are eligible for the Bedwas Inclusion Programme (BIP).

Option 1	Option 2	Option 3
History	Music	Child Development
Geography	Business Studies	French
Art	Catering	Engineering
Design and Technology	Geography	History
Drama	Art	PE
	Welsh Bacallaureate	ICT
Bedwas Inclusion Programme (BIP)		

Years 12/13

The number of lessons allocated per subject is dependent upon the demands and requirements of the course. Most A and AS level courses will be 8 lessons per week. Pupils will select between 2-4 courses. All students following these courses must have a minimum of 4 GCSE passes grades A-C. (Some courses are delivered at other Caerphilly Basin Partnership Schools).

Pupils in Year 12 will have the opportunity to study for the **Welsh Bacallaureate**. For pupils studying A Level courses, the Bacc will follow the Advanced Course. This will equate to an extra A Level.

Students who have yet to gain 4 Grades A-C in their GCSE examinations will have the opportunity of studying Vocational courses at Level 2, that is equivalent to 4 grades A-C at GCSE.

The following subject is being offered:

- **BTEC Level 2 : Public Services**

Students following these courses will be expected to follow a GCSE level Course in English and Mathematics if they have yet to attain the minimum C grade at GCSE.

English and Maths GCSE retake classes are also available to students.

Year 12 Option Blocks				
Column A	Column B	Column C	Column D	Column E
RS	Geology	Biology	English	History
French	Health and Social	Business	Geography	Maths
Chemistry		Sport (+2)	Art*	
* Combined with upper 6th classes				

Year 13 Option Blocks				
Column A	Column B	Column C	Column D	Column E
RS	Geology	Biology	Art*	History
	Health and Social Care	Business	Geography	Maths
		Sport (+2)		

Consortium Options

In order to allow pupils at Bedwas to maximise their options in the 6th form, the Caerphilly Basin schools operate a consortium arrangement where all pupils can access courses at all 3 schools in the basin. Timetables have been synchronised accordingly. All lessons will be taught Periods 1 and 2 or Periods 4 and 5. Pupils can then travel between schools at break times or lesson 3. All transport will be provided free of charge.

Year 12 Consortium 2016-17

<i>Block A</i>	<i>Block B</i>	<i>Block C</i>	<i>Block D</i>	<i>Block E</i>
Bedwas High				
RS	Geology	Biology	English	History
French	Health and Social Care	Business	Geography	Maths
Chemistry		Sport (+4)*	Art*	
St Cenydd				
History	Media Studies	RE	ICT	Biology
Art (+Textiles)	Business	Maths	Welsh	English
Chemistry	PE	Performing Arts	Geography	
	Physics		DT	
St Martins				
Chemistry	Geography	Biology	English	Art
Law	Maths	Electronics	Physics	Drama
ICT or Computing		RE		History

Year 13 Consortium 2016-17

<i>Block A</i>	<i>Block B</i>	<i>Block C</i>	<i>Block D</i>	<i>Block E</i>
Bedwas High				
RS	Geology	Biology	Geography	History
	Health and Social Care	Business	Art*	Maths
		Sport (+4)*		
St Cenydd				
History	Media Studies	RE	ICT	Biology
Art	Business	Maths	Welsh	English
Chemistry	PE	Performing Arts	Geography	
	Physics		DT	
St Martins				
Chemistry	Geography	Biology	English	History
IT	Media	Business	PE	Geology
Law	Maths	RS	Physics	Art
		Electronics	Health and Social	Music
		Drama		
		Spanish		

Free School Meals (FSM)

The number of students claiming free school meals in Wales fell by approximately 2,000. A student may be entitled to receive free school meals if their parent/carer is entitled to receive one of the following: Income Support, Income-Related Employment and Support Allowance, Income-Based Job Seekers Allowance or Child Tax Credit.

Please visit www.caerphilly.gov.uk or contact Catering Services on 01495235262. If you would like help to complete any of the FSM paperwork please contact the school.

The more students accessing FSM the more finance the Welsh Government provide to school and the more support we can offer our students.

Additional Learning Needs (ALN)

Number of pupils on the ALN Register

Year Group	7	8	9	10	11	12	13
SEN Register	30	39	47	36	38	Under review at present	
Early intervention	14	5	11	8	0		
School Action	6	28	34	26	28		
School Action +	9	3	1	0	7		
Statemented	1	3	1	2	3		

As you know we operate an inclusive policy with regard to Additional Learning Needs (ALN) provision. All pupils are given equal access to every aspect of the school. There is one distinct group in Year 7/8, which provides a greater teacher/pupil ratio. Pupils are placed in this group on transition if their primary school recommends it. This group operates in the same way as the other Year 7/8 teaching groups and has full access to departments and subject specialists. Pupils regularly move in and out of this group.

The school has a team of three Learning Support Assistants (LSA's) who are involved in providing a range of interventions. Many support sessions at KS4 take place in class, particularly if pupils have coursework or controlled assessment activities to complete. In KS3 the intervention tends to be small group teaching based around specific interventions in literacy/numeracy. These lessons are timetabled to ensure the least amount of disruption to normal lessons and never when core English/Maths lessons are timetabled.

A number of pupils also receive specific support from LSA's provided by the local authority. This is usually to satisfy the stipulations of a statement of educational needs.

The Learning Support Department has a suite of two rooms at its disposal. These rooms are well resourced and are designed for the delivery of a number of different provisions. These rooms are based on the ground floor of B Block.

Bedwas High School

SCHOOL DEVELOPMENT PLAN 2016/17

1. Continue to improve the standards in English and Mathematics

KS4 -	English 62%,	Maths 66%
KS3 - L5+	English 88%,	Maths 89%,
L6+	English 31%,	Maths 64%,

2. Welsh National priorities of Literacy, Numeracy, Narrowing the gap.

KS4 (pupil numbers in brackets)

Indicator	Year 11 (2017)		FSM	
Cohort Number	117		20	
Level 2+	53%	(62)	20%	(4)
English L2	62%	(72)	35%	(7)
Mathematics L2	66%	(77)	40%	(8)
Science L2	80%	(94)	55%	(11)
L2	80%	(94)	45%	(9)
L1	94%	(110)	90%	(18)
(Welsh Bacc L2)				

KS3 (pupil numbers in brackets)

Indicator	Year 9 (2017)		FSM		
Cohort number	120		25		
English	L5+	88%	(105)	72%	(18)
	L6+	31%	(37)	8%	(2)
Maths	L5+	89%	(107)	68%	(17)
	L6+	64%	(77)	24%	(6)
Science	L5+	89%	(107)	68%	(17)
	L6+	57%	(68)	28%	(7)
Welsh 2nd	L5+	90%	(108)	72%	(18)
	L6+	52%	(62)	16%	(4)
CSI	L5+	81%	(102)	52%	(13)
	L6+	53%	(64)	12%	(3)

3. Raise the expectations and aspirations of staff, pupils, parents and community.

All aspirational targets at all key indicators to be reached in all three Key Stages.
Attendance to reach 96% by end of 2017.
Pupil exclusion rates to remain below 30 school days per term.

4. Development of leadership and Management capacity

To secure the future progress of standards by improving the capacity and effectiveness of Leadership and Management
Professional development of Associate Leaders

5. Consistency of Attainment

Standards of presentation and work in pupils' books continues to improve.
School data becomes less erratic regardless of cohort.

6. In line with SCC recommendations the school has developed a pupil offer, a primary cluster development and a range of partner schools opportunities.

Cluster development work, focusing on sharing best practice in literacy/numeracy
Partnership working with a variety of networks to enhance the sharing of best practice

Financial Statement 2015-16

	EXPENDITURE AREA	
Staffing Costs		2,853,155
Premises Costs	Building Maintenance - Reactive	95,414
	Rates	75,674
	Gas	46,381
	Electricity	32,407
	Water	13,184
	Cleaning Contract/cleaning materials	69,220
	Hire of equipment	10,287
		342,567
Capitation costs	Capitation	76,013
	Music Support Services	9,908
	PLPS costs	9,464
		95,384
Other running costs	Purchase of equipment and other resources	5,402
	Purchase and repair of Computer Equipment	87,923
	Postage	5,437
	Telephones	11,151
	Photocopy Charges	5,670
	Premises Hire	-4,685
	Uniform Grant Payments	1,963
	Insurance (buildings)	21,444
	Hire of transport	3,292
	Examination Fees	76,129
	Alternative Provision - 14/19 College/Consortium Costs	27,045
		240,771
SLA Costs	SLA Services	72,831
		72,831
Transport costs	Mini Bus Expenses	1,961
		1,961
Contingency	Contingency - Standby	-55,692
		-55,692
Total		3,550,977

Income Area		
Formula Funding		2,422,494
Retrospective Adjustment		-9,724
6th Form Allocation		357,884
		2,770,654
Carry Forward		-64
		-64
Joint User (Utility re-imburement)		10,308
Community Education Use		22,959
		33,267
Caretakers Rent		2,009
		2,009
Supply Compensation/re-imburement		14,040
Other Funding - LEA		149,773
WRU Officer		5,000
School Challenge Cymru (15/16 salaries 7/12ths)		349,151
Performance Management Grant		6,627
Uniform grant		3,047
NQT/EPD funding		3,667
EIG/PDG Grant funding		194,055
		725,360
Miscellaneous Income		10,076
Peripatetic Music Tuition		2,647
Community Leasing		7,028
		19,751
Total		3,550,977