





















# Year 1 HOME LEARNING summer 2



## Science - Plants



We will be going on a plant hunt around the school. Can you see what flowers you can spot? How many trees can you name?

 daisy	 buttercup	 beech	 ash	 holly	 lime	
 nettle	 clover	 dandelion	 hazel	 larch	 elder	 birch
 ivu	 bramble	 rose	 sycamore	 yew	 sweet chestnut	 oak

## English - Presentations

Over the coming weeks please prepare something to present to the rest of the class. Your presentation can be about anything that interests you: your favourite football team, your collection of dolls, cats, the solar system or your holiday. It's up to you!



We will begin listening to the presentations during the week beginning 3<sup>rd</sup> July so there should be plenty of time to prepare for it. In the past, children have chosen all sorts of exciting topics covering an amazing range from dolphins and karate to ear-muffs! It is an excellent opportunity for the children to demonstrate their speaking and listening skills.

## Maths - Capacity



Litres (L.) and milli-litres (ml.)

This term, we have looked at capacity in maths. Design a recipe to create your own summer cocktail using the correct measurements.



Please see attached presentation letter for further details.

Remember:

Home learning can be as creative as you like. It may be photos, something you have made, drawn etc. Please do not feel that something needs to be written on the home learning sheet every week, but children should be prepared to share, every week, what they have looked at/made/talked about at home. Please send home learning in by Thursday. We share our home learning together on Friday.