

Spellings



Patcham Junior School



Patcham Junior School

Here are some other ideas to help you practise your spellings.



Scrabble



Boggle



Bananagrams



Word searches







Nessy



BBC Bitesize

Have fun!

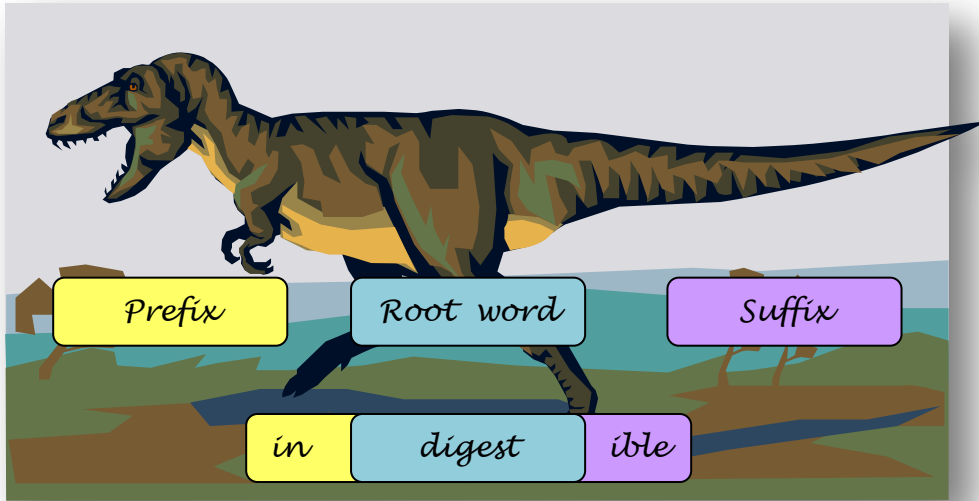
Learning your spellings

- Learn your spellings somewhere you can concentrate - so not in front of the television!
- If you have a list of spellings to learn, don't spend too much time on the ones you can spell already.
- Use a look, say, cover, write, check sheet.
- Practise little and often. Five minutes each day is better than half an hour in one go. 
- Practise by using some of the ideas on our spelling activity cards (see pages 10 & 11). Choose the ways that help you the most.
- You could use mnemonics, songs or rhymes to help you remember how to spell tricky words.
- You could put some of your trickiest words on post-it notes around the house to remind you. 
- Boring car journeys are a great chance to practise your spellings (or your times tables). 
- Let it be fun! 

Years 3 & 4 Word List

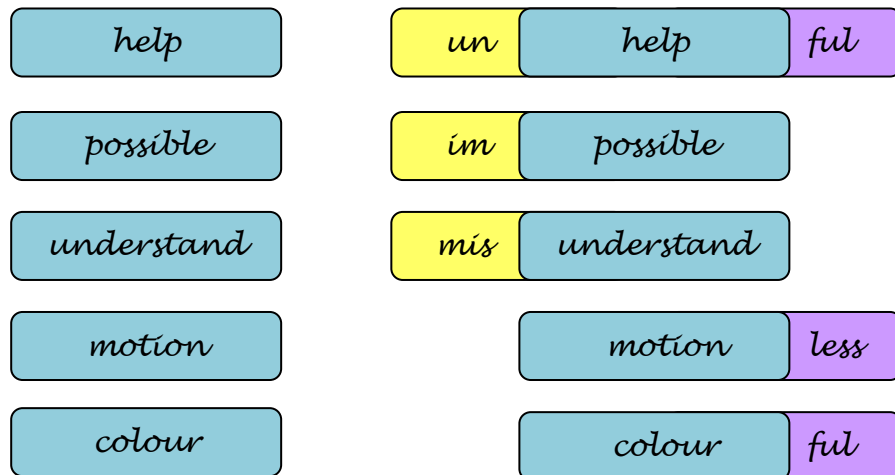
accident	decide	heard
accidentally	describe	heart
actual	different	height
actually	difficult	history
address	disappear	imagine
answer	early	increase
appear	earth	important
arrive	eight	interest
believe	eighth	island
bicycle	enough	knowledge
breath	exercise	learn
breathe	experience	length
build	experiment	library
busy	extreme	material
business	famous	medicine
calendar	favourite	mention
caught	February	minute
centre	forwards	natural
century	fruit	naughty
certain	grammar	notice
circle	group	
complete	guard	
consider	guide	
continue		

Note down anything that helps you to remember difficult spellings;



The prefix is the head of the dinosaur,
the root word is the body
and the suffix is the tail.

Prefixes and suffixes often change the meanings of
the words (sometimes to the opposite meaning).



occasionally
often
opposite
ordinary

particular
peculiar
perhaps
popular
position
possess
possession
possible
potatoes
pressure
probably
promise
purpose

quarter
question

recent
regular
reign
remember

sentence
separate
special
straight
strange
strength
suppose
surprise

therefore
though
 although
thought
through

various
weight
woman
women

Years 5 & 6 Word List

accommodate
accompany
according
achieve
aggressive
amateur
ancient
apparent
appreciate
attached
available
average
awkward

bargain
bruise

category
cemetery
committee
communicate
community
competition
conscience
conscious
controversy
convenience
correspond
criticise
curiosity

definite
desperate
determined
develop
dictionary
disastrous

embarrass
environment
equip
equipped
equipment
especially
exaggerate
excellent
existence
explanation

familiar
foreign
forty
frequently

government
guarantee

harass
hindrance

Words without vowels

Write your spelling words in a list, but replace all the vowels with a colour.

w r d s w t h t v w l s

Choo-Choo Words

Write your spelling words end-to-end as one long word (like a train). Use a different colour for each word.

people separate achieve soldier different train difficult

Other Handed



First, write your spelling words with your normal writing hand.



Then, try writing the list with your other hand!

ARTY WORDS

Draw a *small* picture for some of your spelling words. Try to fit the letters into the picture.



Fancy Letters

Write your spelling words using fancy lettering.

Keep it small and neat. Have fun!

different **said** **amazing** **which**

Pyramid Writing

Write your spellings out one letter at a time, making a pyramid.

w
wh
whi
whic
which

identity
immediate
immediately
individual
interfere
interrupt

language
leisure
lightning

marvellous
muscle

necessary
nuisance

occupy
occur
opportunity

parliament
persuade
physical
prejudice
privilege
profession
programme
pronunciation

queue

recognise
recommend
relevant
restaurant
rhyme
rhythm

sacrifice
secretary
shoulder
signature
sincere
sincerely
soldier
stomach
sufficient
suggest
symbol
system

temperature
thorough
twelfth

variety
vegetable
vehicle

yacht

Common errors

tongue



Ton - gue

(It's pronounced *tung* but say *tonn - goo* to yourself)

witch

The *witch* has an *itch* on her *twitchy* nose.



which?

Question words that start with a *w* will usually have an *h* after the *w*. (Woolly Hat words)

soldier

In wars, *soldiers die*.



museum

mu - se - um

beautiful


be - a - utiful

because

There is a handy little mnemonic to help you remember this one;

12 + 82

big elephants can add up sums easily



Plurals rule chart

Most nouns	just add <i>s</i>	cat table map field	cats tables maps fields
Nouns ending with consonant + <i>y</i>	Take off the <i>y</i> and add <i>ies</i>	baby memory apology fairy	babies memories apologies fairies
Nouns ending with <i>ch</i> , <i>sh</i> , <i>ss</i> or <i>x</i>	Add <i>es</i>	church bush dress fox	churches bushes dresses foxes
Nouns ending with <i>f</i> or <i>fe</i>	Take off <i>f</i> or <i>fe</i> and add <i>ves</i>	loaf knife wolf hoof	loaves knives wolves hooves
Nouns ending with vowel + <i>o</i>	Add <i>s</i>	radio video cameo	radios videos cameos
Nouns ending with consonant + <i>o</i>	Add <i>es</i>	volcano hero avocado potato	volcanoes heroes avocados potatoes
Odd bods	goose ↷ geese tooth ↷ teeth foot ↷ feet mouse ↷ mice child ↷ children man ↷ men woman ↷ women person ↷ people	sheep ↷ sheep salmon ↷ salmon trout ↷ trout aircraft ↷ aircraft deer ↷ deer species ↷ species	

Common Errors


there here and there
The words **here**, **there** and **where** all have 'here' in them.
They all refer to a place.

their Belonging to them.

they're The contracted version of **they are**.

here Here and there.

hear  You **hear** with your **ear**.

which }
when }
where }
why }
what }
who }
? We sometimes call them **woolly hat** words. 

colour Shall we **colour** **our** pictures?

stationary Stationary has an **a** as in traffic jam.



stationery Stationery has an **e** for envelope. 

separate There is a rat in separate.



favourite The things that we like best are **our** favourites.

Wednesday Sometimes, it helps to sound it out.
February Wed - nes - day
Feb - ru - ary

friend (s) **Friends** to the **end**.



sign (design) We **sign** our **signature**.



across Think 'across the sea'
(and there's only one sea to **cross**).



know + ledge = knowledge

Word in a word

out + side = outside

Say it your way



In wars, soldiers die.



Memory tricks

There's a rat in separate


sep  e

thin

thick

this

Phoneme count



Spelling pictures



Pop out practice

nexed
next ✓
neksed

Crack the syllables

Consider

Con

sid

er

The eight ways to become a better speller..

Start with what you know

I am not sure how to spell vegetable ... but, I know it starts with veg ... and it ends with able ...
So, veg ...t... able