

# How to help at home .....

Read with your child daily and when reading support them to identify the key parts:

Where is it set?

What is the problem?

How is it resolved?

Discuss their favourite character(s).

Look for similes and different adjectives used within the book.

Look at different sentence starters.

Ask your child questions about what they have read, using different vocabulary, to ensure they have a deeper understanding.

Remember to point out the High Frequency and Common Exception words so your child is able to recognise and read them with ease, and practise writing and spelling them too.

Help your child to write more complex sentences using **adjectives**, **connectives**, different sentence openers, **similes** and punctuation, such as commas for a list, exclamation marks and question marks.

The **beautiful, bright** garden **shone like a glistening star in the sky.**

A **large wooden** door had a **silver** lock **and** a secret **golden** key.

Work together and design your own secret garden.

How would you enter your secret garden?

What would you find?

What plants and animals would you have?

Would you have any special powers?

Would there be a secret password or key to enter your garden?

Continue to practise reading, writing and recognising numbers to 100 and beyond. Help your child with their 2, 5 and 10 times table.

Learn to read, write and say the year 1 Common Exception words as there continues to be a huge emphasis on spelling this year. Thank you!



## Creative Curriculum Year 1

### Term 5 The Secret Garden



**In term 5 we will continue our learning journey as we sneak into the topic of 'The Secret Garden'.**

**We will be learning how to spot common and wild garden plants and describe the basic structures of different flowering plants. We will be looking at naming a variety of animals, especially looking at birds. We will also be learning about and looking at the work by William Morris. We will be growing plants and vegetables.**

**We will be making wind chimes and learning about joining techniques in our D&T lessons.**

## During Term 5 we will be learning to:


Join different materials such as old keys, forks, cd's, cans and other objects to create a wind chime for our Design and Technology



Continue to use a capital letter for names of people, places, the days of the week, and the personal pronoun 'I'. We will be discussing what we have written with the teacher or other pupils.



Read words with contractions [for example, I'm, I'll, we'll], and understand that the apostrophe represents the omitted letter(s).




Continue to identify and name a variety of common wild and garden plants, including deciduous and evergreen trees. These can include: Dandelion, Rose, Bluebells, Daffodil, Ivy, Fern, Daisy, Buttercup, Beech, Ash, Holly, Birch, Oak. Please expose your child to as many as you can.




Safely write and send emails and learn how to open emails we have received. We will also be learning how to use a camera and video camera to record sound and take photographs as well as learning how to record sounds using an Easi-speak.



Solve open ended investigation problems such as 'Mrs Khan spent 35p in the shop, she only used silver coins to pay the shop keeper. What coins could she have used to pay the shop keeper?'



During our PSHE lessons we will be learning about different strategies to help us cope when we are experiencing different emotions such as feeling anxious, jealous, angry, disappointed and happy. We will be reading books such as 'The Green eyed Goblin', 'The Red Beast', 'Panicosaurus' and 'The Disappointment Dragon' to help us. We will also be using our Zippy friends programme to help us with our emotions.



Look at a range of work of different artists, describing the differences and similarities between the different practices and disciplines, and making links to their own work.



William Morris

To find out more about the skills being taught this term, please refer to your skills grid handed out in the Parent Evening pack.

## Key Dates for the term

- Monday 16 April 2018- Term 5 Begins
- Visit to Ellenor's Hospice to look at the Secret Garden- to be confirmed.
- Monday 7th May 2018- Bank Holiday.
- Tuesday 8th May 2018- Reading afternoon.
- Friday 25th May 2018- Term 5 Ends