

# Homework policy April 2018

RESPONDENTS: 88 of 88

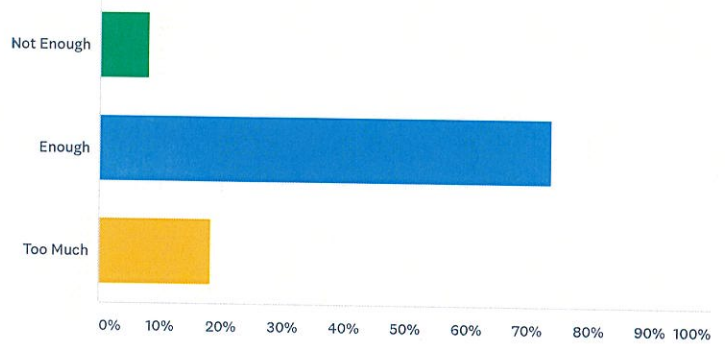
Page 1: Homework Policy

Q1

Cut

How much time do you think your child spends on homework each week?

Answered: 88 Skipped: 0



ANSWER CHOICES

RESPONSES

Not Enough

7.95%

Enough

73.86%

Too Much

18.18%

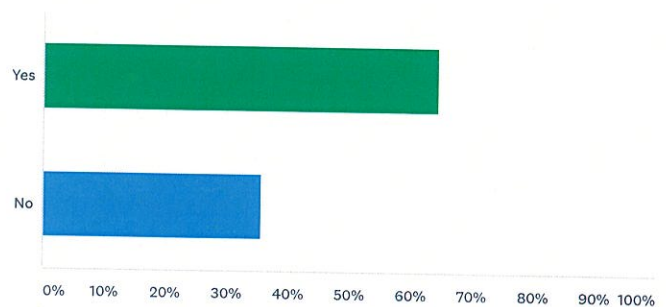
TOTAL

Q2

Cut

Would you prefer your child to have reading homework and a specified amount of time to work on Bug Club and Mathematics only each week?

Answered: 87 Skipped: 1



ANSWER CHOICES

TOTAL

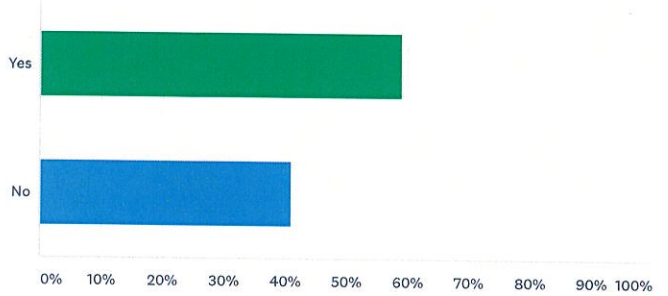
▼ Yes	64.37%
▼ No	35.63%
TOTAL	

Q3

Cut

Do you think that the amount of homework children receive should increase as they get older?

Answered: 88 Skipped: 0



ANSWER CHOICES

▼ RESPONSES

▼ Yes

59.09%

▼ No

40.91%

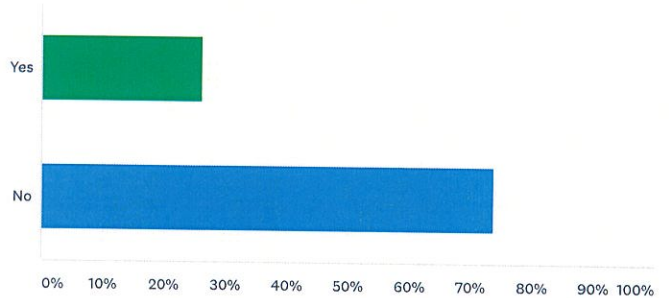
TOTAL

Q4

Cut

Do you agree that your child should receive specific project homework over the school holidays?

Answered: 88 Skipped: 0



ANSWER CHOICES

▼ RESPONSES

▼ Yes

26.14%

▼ No

73.86%

TOTAL