

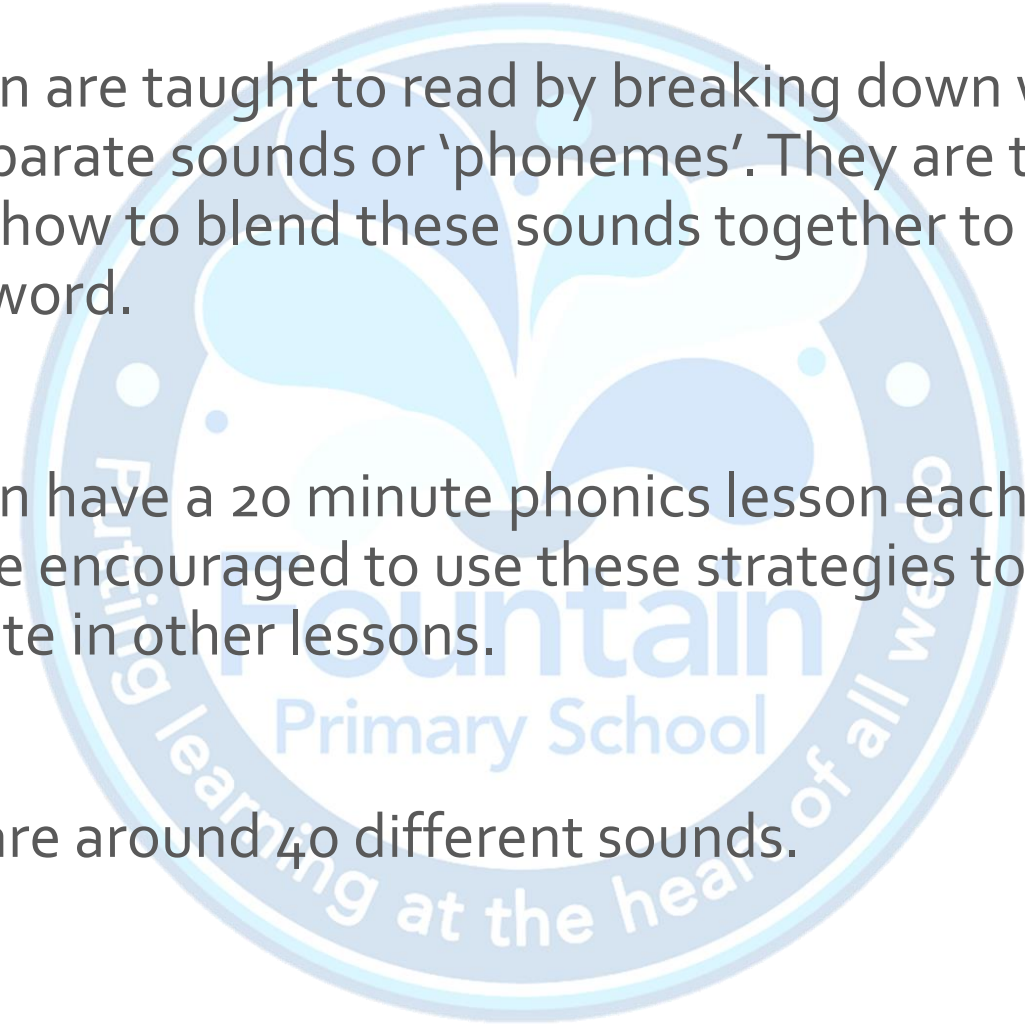
# Phonics Screening Workshop

Thursday 24<sup>th</sup> May 2018













































# What is phonics?

- Children are taught to read by breaking down words into separate sounds or 'phonemes'. They are then taught how to blend these sounds together to read the whole word.
- Children have a 20 minute phonics lesson each day and they are encouraged to use these strategies to read and write in other lessons.
- There are around 40 different sounds.

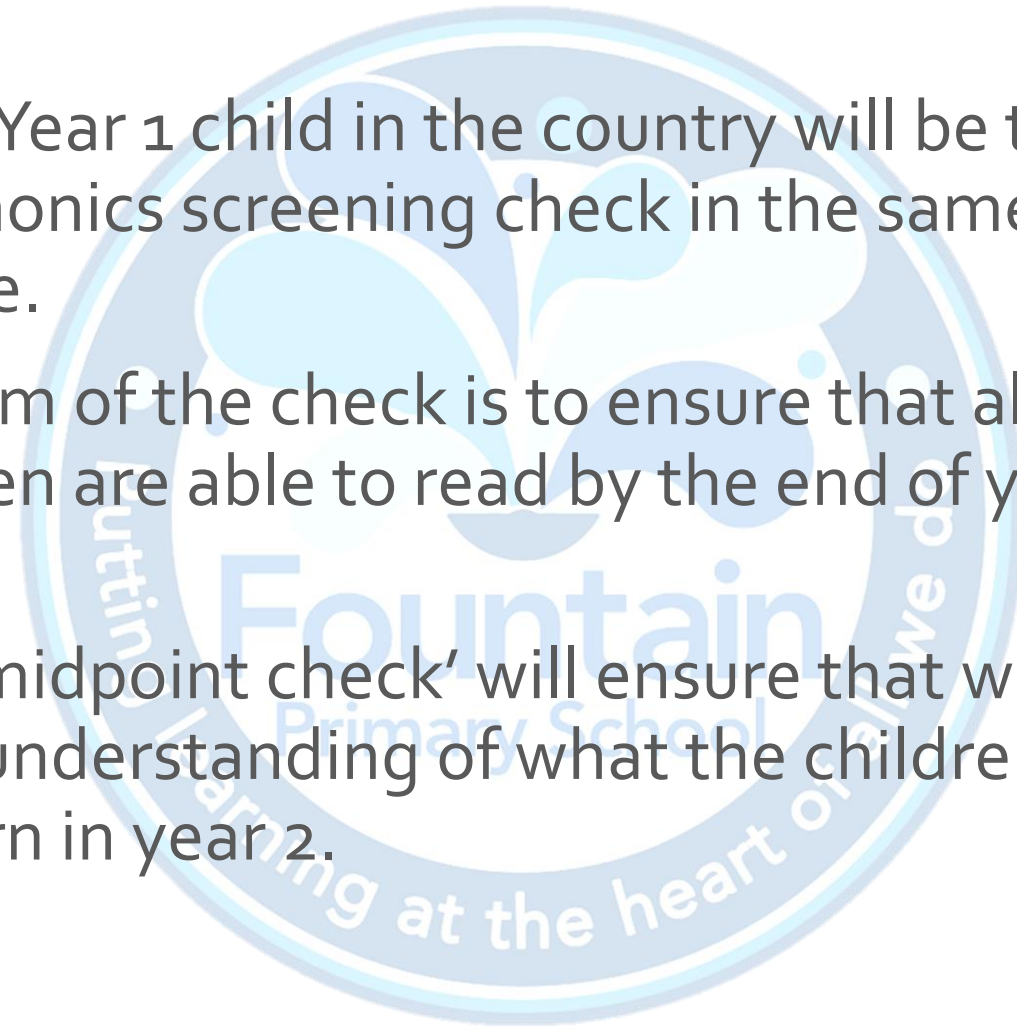


# Sound mat

a 	o 	x 	t 	e 	p 	r 	i 	n 	m 	h 	b 	d 	g 
s ss 	c k ck 	q qu 	u oo 	j 	y 	ch 	sh 	th 	w wh 				
v 	f ff ph 	ow ou 	l ll 	oa ow oe o e 	oo ue ew u e 	ar 							
ng 	z zz 	ai ay a e 	ear 	igh ie i e 	ee e e ea 	air 							
ure 	oi oy 	or aw au 	er ur ir 	I no go the to into he she we me be was									
you they all are my her said have like so do come some were there little one when out what													

## What is phonics screening?

- Every Year 1 child in the country will be taking the phonics screening check in the same week in June.
- The aim of the check is to ensure that all children are able to read by the end of year two.
- This 'midpoint check' will ensure that we have a clear understanding of what the children need to learn in year 2.



## What are the children expected to do?

- The check is very similar to tasks the children already complete during phonics lessons.
- Children will be asked to 'sound out' a word and blend the sounds together e.g. d-o-g - dog
- They will read 40 words- 20 real words and 20 alien words.
- The focus of the check is to see which sounds the children know and therefore the children will be asked to read made up 'nonsense' words.

Examples:

in

at

beg

sum

ot



vap



osk

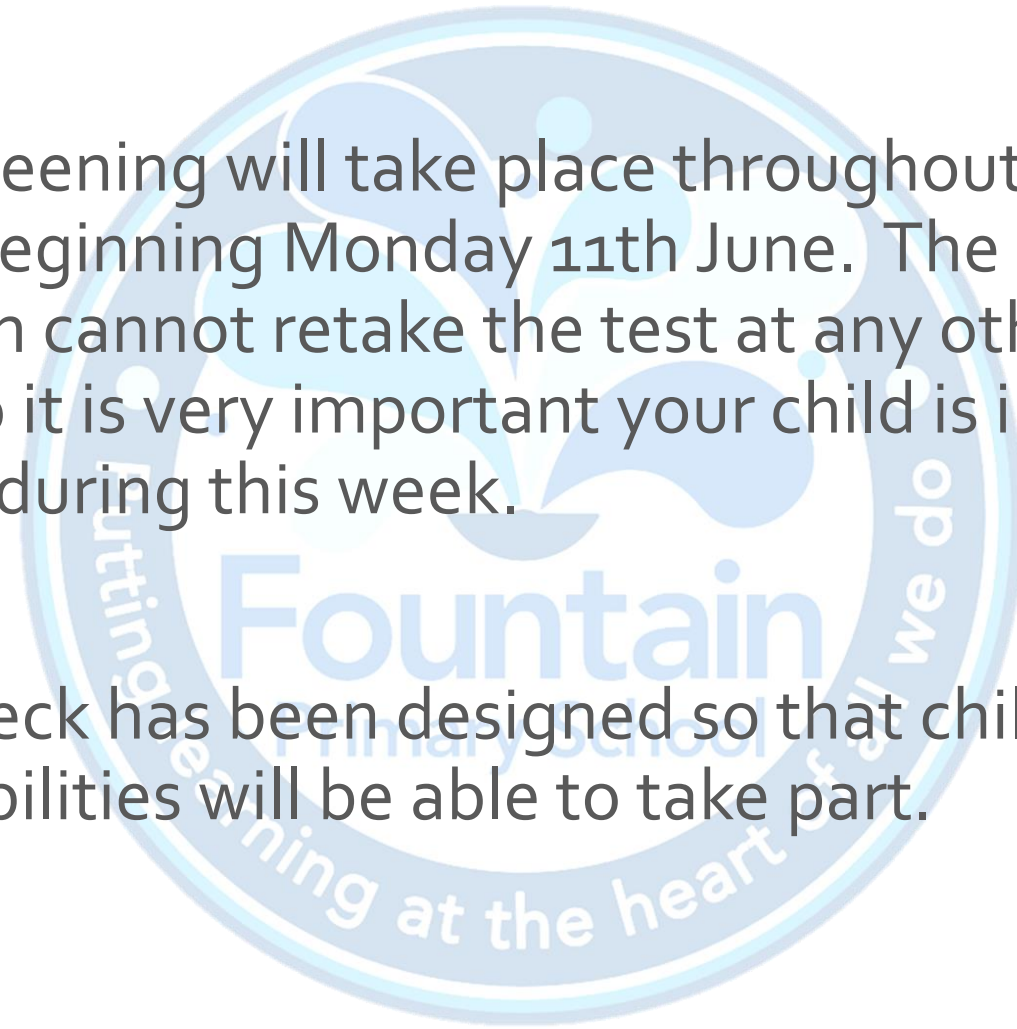


ect



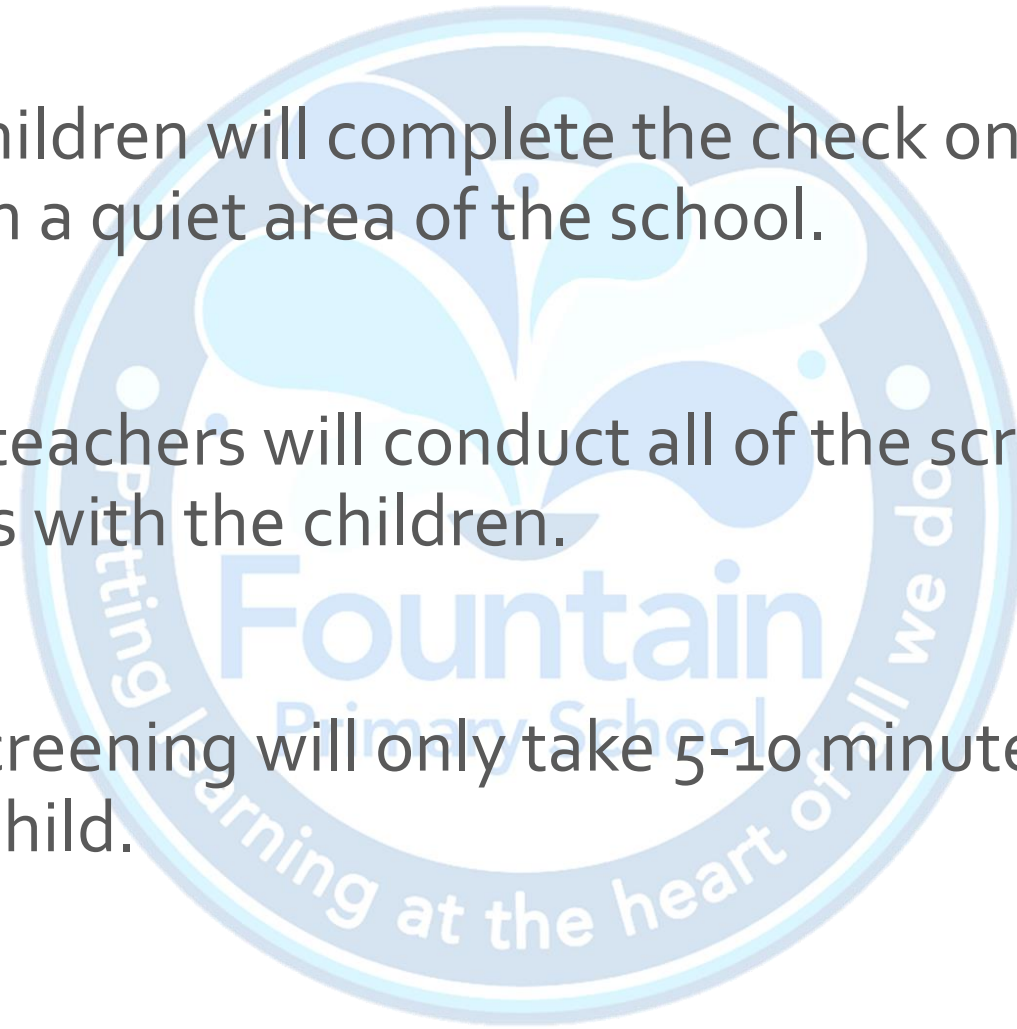
## When will the screening take place?

- The screening will take place throughout the week beginning Monday 11th June. The children cannot retake the test at any other time so it is very important your child is in school during this week.
- The check has been designed so that children of all abilities will be able to take part.



## Who will complete the screening?

- The children will complete the check one at a time in a quiet area of the school.
- Class teachers will conduct all of the screening checks with the children.
- The screening will only take 5-10 minutes with each child.





## How can you help?

- Encourage your child to 'sound out' when reading or writing. Focusing particularly on spotting more unusual sound patterns.
- Digraph- 2 letters making one sound - **cow**
- Trigraphs- 3 letters making one sound - **night**
- Split digraphs- 2 vowels with a consonant inbetween. Use to be known as the magic e! - **spine** - i\_e
- Use the pack provided to give your child extra support at home.

## How do we report to you?

- The children will receive a pass or fail mark on the test.
- This will be reported to you in your child's end of year report.



Phonics  
screening  
workshop

Any questions?

