

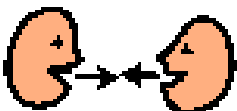


Learning through play

Pace and Pause



Limit your
language



Child's eye level



Developing play skills

Explore

Toys to explore that encourage repetition like pop-toys and musical instruments

Repetition

Repeating an activity helps a child to learn new skills

FUN!!!!

Let your child repeat fun activities.

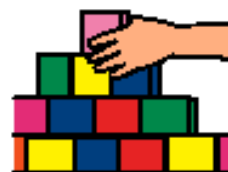

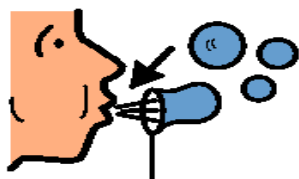
Keep a back-and-forth game going until the child loses interest

Shared attention and anticipation

Shared attention is the enjoyment of the same activity.

Anticipation is beginning to understand what communication is all about.

- Blowing bubbles—wait for a response this could be action or sound before you blow
- Rolling a ball or pushing a car to and fro — 'ready' ..pause..'steady' ...pause...'go!! Encourage him/her to wait for 'go'
- Building a tower together saying "my turn...your turn" when building it/knocking it down.



Helping your child to make sounds

* Toy animals —Moo, Baa, Miaow



* Cars — Brumm Brumm, Crash, Bang




* Train — Choo Choo



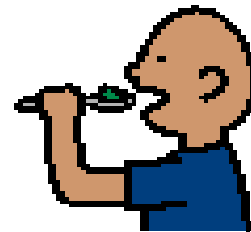
Using an object / cue will help me to understand
what is happening next.

Please remember to say my name when you are talking to me.


Just before you give me my a
drink, let me hold the cup/
bottle and say '....drink.'"



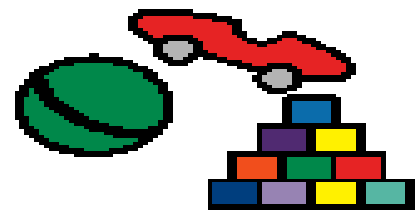
Just before you feed me, let me
hold an empty plate and say
'dinner time.'



Just before I have a bath, wrap
me in a warm towel and say
' bath time.'



Just before you play with me
let me hold the toy and say
'...play time.'



Just before you put me to bed, let me
hold a blanket or
comforter and say '....bed time.'

