

# Mathematics

National Curriculum expectations  
for the end of Year 4

Year **4**




## Addition and Subtraction

- Add and subtract numbers with up to 4 digits using the formal written methods of columnar addition and subtraction where appropriate.
- Estimate and use inverse operations to check answers to a calculation.
- Solve addition and subtraction two-step problems in contexts, deciding which operations and methods to use and why.

## Properties of Shapes

- Compare and classify geometric shapes, including quadrilaterals and triangles, based on their properties and sizes.
- Identify acute and obtuse angles and compare and order angles up to two right angles by size.
- Identify lines of symmetry in 2-d shapes presented in different orientations.
- Complete a simple symmetric figure with respect to a specific line of symmetry.



## Number and Place Value

- Count in multiples of 6, 7, 9, 25 and 1000.
- Find 1000 more or less than a given number.
- Count backwards through zero to include negative numbers.
- Recognise the place value of each digit in a four-digit number (thousands, hundreds, tens, and ones.)
- Order and compare numbers beyond 1000.
- Identify, represent and estimate numbers using different representations.
- Round any number to the nearest 10, 100 or 1000.
- Solve number and practical problems that involve all of the above and with increasingly large positive numbers.
- Read roman numerals to 100 (i to c) and know that over time, the numeral system changed to include the concept of zero and place value.



## Position and Direction

- Describe positions on a 2-D grid as coordinates in the first quadrant.
- Describe movements between positions as translations of a given unit to the left/right and up/down.
- Plot specified points and draw sides to complete a given polygon.



## Multiplication and Division

- Recall multiplication and division facts for multiplication tables up to  $12 \times 12$ .
- Use place value, known and derived facts to multiply and divide mentally, including: multiplying by 0 and 1; dividing by 1; multiplying together three numbers.
- Recognise and use factor pairs and commutativity in mental calculations.
- Multiply two-digit and three-digit numbers by a one-digit number using formal written layout.
- Solve problems involving multiplying and adding, including using the distributive law to multiply two digit numbers by one digit, integer scaling problems and harder correspondence problems such as  $n$  objects are connected



## Fractions

- Recognise and show, using diagrams, families of common equivalent fractions.
- Count up and down in hundredths; recognise that hundredths arise when dividing an object by one hundred and dividing tenths by ten.
- Solve problems involving increasingly harder fractions to calculate quantities, and fractions to divide quantities, including non-unit fractions where the answer is a whole number.
- Add and subtract fractions with the same denominator.
- Recognise and write decimal equivalents of any number of tenths or hundredths.
- Recognise and write decimal equivalents to  $\frac{1}{4}$ ,  $\frac{1}{2}$ ,  $\frac{3}{4}$
- Find the effect of dividing a one- or two-digit number by 10 and 100, identifying the value of the digits in the answer as ones, tenths and hundredths.
- Round decimals with one decimal place to the nearest whole number.
- Compare numbers with the same number of decimal places up to two decimal places.
- Solve simple measure and money problems involving fractions and decimals to two decimal places.

## Measurement

- Convert between different units of measure [for example, kilometre to metre; hour to minute].
- Measure and calculate the perimeter of a rectilinear figure (including squares) in centimetres and metres.
- Find the area of rectilinear shapes by counting squares.
- Estimate, compare and calculate different measures, including money in pounds and pence.
- Read, write and convert time between analogue and digital 12- and 24-hour clocks.
- Solve problems involving converting from hours to minutes; minutes to seconds; years to months; weeks to days.

## Statistics

- Interpret and present discrete and continuous data using appropriate graphical methods, including bar charts and time graphs.
- Solve comparison, sum and difference problems using information presented in bar charts, pictograms, tables and other graphs.