



Reading

LA

		KS2 PROGRESS SCORE														% Prog. Score ≥ 0	Avg. Prog. Score	Cohort
		<-12	-12 to <-10	-10 to <-8	-8 to <-6	-6 to <-4	-4 to <-2	-2 to <0	0 to <+2	+2 to <+4	+4 to <+6	+6 to <+8	+8 to <+10	+10 to <+12	≥ +12			
KS1 AVG POINT SCORE	< 3	1			1	1	2	6	1	6	1	1	1	1	1		+0.9	22
	3 to < 10	7	8	2	6	8	3	17	6	5	9	8	4	9	15		+1.7	107
	10 to < 14	22	4	17	22	19	34	38	44	45	29	23	19	8	13		+0.3	337
	14 to < 15.5	10	18	19	32	51	53	73	56	52	63	43	15	12	12		-0.3	509
	15.5 to < 17	10	9	26	38	44	59	61	100	90	59	25	23	8	7		-0.0	559
	17 to < 20	13	12	18	46	41	91	128	92	71	78	53	19	14	2		-0.0	678
	≥ 20		10	13	26	66	97	89	112	66	67	37	2				-0.3	585
<b>TOTAL:</b>		63	61	95	171	230	339	412	411	335	306	190	83	51	50		-0.0	2,797



Writing

LA

		KS2 PROGRESS SCORE														% Prog. Score ≥ 0	Avg. Prog. Score	Cohort
		<-12	-12 to <-10	-10 to <-8	-8 to <-6	-6 to <-4	-4 to <-2	-2 to <0	0 to <+2	+2 to <+4	+4 to <+6	+6 to <+8	+8 to <+10	+10 to <+12	≥ +12			
KS1 AVG POINT SCORE	< 3		1		1	1	2	5		10			1	1		+0.6	22	
	3 to < 10	13		23	3		3			49	6		8	7		-0.7	112	
	10 to < 14	34				82	46	56				85	19	17	1		-1.0	340
	14 to < 15.5	11	48	51	49				179	106	63			1	3		-0.9	511
	15.5 to < 17	21	51						164	298				15	13		-0.7	562
	17 to < 20	20					256	233					135	34			-0.4	678
	≥ 20	1			122	111				11	267	74					-0.2	586
<b>TOTAL:</b>		100	100	74	175	194	307	458	488	432	143	220	77	31	12		-0.6	2,811



Maths

LA

		KS2 PROGRESS SCORE														% Prog. Score ≥ 0	Avg. Prog. Score	Cohort
		<-12	-12 to <-10	-10 to <-8	-8 to <-6	-6 to <-4	-4 to <-2	-2 to <0	0 to <+2	+2 to <+4	+4 to <+6	+6 to <+8	+8 to <+10	+10 to <+12	≥ +12			
KS1 AVG POINT SCORE	< 3		1				1	7	3	4	2	1	1		2		+2.8	22
	3 to < 10	6	3	2	5	4	13	14	14	8	9	7	5	6	11		+1.4	107
	10 to < 14	16	5	13	24	26	42	38	42	42	30	23	18	8	7		-0.3	334
	14 to < 15.5	15	14	22	34	47	73	73	83	70	47	22	4	5	1		-0.8	510
	15.5 to < 17	5	9	21	42	52	77	117	105	65	39	14	6	3	4		-0.7	559
	17 to < 20	2	8	23	42	73	105	132	108	79	54	35	11	3	3		-0.7	678
	≥ 20		10	13	38	66	89	97	86	68	70	23	26				-0.5	586
<b>TOTAL:</b>		44	50	94	185	268	400	478	441	336	251	125	71	25	28		-0.5	2,796



Reading







St Edward's CE Primary School (2010)

		KS2 PROGRESS SCORE														% Prog. Score ≥ 0	Avg. Prog. Score	Cohort
		<-12	-12 to <-10	-10 to <-8	-8 to <-6	-6 to <-4	-4 to <-2	-2 to <0	0 to <+2	+2 to <+4	+4 to <+6	+6 to <+8	+8 to <+10	+10 to <+12	≥ +12			
KS1 AVG POINT SCORE	< 3															-	-	
	3 to < 10															-	-	
	10 to < 14			1			1									0.0%	-6.1	2
	14 to < 15.5															-	-	
	15.5 to < 17															-	-	
	17 to < 20															-	-	
	≥ 20															-	-	
<b>TOTAL:</b>			1			1									0.0%	-6.1	2	



Writing

St Edward's CE Primary School (2010)

		KS2 PROGRESS SCORE													% Prog. Score ≥ 0	Avg. Prog. Score	Cohort	
		<-12	-12 to <-10	-10 to <-8	-8 to <-6	-6 to <-4	-4 to <-2	-2 to <0	0 to <+2	+2 to <+4	+4 to <+6	+6 to <+8	+8 to <+10	+10 to <+12				≥ +12
KS1 AVG POINT SCORE	< 3															-	-	
	3 to < 10															-	-	
	10 to < 14						 1				 1					 50.0%	+2.4	2
	14 to < 15.5															-	-	
	15.5 to < 17															-	-	
	17 to < 20															-	-	
	≥ 20															-	-	
<b>TOTAL:</b>							 1				 1					 50.0%	+2.4	2



Maths

St Edward's CE Primary School (2010)

		KS2 PROGRESS SCORE													% Prog. Score ≥ 0	Avg. Prog. Score	Cohort	
		<-12	-12 to <-10	-10 to <-8	-8 to <-6	-6 to <-4	-4 to <-2	-2 to <0	0 to <+2	+2 to <+4	+4 to <+6	+6 to <+8	+8 to <+10	+10 to <+12				≥ +12
KS1 AVG POINT SCORE	< 3															-	-	
	3 to < 10															-	-	
	10 to < 14		1				1									0.0%	-6.7	2
	14 to < 15.5															-	-	
	15.5 to < 17															-	-	
	17 to < 20															-	-	
	≥ 20															-	-	
TOTAL:			1				1									0.0%	-6.7	2