

The Year 2 team

- ▶ Badger Class: Mr Patel
- ▶ Fox Class: Ms Pandya (Year Leader)
Mrs Sophocleous (Friday)
- ▶ Hedgehog Class: Ms Radia
- ▶ Squirrel Class: Miss Chowdhury

- ▶ KS1 Leader: Mr Miller

THEMATIC Curriculum

- ▶ Teaching and learning in Year 2 will follow a thematic approach.
- ▶ This means that many areas of the curriculum are connected together and integrated within a theme.
- ▶ Some lessons, however, e.g. Maths, may need to be taught discreetly.

Autumn Term

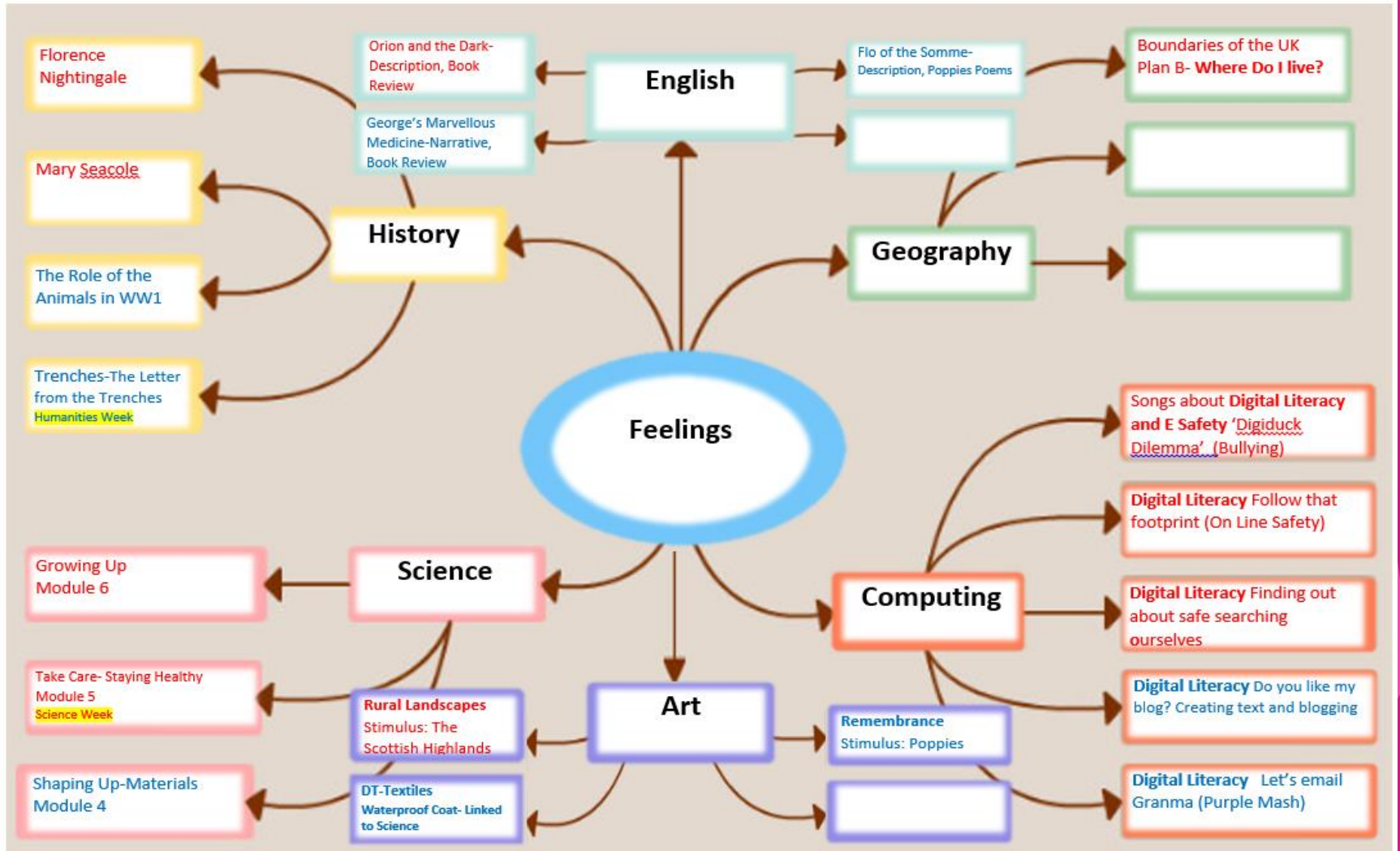
- ▶ The theme for the Autumn Term is **'Feelings'**.
- ▶ The following mind map will illustrate how the areas are linked.

Autumn Term - Feelings

Autumn 1 Autumn 2

Autumn Term 2018-19

Year 2



Spring Term

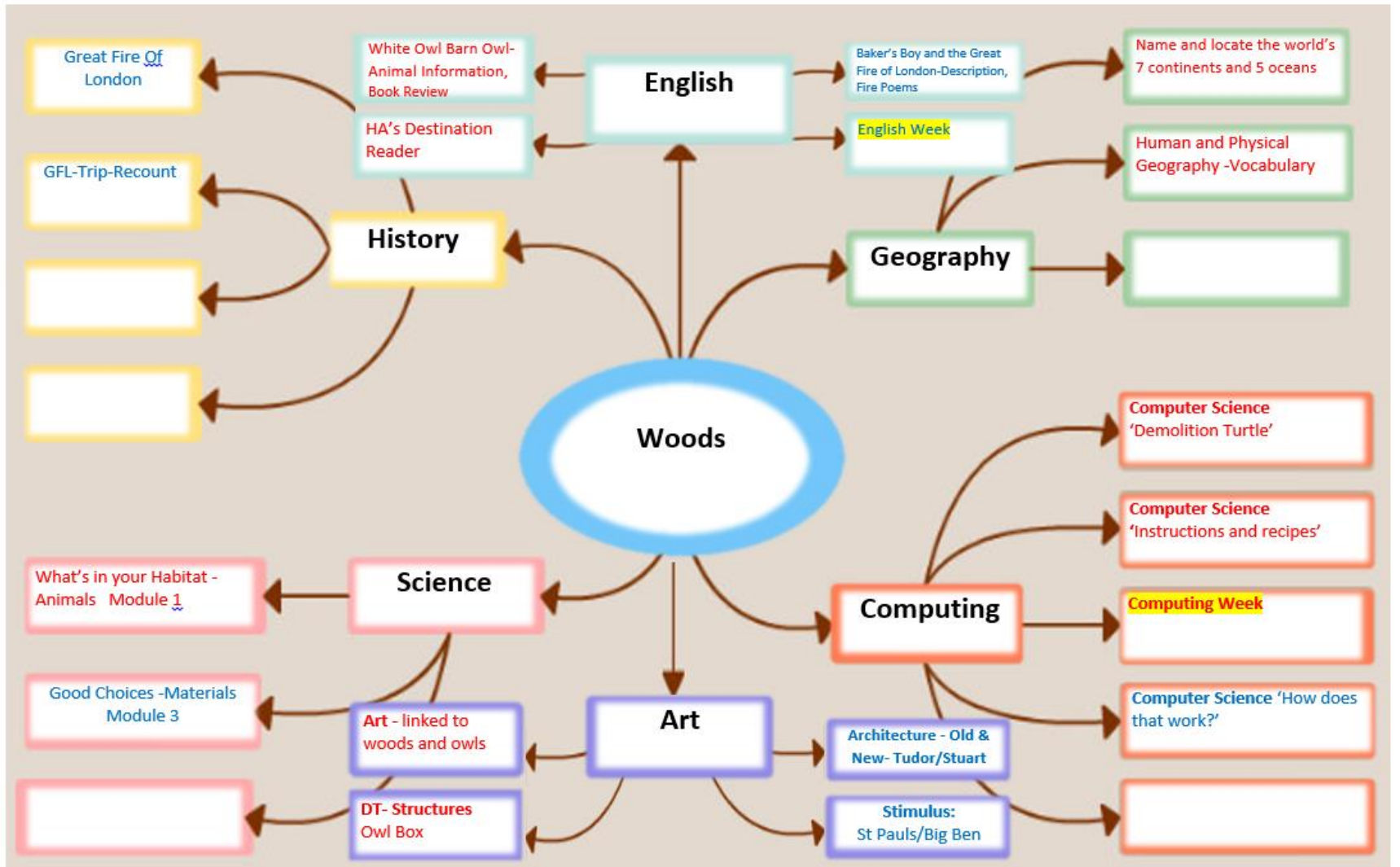
- ▶ The theme for the Spring Term is **‘Woods’**.
- ▶ The following mind map will illustrate how the areas are linked.

Spring Term - Woods

Spring 1 Spring 2 (Maths Week)

Spring Term 2018-19

Year 2



Summer Term

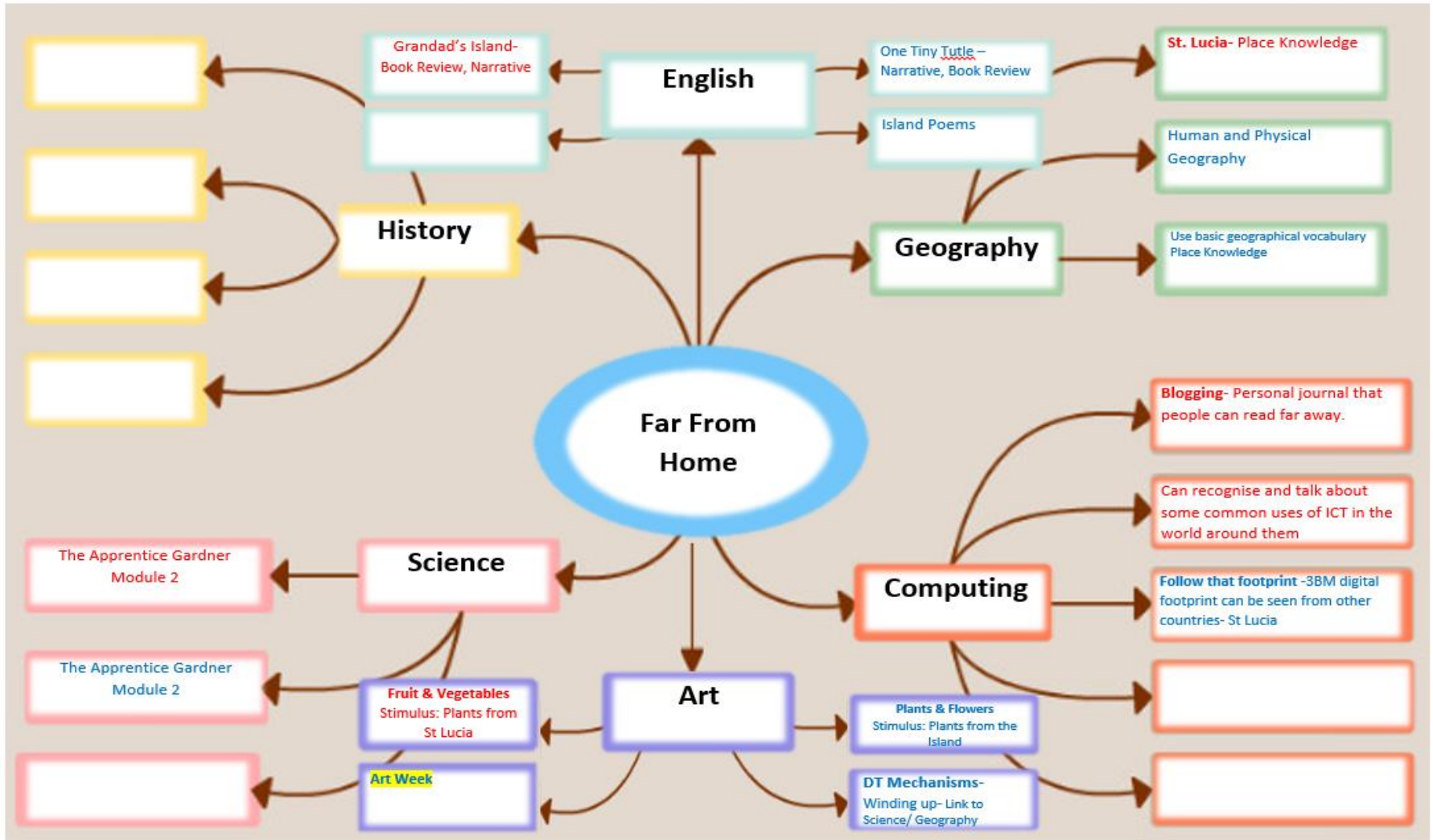
- ▶ The theme for the Summer Term is **'Far From Home'**.
- ▶ The following mind map will illustrate how the areas are linked

Summer Term - Far From Home

Summer 1 SATS Summer 2

Summer Term 2018-19

Year 2



ENGLISH CONSISTS OF:

READING

- ▶ Read accurately by blending sounds in words, including words of two or more syllables.
- ▶ Read words containing common suffixes. (ed, ness, ly, ful)
- ▶ Re-read books to build up fluency and confidence in word reading.
- ▶ Reading comprehension.
- ▶ N.B. The phonics check will be taken again by some children at the end of Year 2 (w/c 10th June 2019).

ENGLISH CONSISTS OF:

SPELLING & HANDWRITING

- ▶ Learn to spell more words with contracted forms. (don't/it's/I'll)
- ▶ Identify homophones. (to/too/two) (there/their)
- ▶ Form lower-case letters of the correct size relative to one another.
- ▶ There is an emphasis on joined up handwriting in Year 2.

ENGLISH CONSISTS OF:

WRITING COMPOSITION

- ▶ Re-write narratives about personal experience, real events and poetry.
- ▶ Plan and write down ideas and/or key words.
- ▶ Evaluate their own writing and proof-read to check for errors in spelling, grammar and punctuation.
- ▶ Read aloud what they have written.

ENGLISH CONSISTS OF:

VOCABULARY, GRAMMAR & PUNCTUATION

- ▶ Use different sentence forms: statement, question, exclamation and command.
- ▶ Use expanded noun phrases (e.g. the blue butterfly).
- ▶ Use present and past tenses correctly and consistently.

HOW TO HELP YOUR CHILD WITH READING:

- ▶ Listening to your child read can take many forms.
- ▶ First and foremost, focus developing an enjoyment and love of reading.
- ▶ Enjoy stories together - reading stories to your child at KS1 and KS2 is equally as important as listening to your child read.
- ▶ Talk about the story before, during and afterwards - discuss the plot, the characters, their feelings and actions, how it makes you feel, predict what will happen and encourage your child to have their own opinions.
- ▶ Look up definitions of words together and use a thesaurus.
- ▶ All reading is valuable - it doesn't have to be just stories. Reading can involve anything from fiction and non-fiction, poetry, newspapers, magazines, football programmes, TV guides.
- ▶ Visit the local library - it's free!



HOW TO HELP YOUR CHILD WITH WRITING:

- Practise and learn weekly spelling lists - make it fun!
- Encourage opportunities for writing such as letters to family or friends, shopping lists, notes or reminders, stories or poems.
- Write together - be a good role model for writing.
- Allow your child to use a computer for word processing, which will allow for editing and correcting of errors without lots of crossing out.
- Remember that good readers become good writers! Identify good writing features when reading (e.g. vocabulary, sentence structure, punctuation).
- Show your appreciation: praise and encourage, even for small successes!



MATHS:

- ▶ Areas of Maths are divided into the following areas in the National Curriculum:
 - Number - Number and Place Value, Addition and Subtraction, Multiplication and Division, Fractions
 - Measurement - weight/height/time etc...
 - Geometry - Properties of Shapes, Position and Direction
 - Statistics - data, graphs etc...
- Children will carry out these aspects practically and then apply it to solve everyday problems.

EXAMPLE OF YEAR 2 MATHS EXPECTATIONS:

- ▶ Partition a two-digit number into tens and ones.
- ▶ Know the value of different coins.
- ▶ Add and subtract any 2 two-digit numbers explaining their method verbally, in pictures or using apparatus (e.g. $48 + 35$; $72 - 17$).
- ▶ Name some common 2-D and 3-D shapes from a group of shapes or from pictures of the shapes and describe some of their properties (e.g. triangles, rectangles, squares, circles, cuboids, cubes, pyramids and spheres).
- ▶ Read the time on a clock to the nearest 15 and 5 minutes.
- ▶ Solve unfamiliar word problems that involve more than one step.

EXAMPLE OF YEAR 2 MATHS EXPECTATIONS:



$$\begin{array}{r} 48 \\ 40 + 8 = 48 \\ 30 + 18 = 48 \\ 20 + 28 = 48 \\ 10 + 38 = 48 \end{array}$$




Can I add?

$$50 + 26 = 76$$

~~50~~ ~~0~~ ~~20~~ 6 ✓

EXAMPLE OF YEAR 2 MATHS EXPECTATIONS:



The bag of sweets costs 45p

How many different ways can you find to pay for the sweets, using **only** silver coins?

$$10p + 10p + 10p + 10p + 5p = 45p$$

$$20p + 20p + 5p = 45p$$

$$5p + 5p + 5p + 5p + 5p + 5p + 5p + 5p = 45p$$

$$10p + 10p + 20p + 5p = 45p$$

$$10p + 10p + 5p + 5p + 5p + 5p + 5p = 45p$$


$$10p + 10p + 10p + 5p + 5p + 5p = 45p$$

$$10p + 20p + 5p + 5p + 5p = 45p$$

$$20p + 5p + 5p + 5p + 5p + 5p = 45p$$

$$10p + 5p + 5p + 5p + 5p + 5p + 5p = 45p$$

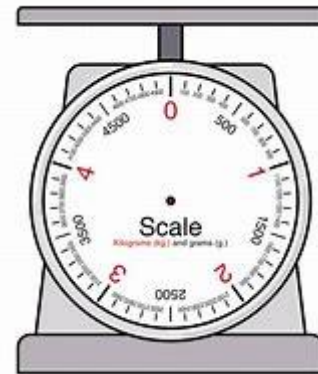

EXAMPLE OF YEAR 2 MATHS EXPECTATIONS:



<u>Shape</u>	<u>Name of shape</u>	<u>Properties</u>
	Rectangle ✓	<ul style="list-style-type: none"> • It has 4 sides. ✓ • It has 4 corners. ✓ • It has 2 short sides + 2 long sides. ✓ • It is not equal. ✓ • It is symmetrical. ✓
	Triangle ✓	<ul style="list-style-type: none"> • It is equal. ✓ • It is symmetrical. ✓ • It has 3 corners. ✓ • It has 3 sides. ✓ • It is 2D. ✓
	Square ✓	<ul style="list-style-type: none"> • It is 2D. ✓ • It is flat. ✓ • It is equal. ✓ • It is symmetrical. ✓ • It has 4 sides. ✓ • It has 4 corners. ✓
	Circle ✓	<ul style="list-style-type: none"> • It has 1 curved side. ✓ • It is 2D. ✓ • It is symmetrical. ✓ • It is equal. ✓

HOW TO HELP YOUR CHILD WITH MATHS:

- Play counting games forwards and backwards. (snakes and ladders)
- Encourage opportunities for telling the time.
- Encourage opportunities for using coins.
- Measurement activities, reading scales, weighing ingredients.



In P.E. we cover

- × Dance - movements, joining actions
- × Gymnastics - balance and apparatus work
- × Games - small group and large group
- × Sending and receiving
- × Using equipment and apparatus
- × Athletics - Sports Day

- × **Named P.E. kits and plimsolls**

- × Taught in class and as part of the Creative Curriculum
- × Year 2 children also take part in inter-school competitions with other local schools.

Religious education

- ▶ Learning about the beliefs and customs of ourselves and others.
- ▶ Looking at the similarities and differences within different faith communities.
- ▶ We promote attitudes such as respect and fairness.
- ▶ We explore topics such as caring for the world, food, light and water.

CREATIVE CURRICULUM

- ✘ Classes participate every two weeks on a Wednesday:
Hedgehog Class and Badger Class

Fox Class and Squirrel Class

- ✘ During the day, children do lessons in:

Art with Mrs Smith

Computing with Mrs Vadher

P.E. with Coach Ryan and Coach Josh

Drama with Ms Simpson

Library with Mrs Tailor

WORK AT HOME

- ✘ Homework will be given out fortnightly.
- ✘ Spelling words every week (spelling tests).
- ✘ A guided reader will be in your child's book bag for them to read to/with you.
- ✘ Children will choose a book from the library to read.
- ✘ Encourage talk at home.

HEALTH/MEDICAL ISSUES

- ▶ There are many staff who are first aid trained.
- ▶ See Mrs Jackson regarding medication that your child needs to take.
- ▶ Only small stud earrings: no hoops or dangly earrings please.
- ▶ Sickness and diarrhoea - children need to be kept at home for 48 hours.

THINGS TO NOTE

- ✘ Concerns - see your class teacher then Ms Pandya or Mr Miller.
- ✘ Empty book bags regularly.
- ✘ Make sure your child has a water bottle in school.
- ✘ Attendance and punctuality are very important.
- ▶ Make sure children have breakfast as being hungry affects concentration.
- ✘ School Dinners/Packed Lunches - the office staff need 1 week's notice to make any changes.
- ✘ All items of clothing need to be labelled with your child's name.

Mindfulness

- Yoga
- Meditation
- Circle time
- Calming music
- Quiet time

Questions?