

School Data Position Statement

Early Years Foundation Stage Profile

School Name:	Our Lady's Catholic Primary School, Princethorpe								
DfE Number:	3561								

Consortium Number:	12	Ofsted Grade ¹ :	Good	Ofsted Date ¹ :	14/03/2012
--------------------	----	-----------------------------	------	----------------------------	------------

EYFSP: Percentage of pupils awarded expected or exceeding grade

	School			Warwickshire			National		
	2016	2017	2018	2016	2017	2018	2016	2017	2018 ³
Total Eligible Pupils	17	18	17	6627	6605	6514	669052	669864	643250
Good Level of Development (GLD) ²	71%	78%	82%	71%	73%	72%	69%	71%	72%

Prime Learning Goals	Communication and Language	76%	94%	94%	82%	83%	82%	82%	82%	82%
	Listening and attention	76%	94%	94%	86%	86%	86%	86%	86%	86%
	Understanding	82%	94%	94%	86%	86%	86%	86%	86%	86%
	Speaking	88%	100%	94%	86%	86%	86%	85%	85%	86%
	Physical Development	88%	94%	94%	87%	88%	87%	88%	88%	87%
	Moving and handling	88%	94%	94%	89%	89%	89%	90%	90%	89%
	Health and self-care	88%	100%	94%	92%	92%	91%	92%	91%	91%
	Personal, Social and Emotional Development	88%	100%	94%	85%	86%	85%	85%	85%	85%
	Self-confidence and self-awareness	88%	100%	94%	89%	90%	89%	89%	89%	89%
	Managing feelings and behaviour	88%	100%	94%	88%	89%	88%	88%	88%	88%
	Making relationships	88%	100%	94%	90%	91%	90%	90%	90%	90%

Specific Learning Goals	Literacy	71%	78%	82%	74%	75%	74%	72%	73%	73%
	Reading	76%	83%	88%	80%	79%	79%	77%	77%	77%
	Writing	71%	78%	82%	74%	75%	75%	73%	73%	74%
	Mathematics	71%	78%	82%	79%	79%	79%	77%	78%	78%
	Numbers	76%	83%	82%	80%	81%	81%	79%	79%	80%
	Shape, space and measures	71%	78%	82%	83%	83%	83%	82%	82%	82%
	Understanding the World	88%	94%	94%	84%	84%	84%	83%	84%	84%
	People and communities	88%	94%	94%	86%	87%	86%	86%	86%	86%
	The world	88%	94%	94%	86%	86%	86%	86%	86%	86%
	Technology	94%	100%	94%	93%	93%	92%	92%	93%	93%
	Expressive Arts and Design	88%	100%	88%	87%	87%	87%	86%	87%	87%
	Exploring media and materials	88%	100%	88%	89%	89%	88%	89%	89%	89%
	Being imaginative	88%	100%	94%	89%	89%	88%	88%	88%	89%

Average Total Assessment Score	31.9	37.9	37.9	34.4	34.3	34.2	34.5	34.5	34.6
--------------------------------	------	------	------	------	------	------	------	------	------

All 2018 data is **PROVISIONAL** and may be subject to change

Source: EYFSP – From schools during the statutory June/July collections

1 Full Ofsted Inspection Grade and Date are the latest ones known to the Local Authority as at 31st July 2018 (Short inspections may have occurred since the most recent full inspection date)

2 GLD – Awarded expected or exceeding grade in all Prime Learning Goals and Literacy & Maths Specific Learning Goals

3 Published 2018 national data available at the end of October 2018, provisional figures provided are based on those supplied by Local Authorities in July

School Name:	Our Lady's Catholic Primary School, Princethorpe
DfE Number:	3561

Phonics: Year 1 - % of pupils Working at (Wa) or Working towards (Wt) required level

	School			Warwickshire			National		
	2016	2017	2018	2016	2017	2018	2016	2017	2018 ²
Year 1 - Total Eligible Pupils	17	17	16	6292	6628	6573	652250	664960	655530
Year 1 - Working at (Wa) ³	94%	82%	100%	82%	82%	84%	81%	81%	83%
Year 1 - Working towards (Wt) ³	6%	18%	0%	17%	16%	15%	18%	17%	16%

Key Stage 1: Percentage of pupils achieving

		School			Warwickshire			National		
		2016	2017	2018	2016	2017	2018	2016	2017	2018 ²
	Total Eligible Pupils	19	17	18	6195	6333	6677	636079	648145	654788
Less than the Expected Standard	Reading	0%	6%	6%	24%	22%	22%	26%	24%	24%
	Writing	5%	6%	11%	33%	30%	29%	34%	31%	30%
	Maths	11%	6%	17%	26%	23%	23%	27%	24%	24%
	Science	0%	6%	17%	16%	15%	15%	18%	17%	17%
	RWM	0%	6%	6%	18%	17%	17%	19%	18%	18%
	RWMS	0%	6%	6%	13%	12%	13%	14%	13%	13%
Expected Standard and above	Reading	100%	94%	94%	76%	77%	77%	74%	76%	75%
	Writing	95%	94%	89%	67%	70%	71%	65%	68%	70%
	Maths	89%	94%	83%	74%	76%	77%	73%	75%	76%
	Science	100%	94%	83%	84%	84%	85%	82%	83%	83%
	RWM	89%	94%	83%	62%	66%	67%	60%	64%	65%
	RWMS	89%	94%	83%	62%	65%	67%	60%	63%	65%
Working at Greater Depth	Reading	47%	47%	44%	28%	28%	29%	24%	25%	26%
	Writing	26%	47%	33%	16%	17%	18%	13%	16%	16%
	Maths	32%	53%	39%	21%	24%	25%	18%	21%	22%
	RWM	16%	35%	28%	12%	13%	14%	9%	11%	12%

All 2018 data is **PROVISIONAL** and may be subject to change

Source: Phonics and KS1 data – From schools during the statutory June/July collections

1 Ofsted Inspection Grade and Date are the latest ones known to the Local Authority as at 31st July 2018

2 Published 2018 national data available at the end of September 2018, provisional figures provided are based on those supplied by Local Authorities in July

3 Phonics: Wt is working towards required standard; Wa is working at or above required standard. Pass mark for all 3 years is 32

School Data Position Statement

Key Stage 2

School Name:	Our Lady's Catholic Primary School, Princethorpe								
DfE Number:	3561								

Consortium Number:	12	Ofsted Grade ¹ :	Good	Ofsted Date ¹ :	14/03/2012
--------------------	----	-----------------------------	------	----------------------------	------------

Key Stage 2: Percentage of pupils achieving

School above the 2017 Floor Standard ² ?	Yes
School at risk of being defined as a Coasting School ³ in 2018?	No

	School			Warwickshire			National		
	2016	2017	2018	2016	2017	2018	2016	2017	2018
Total Eligible Pupils	15	15	16	5807	5886	6089	581058	594346	607518

Less than the Expected Standard	Reading	13%	20%	19%	28%	27%	22%	29%	28%	24%
	Writing	7%	7%	0%	22%	22%	20%	24%	23%	21%
	Maths	20%	13%	25%	26%	26%	23%	25%	25%	24%
	Science	7%	7%	0%	16%	17%	15%	18%	18%	17%
	GPS	33%	7%	19%	22%	22%	21%	23%	23%	22%
	RWM	0%	7%	0%	12%	14%	11%	12%	14%	13%

Expected Standard and above	Reading	80%	80%	81%	69%	73%	77%	66%	72%	75%
	Writing	93%	93%	100%	77%	78%	80%	74%	77%	78%
	Maths	73%	87%	75%	71%	74%	77%	70%	75%	76%
	Science	93%	93%	100%	84%	83%	85%	81%	82%	82%
	GPS	60%	93%	81%	75%	77%	79%	73%	78%	78%
	RWM	67%	73%	69%	57%	62%	67%	54%	62%	64%

Working at Greater Depth / High Standard	Reading	33%	20%	38%	23%	28%	31%	19%	25%	28%
	Writing	33%	40%	38%	22%	20%	22%	15%	18%	20%
	Maths	33%	13%	25%	18%	23%	24%	17%	23%	24%
	GPS	40%	20%	31%	25%	32%	35%	23%	31%	34%
	RWM	7%	7%	19%	8%	10%	11%	5%	9%	10%

Average Scaled Scores	Reading	107	107	107	103	105	106	103	104	105
	Maths	105	104	105	103	104	104	103	104	104
	GPS	105	107	106	105	106	106	104	106	106

All 2018 data is **PROVISIONAL** and may be subject to change

Source: Unvalidated KS2 data – From NCA Tools website as at 10th July 2018

1 Full Ofsted Inspection Grade and Date are the latest ones known to the Local Authority as at 31st July 2018 (Short inspections may have occurred since the most recent full inspection date)

2 A school was defined as being below the floor in 2017 if a) fewer than 65% of pupils at the end of KS2 achieved the expected standard in Reading, Writing and Maths and b) the school had progress scores of less than -5 in either Reading or Maths or had a progress score of less than -7 in Writing

3 A school is defined as being at risk of Coasting in 2018 if a) in 2016 and 2017 it had fewer than 85% of pupils achieving the expected standard in Reading, Writing and Maths and b) in 2016 and 2017 it had a progress score below -2.5 in Reading or Maths or had a progress score below -3.5 in Writing. The DfE will announce the full coasting criteria for 2018 in the Autumn.

School Data Position Statement

Key Stage 2

School Name: **Our Lady's Catholic Primary School, Princethorpe**

DfE Number: **3561**

Consortium Number: 12 Ofsted Grade¹: Good Ofsted Date¹: 14/03/2012

Key Stage 2: Percentage of pupils achieving (2018 only)

	School			Warwickshire			National (2017)			
	Disadvantaged	Non-disadvantaged	Gap ⁴	Disadvantaged	Non-disadvantaged	Gap ⁴	Disadvantaged	Non-disadvantaged	Gap ⁴	
Total Eligible Pupils	2	14	-	1311	4778	-	189277	405052	-	
Less than the Expected Standard	Reading	50%	14%	32%	38%	18%	20%	-	-	-
	Writing	0%	0%	-16%	35%	16%	19%	-	-	-
	Maths	100%	14%	82%	39%	18%	21%	-	-	-
	Science	0%	0%	-11%	30%	11%	19%	-	-	-
	GPS	50%	14%	34%	37%	16%	20%	-	-	-
	RWM	0%	0%	-8%	23%	8%	15%	-	-	-
Expected Standard and above	Reading	50%	86%	-32%	60%	82%	-22%	60%	78%	-18%
	Writing	100%	100%	16%	65%	84%	-19%	66%	82%	-16%
	Maths	0%	86%	-81%	59%	81%	-22%	63%	81%	-17%
	Science	100%	100%	11%	70%	89%	-20%	-	-	-
	GPS	50%	86%	-34%	62%	84%	-21%	67%	83%	-16%
	RWM	0%	79%	-72%	47%	72%	-26%	48%	68%	-21%
Working at Greater Depth / High Standard	Reading	0%	43%	-35%	17%	35%	-18%	14%	29%	-15%
	Writing	0%	43%	-25%	11%	25%	-14%	10%	21%	-11%
	Maths	0%	29%	-27%	12%	27%	-15%	13%	27%	-14%
	GPS	0%	36%	-40%	21%	40%	-19%	21%	36%	-15%
	RWM	0%	21%	-13%	4%	13%	-8%	3%	10%	-7%

All 2018 data is **PROVISIONAL** and may be subject to change

Source: Unvalidated KS2 data – From NCA Tools website as at 10th July 2018

1 Full Ofsted Inspection Grade and Date are the latest ones known to the Local Authority as at 31st July 2018 (Short inspections may have occurred since the most recent full inspection date)

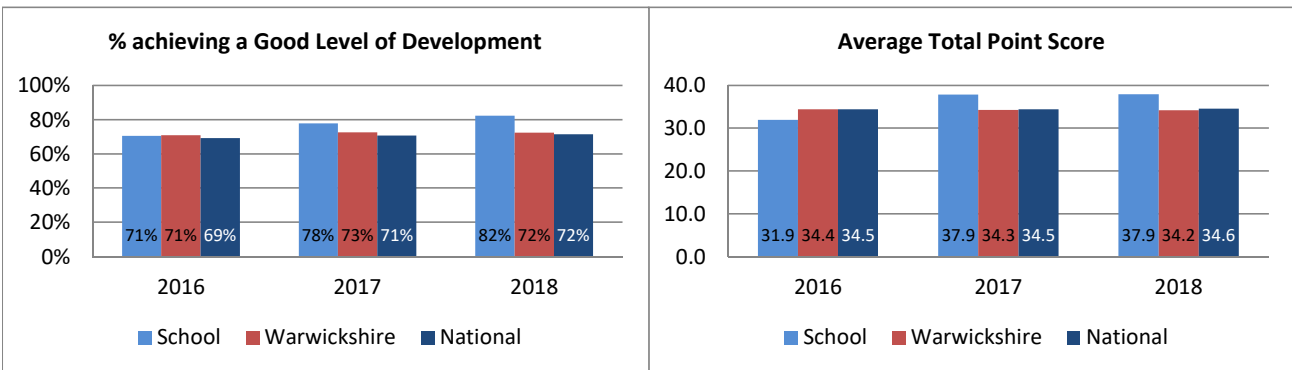
2 A school was defined as being below the floor in 2017 if a) fewer than 65% of pupils at the end of KS2 achieved the expected standard in Reading, Writing and Maths and b) the school had progress scores of less than -5 in either Reading or Maths or had a progress score of less than -7 in Writing

3 A school is defined as being at risk of Coasting in 2018 if a) in 2016 and 2017 it had fewer than 85% of pupils achieving the expected standard in Reading, Writing and Maths and b) in 2016 and 2017 it had a progress score below -2.5 in Reading or Maths or had a progress score below -3.5 in Writing. The DfE will announce the full coasting criteria for 2018 in the Autumn.

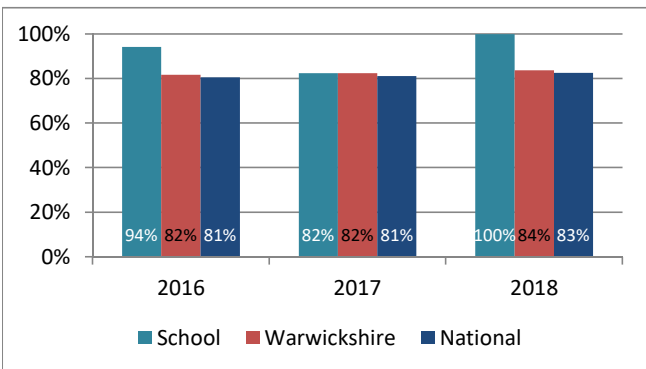
4 In the absence of any National Disadvantaged data the Gap here has been calculated taking the Schools Disadvantaged cohort compared to the Warwickshire Non-Disadvantaged cohort. This is **not** how Ofsted and the DfE will calculate the Gap, therefore this Gap data should only be used as a guide.

School Name:	Our Lady's Catholic Primary School, Princethorpe
DfE Number:	3561

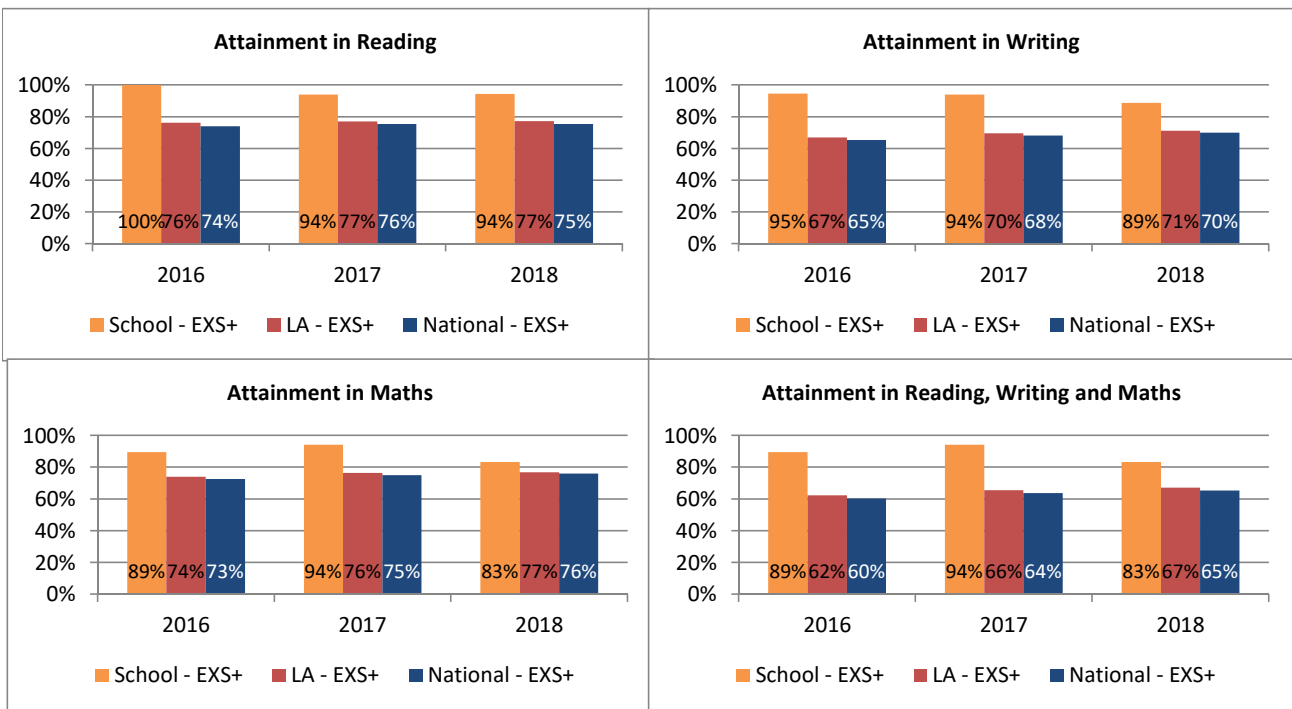
Early Years Foundation Stage Profile



Phonics: Year 1 - % of pupils Working At required level



Key Stage 1: % of pupils achieving



Source: EYFSP, Phonics and KS1 data – From schools during the statutory June/July collections

School Name:	Our Lady's Catholic Primary School, Princethorpe
DfE Number:	3561

Key Stage 2: % of pupils achieving



Source: Unvalidated KS2 data – From NCA Tools website as at 10th July 2018