

Phonic Workshop for Parents

Phonics

- Phonics is the ‘mechanics’ of reading. It helps children to learn to read quickly and successfully.
- Across our school we have daily 20 minute phonics lessons that are fast paced and interactive, that help children learn the letter sounds and apply them by practising reading and writing words.
- In school, we follow the Letters and Sounds programme. Letters and Sounds is a phonics resource published by the Department for Education and Skills which consists of six phases.

Phonics - Terminology

- **Phoneme** - refers to the sound not the letter
- **Grapheme**- is the letter
- **Segmenting** – breaking down words for spelling
- **Blending** – putting the sounds together to read
- **Digraph** – two letters that make a sound **ch sh th**
- **Trigraph** - three letters that make a sound **igh air**

Phonics - Phases

Phase One (Nursery /Reception)

The aim of this phase is to foster children's speaking and listening skills as preparation for learning to read with phonics.

Parents can play a vital role in helping their children develop these skills, by encouraging their children to listen carefully and talk extensively about what they hear, see and do.

Phase Two – Four (Reception / Year One)

Phase Two is when systematic, high quality phonic work begins. During Phase Two to Four, children learn:

Phase Two

- Introduces 19 grapheme-phoneme correspondences
- Jolly phonics actions

Set 1: s, a, t, p

Set 2: i, n, m, d

Set 3: g, o, c, k

Set 4: ck, e, u, r

Set 5: h, b, f, ff, l, ll, ss

- As soon as children have a small number of grapheme/phoneme correspondences, blending and segmenting can start.

How many words can you make?

s a t p i n m d

at, tap, pat, sat, sap, pin,
pan, tin, tan, pit, tip, pip,
sip, an, in, nip, nap, am,
man, mam, mat, map,
mad, dad, sad, dim, dip,
din, did, and

Pure Sounds!

- ▶ 1. f l m n r s sh v th z (continuous phonemes)
- ▶ 2. e p t ch h (unvoiced)
- ▶ 3. b d g w qu y j (voiced)

Sound Pronunciation:

- <https://www.youtube.com/watch?v=P-eTO8L3t40>

Phonics - Phases

Phase 3

- **Set 6:** j, v, w, x
- **Set 7:** y, z, zz, qu
- **Consonant digraphs:** ch, sh, th, ng
- **Vowel digraphs:** ai, ee, igh, oa, oo, ar, or, ur, ow, oi, ear, air, ure, er

Digraphs and Trigraphs

ch chip

sh shop

th thin/then

ng ring

ai rain

ee feet

igh night

oa boat

oo boot/look

ar farm

or for

ur hurt

ow cow

oi coin

ear dear

air fair

ure sure

er corner

Phase Four

- Secure previous phases
- CVCC and CCVC words
- Adjacent consonants

frog

CCVC

went

CVCC

stream

CCCVC

shrink

CCVCC

Phonics - Phases

- **Phase Five (Year 1/ Year 2)**

Children learn new ways of representing the sounds and practise blending for reading and segmenting for spelling.

- **Phonemes**

**ay, ou, ie, ea, oy, ir, ue, aw, wh, ph, ew,
au, oe, a-e, i-e, o-e, u-e, e-e**

Phase Five

- Split digraphs

cake

same

note

joke

kite

white

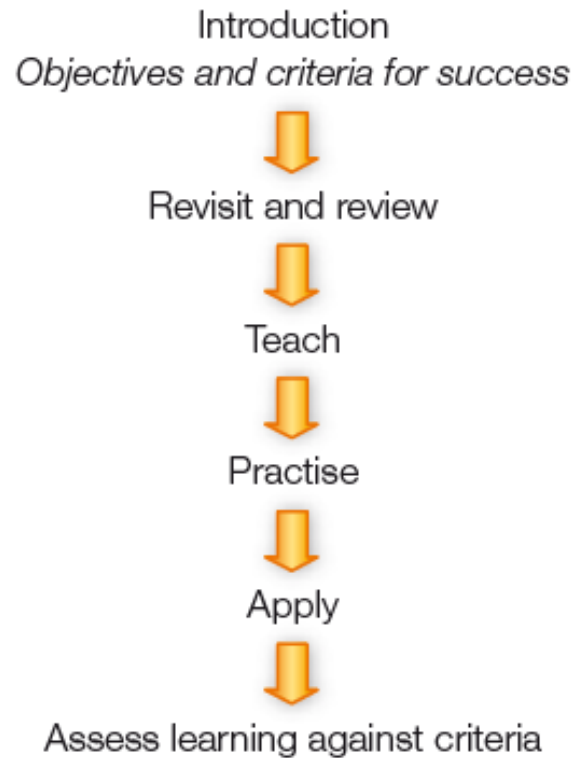
assume

gene

By this stage when spelling children should be able to spell the word using letter names.


What does a phonics lesson look like?

Sequence of teaching in a discrete phonics session



Sound buttons

pin



Sound buttons

moon



Phoneme frames

s

u

n

Phoneme frames

b

oa

t

How can you help at home?

Phonics works best when children are given plenty of encouragement and learn to enjoy reading and books. Parents play a very important part in helping with this.

- Pure sounds!!
- Use the language from today's session
- Writing in lower case
- c and k
- Reading books that are phonetically plausible
- Identify grapheme/phoneme correspondence in books
- Play some of the games

How can you help at home?

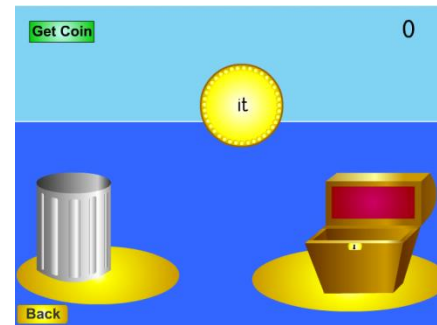
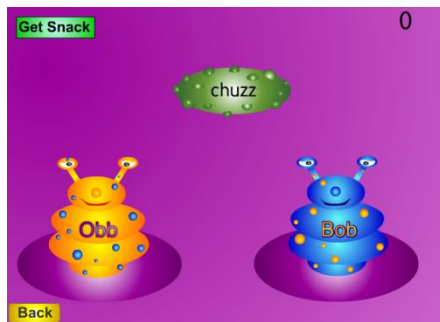
- Practise sounds: sign posts, car registration etc.
- Challenge the children to find objects that begin with a certain sound.
- Play 'I Spy' with phonemes not letter names.
- Practise letter formation.
- Play rhyming bingo, lotto and extend rhyming strings.
- Play games with word cards.
- Make sentences with word cards.

Techniques and Games

- Robot talking
- Phonics Fingers
- Quick write
- Stand up if...

Phonics - Websites

<http://www.phonicsplay.co.uk>



<http://www.letters-and-sounds.com>

- Alphablocks

www.bbc.co.uk/cbeebies/alphablocks