

Dealing with Complaints against Educational Settings on Social Networking Sites

3rd Edition
September 2018



THE EDUCATION
PEOPLE

Contents

1. Introduction	p.3
2. Responding to specific concerns	p.4
A) Keep calm	p.4
B) Gather evidence	p.4
C) Reassure those affected	p.5
i) Supporting staff	p.5
ii) Supporting other members of the community	p.6
D) Meet face to face with parents or carers involved	p.7
3. Resolving difficult situations	p.8
A) Arrange a further meeting and invite the chair of governors/committee	p.8
B) Report content to the site involved	p.9
C) Seek further advice	p.9
D) Dealing with complaints from members of the public	p.9
4. Preventative Actions	p.10
A) Build a whole community ethos towards safe use of social networking	p.10
B) Acceptable Use Policies (AUP)	p.11
C) Setting policies (including the complaints policy)	p.12
D) Home-Setting Agreements	p.12
E) Promote positive use of social media	p.12
F) Other approaches	p.13
5. Conclusion	p.13
Appendices	p.14
1. What to do if a complaint is made on a social networking site	p.14
2: Legal Information	p.15
3: Template letters	p.17
4: How to report/remove content on Facebook	p.21
5: How to report/remove content on Twitter	p.24

This guidance has been written by the Education People's Education Safeguarding Team with input from the [Kent Area Education Officers \(AEOs\)](#) and [Schools Personnel Service](#).

1. Introduction

The increasing number of people using social networking sites has had both a positive and adverse effect on the reputation of settings in local communities. Many educational settings use social media as an effective tool for parental engagement, e.g. to forward information through Facebook and Twitter, and all parents are encouraged to comment regularly to Ofsted through Parent View. However, in some cases, parents have bypassed the official complaints procedures and taken to social networking sites to criticise and, in some cases, make malicious comments about individual members of staff or the community or regarding decisions that have been taken by setting leaders.

The use of social networking sites to express opinions is an extension of how people already express their views on the internet. People use sites such as 'Trip Advisor' to review holiday accommodation and are encouraged to give online assessments of products they have purchased. However, remarks made about a setting, member of staff or child can be destabilising for a community and for the professional status of staff members who may have had allegations made against them. It can also lead to a 'whispering campaign' which can undermine leadership or target a child or family and can have a negative emotional impact on the children, young people or adults who may have been identified

A key question is how settings should respond to complaints made on social networking sites by parents/carers; the vast number of social media profiles and pages means that it can be hard for settings to proactively monitor issues being discussed by parents. Often, settings will only become aware of a concern when they are brought to their attention by a child, member of staff or parents who has access to the comments.

There is no single effective method of dealing with parents and carers who raise issues on social networking sites. However, settings can take a proactive approach to minimise such incidents rather than having to be reactive and put together a quick response to stop the spread of rumours. This guidance gives several approaches educational settings can use to deal with any problems as well as preventative approaches to help ensure that parents and carers follow the appropriate complaints procedures.

This guide focuses on Facebook and Twitter as they are currently the most common sources of concern; additional guidance for reporting and responding to concerns on other popular social networking sites can be accessed via the Education Safeguarding Adviser (Online Protection).

2. Responding to Specific Concerns

It is important to acknowledge that each situation will be different; there may be complicating factors which need to be considered. The following guidance outlines the basic steps educational setting leaders and managers can take when responding to specific concerns.

A flowchart is provided within Appendix 1.

A. Keep calm

Although sometimes difficult, it is essential that leaders ensure that their response to comments posted on social media is proportionate and impartial. Overreactions or emotionally led responses are likely to inflame the situation, which can mean that a successful positive outcome is less likely to occur for all involved.

Parents and member of the public are entitled to hold opinions about educational settings, many of which will be positive, some might not be so pleasant. Expressing these views however, is not always illegal and it is important to recognise that it isn't possible to prevent people posting comments online. Unless comments make a credible threat towards someone's safety (such as death threats or other specific threats of violence towards staff or children), name a teacher who is subject to an allegation, contain hate content or could be considered as harassment (and therefore a criminal offence has been committed) comments cannot and will not always be removed. Please see appendix 2 for further details on potential legal implications.

However, this does not mean that this behaviour should be tolerated, especially if it is directed at specific members of the community. The best course of action is for leaders to adopt a partnership approach with parents, where possible, and to speak directly with any members of the community involved when concerns are raised.

In some cases, leaders may decide that the best response will simply be to monitor the situation. In these situations, leaders should still follow the below guidance regarding gathering evidence, in case action is required at a later stage.

B. Gather evidence

When a setting becomes aware of any information that is damaging towards an individual member of staff and/or community, it is important to gather evidence (such as [screenshots](#) and print-outs, includes times, dates and names where possible and ensuring the identity of the person who reported the issue is removed) and establish exactly what has been posted. It is important that evidence be obtained so that the facts can be established.

When dealing with cases involving Facebook, parents may have set up a page or closed/secret group to discuss or in some cases, criticise the setting or members of staff. On a Facebook page, comments will always be public. In a closed or secret group, they will only be visible to group members. It is important where possible, to find out who has set up the page or group, as usually this is the parent who has the grievance. It can be difficult to trace the owner of a Facebook “page”, however a closed group will publicly identify the members, and also which members are “administrators”.

It is essential that members of staff, including non-teaching staff and governors, do not become embroiled in any of the discussion as this can inflame the situation. Leaders should ensure that members of staff are aware of how to respond to concerns - further information is contained within section 4: 'Preventative Actions'.

In some cases, parents may post comments on their own personal Facebook profiles. The visibility of these comments will depend on the individual parent’s privacy settings. If a comment is public (this is indicated by the presence of a globe icon next to the post) then it will be visible to anyone who has access to the internet, even if they do not have a Facebook account. Other privacy settings may include “friends only” (only those people who are friends with the original poster can see the comment) or “friends of friends”. In cases where comments have been shared with “friends of friends” or “friends only”, it is essential that headteachers/managers ensure that the identity of the person who brought the concern to the settings attention is protected as far as possible.

C. Reassuring those affected

It is important that any evidence is kept, enabling settings to collate a record of events; this should include usernames, specific dates and times, as well as actions taken. In many situations this will be a one-off concern which can be resolved quickly, however in some situations this could be part of a bigger or ongoing issue; therefore, a clear chronology will be essential if further action is required.

i. Supporting staff

If individual members of staff have been targeted or mentioned, then leaders will need to be mindful of their duty of care to those involved as there is a specific duty on employers to protect their staff from third party harassment.

Appropriate support will depend on the nature of the concerns and the reaction of the individual. If the member of staff is already aware of the comments, headteachers/managers should explain to them how they intend to address the concerns and offer support to them. Leaders should encourage staff to let them know if there is any further support that they feel they need.

If the member of staff is unaware of the comments, headteachers/managers should consider if it necessary to inform them, and if so, what would be the best approach. Depending on the nature

of the comments, this decision may require additional advice via the AEO, Education Safeguarding Team, LADO (if the comment is an allegation) or other professional body.

- Staff may wish to contact their professional union for additional support and guidance
- Support may be accessed via the Education Support Network: www.educationsupportpartnership.org.uk
- Staff and leaders can also access help via the Professional Online Safety Helpline: www.saferinternet.org.uk/about/helpline
- The settings may want to take legal advice from their personnel provider
- If any allegation have been made against a member of staff, headteachers/managers will need to discuss those concerns directly with the LADO team: www.kelsi.org.uk/child-protection-and-safeguarding/managing-staff-allegations

Additional links and support:

- The Professionals online safety helpline has useful guidance for schools and settings: www.saferinternet.org.uk/news/minimising-reputational-risk-advice-for-professionals
- Childnet Teacher Guidance: www.childnet.com/teachers-and-professionals/for-you-as-a-professional
- The Department for Education Preventing and Tackling Bullying (July 2017) www.gov.uk/government/publications/preventing-and-tackling-bullying
- The Education People's Education Safeguarding Team provides advice and support via the Education Safeguarding adviser (Online Protection) and Area Safeguarding Advisers: www.kelsi.org.uk/child-protection-and-safeguarding/e-safety
- If the Headteacher is a member of the NAHT then they also have very useful guidance on their website. www.naht.org.uk

ii. Supporting other members of the community

There have been cases where negative or malicious comments posted on social media have not been about a member of staff, but about a child or another parent. It is important that headteachers/managers are aware of the need to promote the wellbeing and safety of the whole community, however, they should also be aware of some of the limitations and be clear about how achievable this may be in some cases.

When responding to issues where parents are writing negative or unkind comments about other parents, the setting needs to consider how best to mediate concerns (if appropriate) and to what extent they can resolve concerns if they are having a detrimental impact on the setting. In cases where there is a concern regarding physical violence headteachers/managers will need to involve the police.

In some cases, there may be a requirement to consider the potential safeguarding impact (including emotional consequences and a risk to physical safety) on children if comments are made online about them. In many cases children will be unaware of these comments, especially

where they are not using social media, however in some situations children may be made aware by their parents. Settings should be aware that 'playground' gossip can cause considerable emotional distress to children and action will be required. A discussion may need to take place with a wider group of parents and settings may need to undertake direct work with a group of children to address concerns. In some cases, it may require involvement of other external agencies (such as the police if credible threats are being made) in line with existing safeguarding procedures.

If headteachers/managers are unclear about how to respond, they should seek advice from the Education Safeguarding Team.

D. Meet face to face with parents or carers involved

In most incidents, a face to face meeting with the parents involved can resolve the matter. This allows the headteacher/manager to identify the parents' concern and will help ensure that a suitable solution is put into place, or to instigate the official complaints process.

In many cases, the reason why a parent has made comments about the setting or staff members online is due to being oblivious about the implications of making such comments, or because they are unaware of or disillusioned with the complaints procedure. An immediate response in writing can occasionally inflame situations (and indeed in some cases ends up being shared on social media itself) so a face to face or "offline" discussion is likely to have a more positive outcome. If multiple parents are involved, settings should consider how best to respond safely and effectively, whilst maintaining confidentiality. This may require multiple meetings with parents on an individual basis.

The headteacher/manager (or other appropriate member of senior leadership staff) should meet with the parents to express their disappointment with the current situation and explain that the setting would like to work with them to resolve the problem that is obviously causing them distress. Headteachers/managers should address the matter of social networking with the parents concerned and explain how this behaviour can have a detrimental impact on the setting and potentially their children's education, while not allowing the setting to address their concerns.

It can be helpful, at this point, to discuss the importance of considering any messages they post online in the future, as these can have a detrimental impact on themselves as well as the wider community. Parents should be made aware that comments posed online (even if made "privately") can easily be misread or misinterpreted and can also be shared without their knowledge or consent.

At this meeting it is important that printouts of the allegations or comments are available for parents; again, settings should take steps to ensure that any content which could identify the individual who brought it to the settings attention is removed.

At this stage, it is important that the headteacher/manager requests that any offending posts or pages are immediately removed and encourages the parents to work with the setting, following the complaints procedure if they are unhappy. If parents refuse to remove content, headteachers/managers can report the concern to website (see appendix 4 for advice regarding reports to Facebook) or escalate the concern to the Professional Online Safety helpline: www.saferinternet.org.uk/about/helpline .

If the meeting does not have a successful outcome, it is important for the headteacher/manager to stress that the setting may have to take further action to resolve the matter. Although it is important not to cause further problems, the professional status of staff and the setting needs to be maintained and it cannot be compromised by any malicious comments or allegations. The setting may want to warn the parents that any existing comments or a continuation of posts could lead to civil or criminal action being taken, although the setting would prefer to avoid having to take this route.

If headteachers/managers think that a criminal offence has been committed or believe that speaking directly to the parents would lead to a confrontation or offence being committed, they should speak with their Local Kent Police contact to work together to support the setting in discussing this with the parent concerned in more detail.

3. Resolving Difficult Situations

If the matter is not resolved through a face to face meeting, the setting has several options to try and address the situation. While the setting will not want to escalate the matter unnecessarily, it is crucial that they try to come to a sensible and proportionate conclusion.

A. Arrange a further meeting and invite the chair of governors/committee

To ensure that the parents understand the seriousness of the matter, a further meeting could be arranged with the chair of governors or committee (as appropriate to the setting) present to convey the damage that these comments are having on the community. It is essential that the chair of governors etc. is fully briefed before the meeting and that a common approach is taken by the setting to address this matter. Again, it gives an opportunity for the parents to share any grievances and for an action plan to be established to deal with any concerns expressed.

If parents refuse to meet with the setting, the headteacher/manager/chair of governors may wish to use the final letter in appendix 2. Please note that all other options should be explored before using this letter.

B. Report content to the site involved

If parents do not agree to remove any offending content, the setting can report content to the website where it has been posted. This raises a 'ticket' with those who monitor content on the site, so they can assess this in relation to whether any of the terms and conditions have been violated. Settings should be aware that there may be a time delay in the review of this content and that if the content does not breach the terms and conditions, the site administrators will not remove it. Forced removal of comments will only occur if the comments break the law or break the website's terms and conditions.

Information about how concerns can be reported to Facebook and Twitter can be found in appendix 4 and 5. For other services it may be helpful to visit the site being used; many platforms have a help or report section.

C. Seek further advice

The final step in some cases may be for a setting to seek legal advice on comments posted on a social media site. In some cases, this has resulted in a letter from a solicitor being sent out to the parents warning them that malicious allegations could result in legal action. Headteachers and managers should be aware that in some cases this can have a detrimental impact and may inflame situations further; it is recommended to try all other possible routes before proceeding.

In cases where a criminal offence has been committed, police advice should be sought at an early stage. This should usually take place via 101, but if there is an immediate risk of harm to any member of the community, this should be reported via 999. It is advisable that settings record any crime reference numbers etc., even if police action is not considered to be necessary.

If an allegation has been made against a member of staff, advice must be sought from the LADO service.

If educational settings are concerned that an issue may receive media attention, they may wish to seek advice from their local authority press team. Additionally, advice may be gathered via their own support channels, such as professional unions, personnel providers, legal support services or academy chains etc.

- For Kent educational settings, the KCC Press Office can be accessed via: www.kccmediahub.net/about

D. Dealing with complaints from members of the public

In some cases, complaints may be posted on social media by a member of the public; this could be a friend or family member of a parent, or someone completely unknown to the setting. In these situations, settings may only be able to act if the comments are criminal or are deemed to have broken the sites terms and conditions.

If the person is known to a parent (for example they have commented on parents own post on their Facebook profile), the best approach will be to discuss the concern with the parent as outlined in section 2.

If the person is not identifiable (for example anonymous accounts on google reviews or Twitter profiles), the setting should report the content to the site concerned but be aware that it may not be removed.

If the comments posted by a member of the public give the setting a reason to believe that a member of the community is at risk of harm (such as credible threats are made against an individual) or believe a criminal offence has been committed, advice should be sought from the police.

Leaders should consider if it is always required for them to respond directly to complaints made by members of the public. If it is deemed necessary, it is important to ensure the response is proportionate and impartial; overreactions or emotionally led responses are likely to inflame the situation further. In some cases, leaders may decide that the best response will be to monitor the situation. Leaders should still gather evidence and record decision making, in case further action is required at a later stage.

If educational settings are concerned that an issue posted online by a member of the public may receive media attention, they may wish to seek advice from their local authority press team. Additionally, advice may be gathered via their own support channels, such as professional unions, personnel providers, legal support services or academy chains etc.

- For Kent educational settings, the KCC Press Office can be accessed via:
www.kccmediahub.net/about

4. Preventative Actions

Allegations or malicious comments against members of staff or the setting can have an unwanted effect on the setting's ethos, which can result in a detrimental effect on children and young people. It is crucial that settings take steps to try and prevent these types of issues from reoccurring.

It is important for leaders to be realistic about what they hope to achieve when responding to negative comments or complaints on social media. Leaders should remember that isn't always possible to prevent parents posting comments online, and comments cannot always be removed. The focus should therefore be on achieving the best outcomes for children, especially if they are at the centre of the concern.

A. Build a whole community ethos towards safe use of social networking

Settings may wish to regularly highlight awareness regarding responding use of social networking such as via newsletters etc. Example text and letters can be found in appendix 3.

If there have been specific issues, settings could consider sending a specific letter to parents to encourage them to be mindful about what they post on social networking sites and to be aware of the impact such comments could have on the community. The letter could also include the fact that unpleasant or hurtful comments should not be posted online as they may potentially be considered as a criminal offence. For template letters please see appendix 3.

The setting may want to remind all parents of the official communication and complaints channels which are available to be used should they need them, as this is the most appropriate way of dealing with any concerns. Settings may also wish to remind parents that they can "report" any unpleasant comments or content to Facebook or other social networking sites, who may remove comments and block/ban users who break these rules. Parents should also be aware of the importance of role modelling appropriate behaviour for their children online, much like they should offline.

Leaders should ensure that all members of staff receive safeguarding training that is robust and up-to-date and covers online safety (as identified within 'Keeping Children Safe in Education' 2018). This training should include ensuring that all members of staff know how to respond to concerns they may see online in a way that supports the setting and does not compromise their professional role. Leaders should ensure that all members of staff sign an Acceptable Use Policy (AUP) and are aware of expectations with regards their use of social media.

B. Acceptable Use Policies (AUP)

Settings should have an AUP that is signed by staff and pupils to ensure that they use digital technology and the internet safely and understand the sanctions resulting from breaches of this policy. Many settings have included statements that refer to parental support on this matter and these also ask parents to monitor children and young people's use of digital technology and social media while they are out of the setting. The policy should be reviewed and, where necessary, updated on an annual basis; settings could include a statement on parental use of social networking. Please be aware that this approach can sometimes be difficult to enforce. Further advice and guidance regarding AUPs can be found at www.kelsi.org.uk/child-protection-and-safeguarding/e-safety

Example statement:

'As a parent, I support school safeguarding policies and I will ensure that I monitor my child's use of the internet (including social networking) outside of school. I will act as a positive role model to my child by ensuring that I use social networking sites responsibly.'

C. Setting policies (including the complaints policy)

Whenever there is a dispute between a parent and a setting, it is important that the complaints procedure is followed so that grievances are taken seriously, and solutions can be quickly found

to ensure that a learner's education is not disrupted. The complaints policy should be easily accessible via the setting website. Headteachers/managers may also wish to draw attention to this concern in other related policies including anti-bullying, Safeguarding, online safety, data protection/security and confidentiality.

In accordance with 'Keeping Children Safe in Education' 2018, schools should have a staff code of conduct, which covers the use of social media. Settings may choose to have a specific social media policy (or integrate this within existing policies such as an online safety policy). A social media policy should cover appropriate use of social media by the setting and identify appropriate behaviour on social media for all members of the community. Further advice and guidance regarding social media policies can be found at www.kelsi.org.uk/child-protection-and-safeguarding/e-safety

D. Home-Setting Agreements

Most settings have a contract between parents and the setting to ensure that children and young people are fully supported with their learning and welfare both inside and out of the classroom. Many of the statements refer to parents reinforcing settings' policies on homework, behaviour and conduct. To counter parents discussing sensitive issues about individual teachers or learners on social networks, many settings include a statement on the Home-Setting Agreement to try and stop parents from making derogatory or malicious comments. While it is difficult to monitor parents' use of social networking sites, it does show that the setting takes this matter seriously and, the fact that parents have signed the agreement means that they have a responsibility to act appropriately.

Example statements:

"We will support the school's approach to online safety and will not upload, share or add any pictures, video or text that could upset, offend or threaten the safety of any member of the school community".

"Parents and carers are reminded to use existing structures when making any complaint about the school or a member of staff. They are advised not to discuss any matters on social networking sites".

'If at any time during your child's time at **xxxx** school, you wish to make a complaint, then you are advised to follow the school's complaints procedure, which can be found on the school website [**insert link**]. We request that all parents and carers refrain from using social networking sites to discuss sensitive issues about the school.'

E. Promote positive use of social media

Some settings are now exploring the proactive use of social media as a positive engagement tool for parents. Many social media complaints arise out of parental frustrations and because parents may feel that they are not listened to or valued by settings; therefore, many parents take the

matter out of the settings hands and set up unofficial and unapproved Facebook pages or groups.

In some cases, Facebook pages or groups may be set up and run (either officially or unofficially) via parent teacher associations or other similar groups. It is important that in these cases the headteacher/manager is involved in ensuring that the groups are run in accordance with the settings policies and clear boundaries are in place about appropriate online behaviour. The Kent AUP template guidance includes a template acceptable use policy for official parent run Facebook pages/groups and the “using social media” guidance includes disclaimers and advice for leaders.

If a setting has an official and appropriately managed Facebook page or group this can minimise some of the concerns or ensure that the setting has a way to respond appropriately via an official and approved communication channel.

F. Other approaches

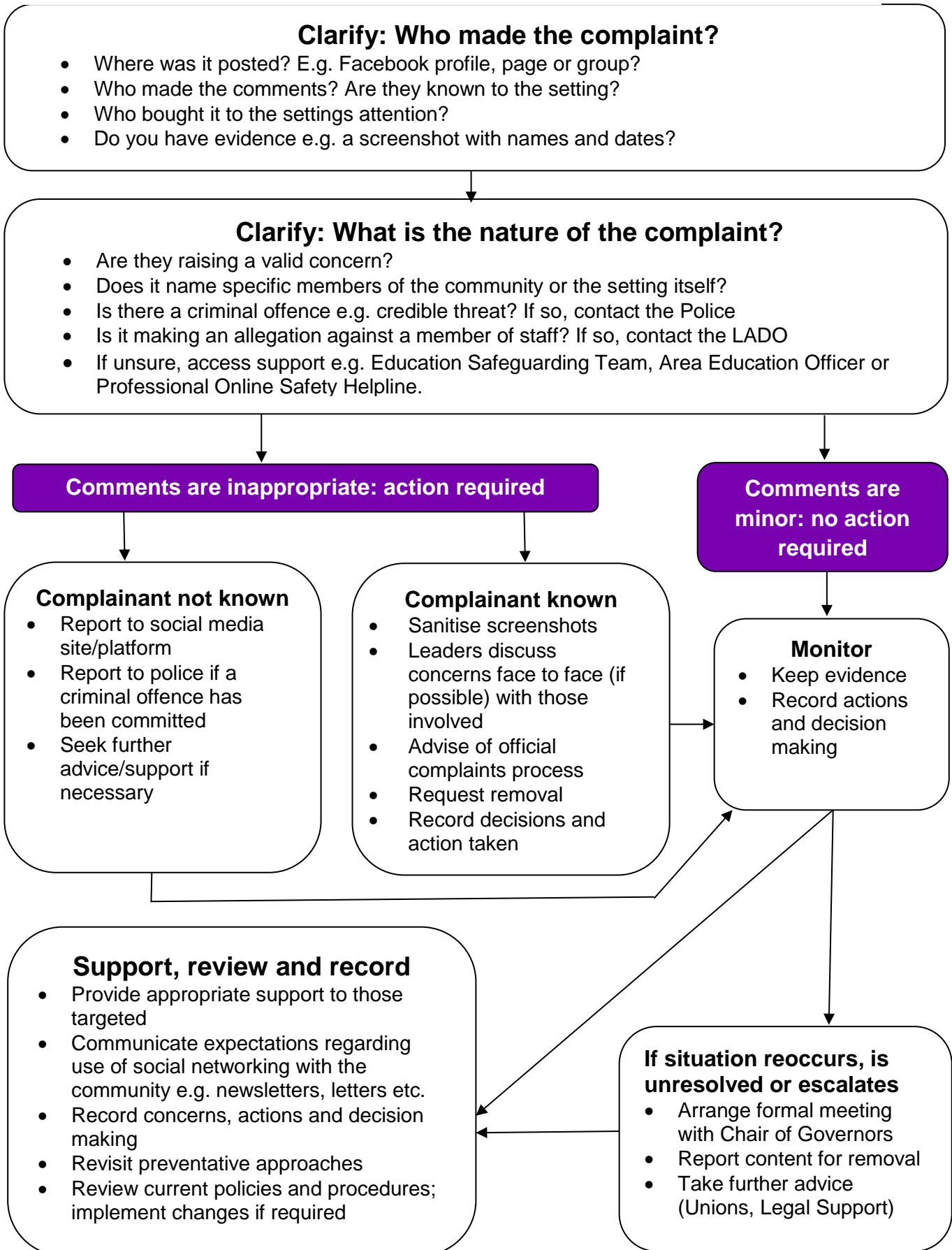
Headteachers/managers may want to consider implementing a range of routes to encourage parents to raise concerns directly with the setting, for example ensuring a senior member of staff is available on the gate at the start and end of the day, dedicated email accounts etc.

5. Conclusion

In the age of social media, all institutions need to be robust against criticisms and opinions. Complaints by parents are nothing new for educational settings, in the past many parents have made comments on the playground or have gone to local media outlets such as newspapers to highlight decisions or complaints. However, today, these complaints can easily be shared in the public domain and a post on a social networking site can reach thousands of users instantly, damaging reputations and giving a misleading slant to any issue

Educational settings cannot monitor every comment posted on social networking sites, but they can be proactive in trying to ensure that parents and carers are aware of the appropriate processes in place to raise complaints or concerns, as well as their responsibility to act as a ‘positive online role model’ to their children.

Appendix 1: What to do if a complaint is made on a social networking site



Appendix 2: Legal Information

In most circumstances where parents or members of the public are expressing an opinion, it is not possible to take legal action. However, if settings feel it is necessary to pursue a legal course, we recommend they contact legal support services and/or Kent Police.

In some situations, comments posted on social media may be a criminal or civil offence; if so, action could be considered under some of the following legislation.

This is not legal guidance; settings are advised to take appropriate legal advice if required. Please note that this list is not exhaustive, and, in some cases, other legislation may apply.

Criminal Concerns

- **Protection from Harassment Act 1997:** This Act is relevant for incidents that have happened repeatedly (i.e. on more than two occasions). The Protection from Harassment Act 1997 makes it a criminal and civil offence to pursue a course of conduct which causes alarm and distress, which includes the publication of words. The victim can also bring a civil claim for damages and an injunction against the abuser, although this is a remedy that is only used by individuals with the financial means to litigate. It is only possible if the abuser can be identified, which is not always possible.
- **Malicious Communications Act 1988:** Section 1 makes it an offence to send an indecent, grossly offensive or threatening letter, electronic communication or other article to another person with the intention that it cause them distress or anxiety.
- **Public Order Act 1986 (sections 17 — 29):** This Act makes it a criminal offence to stir up racial hatred by displaying, publishing or distributing written material which is threatening.
- **Communications Act 2003:** Section 127 covers all forms of public communications, and subsection (1) defines an offence of sending a 'grossly offensive...obscene, indecent or menacing' communication. Subsection (2) defines a separate offence where for the purposes of causing annoyance, inconvenience or needless anxiety, a person sends a message which that person knows to be false (or causes it to be sent) or persistently makes use of a public communications system.
- **Racial and Religious Hatred Act 2006.** This Act makes it a criminal offence to threaten people because of their faith, or to stir up religious hatred by displaying, publishing or distributing written material which is threatening.
- **The Education Act 2011** makes it an offence to publish the name of a teacher who is subject to an allegation until such a time as that they are charged with an offence. All members of the community need to be aware of the importance of not publishing named

allegations against teachers online as this can lead to prosecution; settings should contact the LADO for further guidance.

Civil Concerns: Libel and Privacy

Comments made online by parents could possibly be classed as 'Libel' in some cases. Libel is defined as 'defamation by written or printed words, pictures, or in any form other than by spoken words or gestures'. The authors of such comments can be held accountable under Defamation law, which was created to protect individuals or organisations from unwarranted, mistaken or untruthful attacks on their reputation.

Defamation is a civil "common law" tort in respect of which the Defamation Acts of 1952 and 1996 provide certain defences. It applies to any published material that damages the reputation of an individual or an organisation, and it includes material published on the internet. A civil action for defamation can be brought by an individual or a company, but not by a public authority. Libel is a civil and not criminal issue and specific legal advice may be required. Legal advice should be sought if settings or individuals which to consider taking further action.

Where defamatory material is posted on a website, the person affected can inform the host of its contents and ask the host to remove it. Once the host knows that the material is there and that it may be defamatory, it can no longer rely on the defence of innocent dissemination in the Defamation Act 1996. This means that the person affected could (if the material has been published in the jurisdiction, i.e. in England and Wales) obtain a court order (an injunction) to require removal of the material and could sue either the host or the person who posted the material for defamation. Legal advice should be sought if settings or individuals which to consider taking this action.

Other issues

If social media is used to publish private and confidential information (for example breaches of data protection act) about an individual, it could give rise to a potential privacy claim. It is possible to seek an injunction and damages. Legal advice should be sought if settings or individuals which to consider this action.

Appendix 3: Template letters

Please be aware that settings must not share any information which could compromise a live police investigation; please seek advice if this is a concern.

i. Preventative approaches

General Awareness Information for Newsletters

At (**Setting name**) we strive to achieve the best for all children, however we recognise that on some occasions you may feel that we could have done better. We would like to encourage you to come in and discuss any concerns with us by (**insert details e.g. speaking with the headteacher/manager**).

We would be grateful if parents do not use social media to raise complaints but instead, we encourage you to come into **school/setting** and speak with us so that we can understand your concerns and help solve the problem. Complaints on social media can be damaging for the school/setting, its staff and most importantly the children.

If you feel that an issue has not been dealt with appropriately, we will provide you with a copy of the formal complaints procedures.

General Awareness Letter for all parents

Dear Parent/Carers

Online Safety is an important part of keeping children safe at [**school/setting name**]. We can only be successful in keeping children safe online if we work with you to ensure that safety messages are consistent and that all members of the community behave safely and appropriately online.

We are writing to you to request your support in ensuring that our children have responsible online role models when posting and sharing content on social media sites. Whilst we are all entitled to have our own views and opinions, we would like to ask that all members of our community consider how our comments may be misunderstood or misinterpreted when shared online, and the possible impact and consequences on others of our online actions.

If parents have any concerns or complaints regarding the **school/setting**, then we would like to request that they be made using official channels, so we can work together to help resolve the concerns. The complaints procedure and anti-bullying policy and other relevant policies (**such as behaviour or child protection policies**) are available online via our website [**link**] or upon request at the office.

As responsible adults it's important we all consider the potential impact and implications of online behaviour for ourselves and our families, as well as other members of the community. Our **school/setting** is keen to work in partnership with parents and carers to promote responsible internet use and acknowledge how important your role is in setting a good example of positive and responsible online behaviour for your child.

More information about online safety can be found at the following places:

- www.thinkuknow.co.uk/parents
- www.saferinternet.org.uk
- www.childnet.com
- www.nscpsc.org.uk/online-safety
- www.internetmatters.org

If parents/carers wish to discuss this matter further or have any other online safety concerns the please contact [Name] Designated Safeguarding Lead, or myself (if different).

Many thanks in advance for your support in this matter,

[Name]

Headteacher/Manager/Chair of Governors

ii. Letters following specific issues

- **Do not use this letter if sharing it could identify members of the community.**
- **Do not send this letter until after parents involved have been spoken with.**

Template Incident Letter (following a specific issue) for all parents

Dear Parent/Carers

Online Safety is an important part of keeping children safe at [school/setting name]. We can only be successful in keeping children safe online if we work with you to ensure that online safety messages are consistent and that all members of the community behave safely and appropriately online.

Unfortunately, it has been brought to our attention that some parents have been using xxxx as a forum to complain and/or be abusive about the school/setting and/or members of staff/parents/children in the school/setting community. Whilst we are all entitled to have our own views and opinions, we would like to ask that all members of our community consider how this may be misunderstood or misinterpreted when shared online and the possible impact and consequences of these actions. We have spoken to those parents concerned and whilst we can continue to raise the profile of online safety, we need the help of the whole community to support us in keeping our wider community safe online.

It is important that all members of our community understand that the use of technology (including social networking, mobile phones, games consoles and other websites) to deliberately threaten, upset, harass, intimidate or embarrass someone else could be viewed as cyberbullying or harassment. Cyberbullying is just as harmful as bullying in the real world and is not tolerated at [school/setting name]. We take all instances of cyberbullying or harassment involving any members of our community very seriously as we want members of the community to feel safe.

Posting threatening, obscene or offensive comments online can potentially be considered as a criminal offence and can therefore have serious consequences.

Any complaints should be made using the correct and official channels, so we can work together to help resolve any concerns that parents may have. The complaints procedure, anti-bullying policy and other relevant policies (**such as behaviour or child protection policies**) are available online via our website (**link**) or upon request at the office.

I would like to ask all parents to think carefully about the information and comments they post online. As responsible adults it's important that we all consider the potential impact and implications posting such content may have on you and your family as well as other members of the community. I would also like to remind all parents about the need for us all to work in partnership to promote responsible internet use. Your role in setting a good example of positive and responsible online behaviour for your child is crucial.

If parents wish to discuss this matter further, or have any other online safety concerns the please contact [**Name**] Designated Safeguarding Lead, or myself (**if different**).

Many thanks in advance for your support in this matter,

[**Name**]

Headteacher/Manager/Chair of Governors

iii. Letter to use with parents specifically involved in concerns

- **This template should be used with care and only sent if settings are unable to meet with parents involved face to face.**

Dear **parent/carer**

It has been drawn to my attention that you have recently made comments online on [**site**] relating to [**event**]. I enclose a screenshot of the material in question, which you will note has been signed and dated.

I am disappointed that you have chosen to use this medium to express these views and I am greatly concerned about the tone of the comments made and their abusive and threatening nature [**substitute for more appropriate adjectives if necessary**] relating to another member of our community.

It is important that all members of our community understand that the use of technology (including social networking, mobile phones, games consoles and other websites) to deliberately threaten, upset, harass, intimidate or embarrass someone else could be viewed as cyberbullying or harassment. Cyberbullying is just as harmful as bullying in the real world and is not tolerated by our school/setting; (**School/setting name**) take all instances of cyberbullying or harassment involving any members of our community seriously, as we want members of the community to feel safe and happy both on and offline.

Please contact me at your earliest convenience to arrange an appointment as I would appreciate a meeting with you to discuss this matter in an open and constructive manner. I emphasise, that the conversation will remain confidential. My colleague [insert name and role e.g. chair of governors] will be present to act as note-taker and you may also wish to be accompanied by a family member or friend (if needed).

I am sure that we will be able to resolve this situation and achieve a positive outcome and I look forward to meeting with you.

Yours sincerely,


[Name]

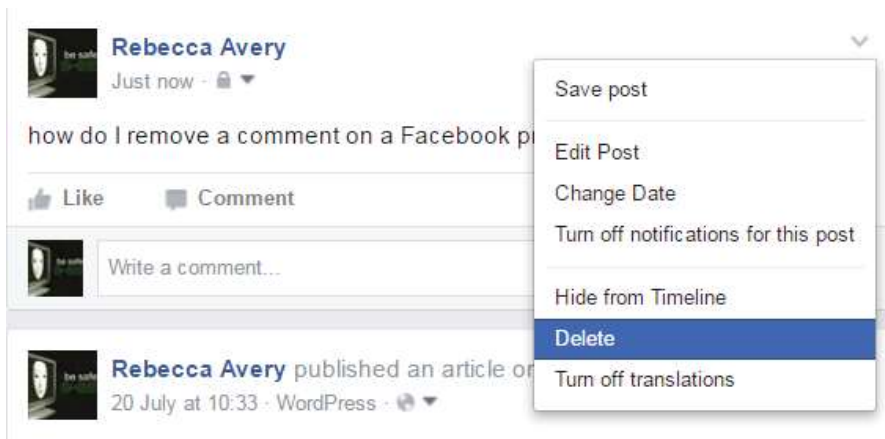
Headteacher/Manager/Chair of Governors

Appendix 4: How to report/remove content on Facebook

Removal

To remove a Facebook post

To remove a comment of a Facebook profile the user must access their profile and click on  in the top right of the post and then select the “delete”




To remove a Facebook page

Only Facebook or the page administrator can delete a Facebook page. To remove a page admin should:

1. Click Settings at the top of your Page
2. From General, click Remove Page
3. Click Delete [Page name] and follow the on-screen instructions

To remove a Facebook group

Only Facebook or the page administrator can delete a Facebook group. Groups are deleted when they have no members. If you've created a group, you can delete the group by removing all its members and then yourself.

1. Go to the group you want to delete and click Members below the cover photo
2. Click  next to each member's name and select Remove from Group
3. Select Leave Group next to your name once you've removed the other members

Note: An admin can't delete a group they didn't create unless the original creator chooses to leave it.

Reporting

When something gets reported to Facebook, they will review it and remove anything that doesn't follow the [Facebook Community Standards](#). Facebook don't include any information about the person who filed the report when they reach out to the person responsible. Please keep in mind that reporting something to Facebook doesn't guarantee that it will be removed.

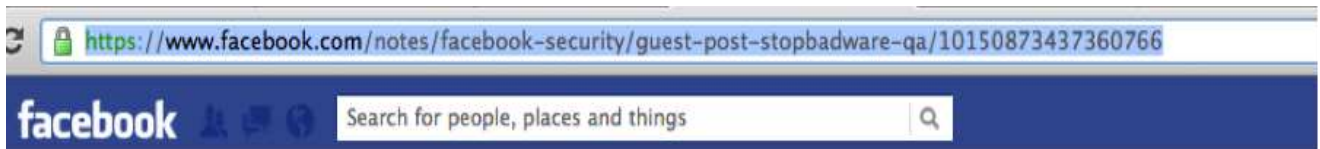
Headteachers/managers may wish to encourage the member of the community who brought the concern to the settings attention to report the issue themselves.

Finding the URL (web address) of a Facebook post

Please note this is not always possible to obtain via the Facebook app. Access will be required via a web browser.

To get a URL:

1. Click the date or time link in the post or comment
2. Copy the link in the web address bar (see EXAMPLE below)



Reporting without an Account

If the headteacher/manager does not have a Facebook account, a report can be made via this form: www.facebook.com/help/contact/274459462613911


To report a concern without an account then you will require the link (URL) to the specific content you're reporting (see above). If you're unable to provide the link to the content, Facebook may be able to find the content if you provide as much of the information below as possible:

- Link to the Facebook profile, Page or group that created the content that you're reporting, and the time and date that the content was posted
- A screenshot of the abusive content. If possible, the screenshot should include the name of the person, Page or group that created the content you're reporting and the time and date it was posted.

To report a Facebook profile:

1. Go to the profile you want to report
2. In the bottom right of the cover photo, click and select **Report**
3. Follow the on-screen instructions

To report a specific comment/post:

1. Click  in the top right of the post you want to report and select **I don't want to see this**
2. Click **Why don't you want to see this?**
3. Choose the option that best describes the issue and follow the on-screen instructions

To report a photo or video:

1. Click on the photo or video to expand it
2. Click **Options** in the bottom right
3. Click **Report Photo** for photos or **Report Video** for videos

To report a message:

1. Open the message you'd like to report
2. Click *** Actions** in the top right
3. Click **Report Spam or Abuse...** and follow the on-screen instructions

To report an abusive Page:

1. Go to the Page you want to report
2. Click **...** on the Page's cover photo
3. Select **Report Page** and follow the on-screen instructions

Facebook will review the Page and remove anything that doesn't follow the [Facebook Community Standards](#). Facebook may also warn or disable the person responsible.

To report a group:

1. Go to the group you want to report
2. Click **...** at the top right
3. Pick **Report Group** from the dropdown menu

To report a comment:

1. In the top right, click 
2. Select **Report**

Appendix 5: How to report/remove content on Twitter

Removal

To delete a Tweet

1. Visit your **Profile** page.
2. Locate the Tweet you want to delete.
3. Click the ∨ icon
4. Click **Delete Tweet**.

Be aware:

- When a Tweet is deleted, it is removed from the users account, the timeline of any accounts that follow the user, and from Twitter search results.
- Retweets of the deleted Tweet will also be removed.
- If other people have copied and pasted part or all of the text into their own Tweet, their Tweets will not be removed.
- If other people have Retweeted the Tweet with a comment of their own, their Tweets will not be removed.
- Tweets may be cached or cross-posted on third-party websites, applications, or search engines. Twitter cannot remove Tweets that are not on twitter.com, Twitter for iOS, or Twitter for Android.

Reporting

When something gets reported to Twitter, they will review it and remove anything that doesn't follow the [Twitter Rules](#) or [Terms of Service](#). Specific policies that may be helpful to access include the [Hateful conduct policy](#) and the [Trademark policy](#).

Twitter doesn't include any information about the person who filed the report when they reach out to the person responsible. Please keep in mind that reporting something to Twitter doesn't guarantee that it will be removed or that an account will be suspended.


Anyone can report abusive behaviour directly on Twitter. Headteachers/managers may wish to encourage the member of the community who brought the concern to the settings' attention to report the issue themselves.

It's important to be aware that once you have reported content to Twitter, it will disappear from your timeline or inbox; it's therefore recommended that you obtain screenshots (including usernames, times and dates) before doing this.

Additional information about reporting abusive behaviour to Twitter can be found at: <https://help.twitter.com/en/safety-and-security/report-abusive-behavior>

How to find a Tweet's URL

In some cases, it may be helpful to access the [URL](#) (web address of a Tweet)

1. Navigate to the Tweet you'd like the URL of.
2. Click the  icon located within the Tweet.
3. From the pop-up menu, select Copy link to Tweet. The URL should now be copied to your clipboard.

Whenever you view a Tweet's permanent link, you can see:

- The exact time and date the Tweet was posted.
- The number of favourites and retweets the Tweet received.



Reporting without a Twitter account

If the headteacher/manager does not have a twitter account, a report of someone on Twitter engaging in abusive or harassing behaviour can be made via this form:

<https://help.twitter.com/forms/abusiveuser>

To report a concern without an account then you will require the link (URL) to the specific content you're reporting (see above how to do this).

How to report profiles for violations:


1. Open the profile you'd like to report.
2. Select the overflow icon  (via twitter.com and Twitter for Android) or tap the gear icon  (from Twitter for iOS).
3. Select Report and then select the type of issue you'd like to report.
4. If you select 'They're being abusive or harmful', Twitter will ask you to provide additional information about the issue you're reporting. Twitter may also ask you to select additional Tweets from the account you're reporting so they have a better context to evaluate your report.
5. Twitter will include the text of the Tweets you reported in any follow-up emails and notifications to you. To opt-out of receiving this information, please uncheck the box next to 'Updates about this report can show these Tweets'.
6. Once you've submitted your report, Twitter may provide recommendations for additional actions.

How to report an individual Direct Message:

1. Click into the Direct Message conversation and find the message you'd like to flag.
2. Hover over the message and click the report icon when it appears.
3. Select 'Report @username'.



4. If you select 'It's abusive or harmful', Twitter will ask you to provide additional information about the issue you're reporting. Twitter may also ask you to select additional messages from the account you're reporting so they have better context to evaluate your report.
5. Once you've submitted your report, Twitter provide recommendations for additional actions you can take to improve your Twitter experience.

How to report a Tweet:

1. Navigate to the Tweet you'd like to report on twitter.com or from the Twitter for iOS or Android app.
2. Click or tap the  icon.
3. Select Report.
4. Select 'It's abusive or harmful'.
5. Twitter will ask you to provide more information about the issue you're reporting. Twitter may also ask you to select additional Tweets from the account you're reporting so they have better context to evaluate your report.
6. Twitter will include the text of the Tweets you reported in follow-up emails and notifications to you. To opt-out of receiving this information, please uncheck the box next to 'Updates about this report can show these Tweets'.
7. Once you've submitted your report, Twitter will provide recommendations for additional actions.

How to report an account that has been blocked:

You can report an account that you have blocked or that has blocked you.

1. Go to that account's profile and click or tap the gear icon  or overflow icon  and select 'Report'.
2. Twitter will ask you to provide additional information about the issue you're reporting.

Disclaimer

The Education People make every effort to ensure that the information in this document is accurate and up-to-date. If errors are brought to our attention, we will correct them as soon as practicable.

The copyright of these materials is held by The Education People. However, educational settings that work with children and young people are granted permission to use all or part of the materials for not for profit use, providing the Education People copyright is acknowledged and we are informed of its use.