



# Learning Overview: Autumn 2 2018


## Year Group: 2

### Topic: Inventors

<b>Core Value</b>	<b>Fairness</b>
-------------------	-----------------

**This intended learning sequence is flexible and may change depending on the needs of the children.**

	English	Mathematics
<b>Week 1</b>	<p>This half term we shall be studying the author and illustrator Quentin Blake and his hilarious collection of Mrs Armitage stories. We shall be using these stories as a stimulus for writing our own stories.</p>	<p><b><u>Addition &amp; Subtraction (2/5 weeks)</u></b>            Adding and subtracting 10s (inc. 10 more/10 less)            Addition of 2digit and 1 digit numbers            Subtraction of 2digit and 1 digit numbers</p> <p>Addition of 2 2 digit numbers without carrying. Subtraction of 2 2 digit numbers without borrowing. Then with carrying and borrowing.</p>
<b>Week 2</b>	<p>Planning our own version of Mrs Armitage on Wheels.</p> <div style="text-align: center;">  </div>	<p>Word problems involving addition and subtraction</p> <p>We have used base 10 apparatus to help us understand what is happening and will be using number lines to count forwards and backwards for adding and subtraction.</p>
<b>Week 3</b>	<p>Writing our own version of Mrs Armitage on Wheels</p>	<p><b><u>Money (2 weeks)</u></b>            Counting amounts of money (using plastic money and pictures) - counting pence, pounds and notes.            Selecting the correct amount from a group of coins.            Making an equivalent amount (using different coins)            Comparing amounts of money            Finding the total of two amounts            Finding the difference between amounts</p>
<b>Week 4</b>	<p>Persuasion - designing our own advert for a Mrs Armitage inspired vehicle.</p>	<p>Finding change            Two step word problems involving addition/subtraction of money.</p>
<b>Week 5</b>	<p>Persuasion - designing our own advert for a Mrs Armitage inspired vehicle.</p> <div style="text-align: center;">  </div>	<p><b><u>Multiplication &amp; Division (2 weeks)</u></b>            Recognise equal groups            Make equal groups            Add equal groups            Multiplication sentences using the X symbol            Multiplication sentences from pictures            Arrays            2s, 5s, 10s and 3 x tables</p>

<b>Week 6</b>	Author study and other Quentin Blake books.		
<b>Week 7</b>			Revision and Assessment week

### **Foundation Subjects**

**Science:** Children will learn how to identify and name materials and their properties, and know their suitability for products. They will perform simple tests to find out which materials make the best wheels and which material would be best for Mrs Armitage's sail or umbrella!

**ICT:** "We Are Games testers" unit.

**History:** Children will develop an awareness of the past through finding out about famous inventors and their inventions such as the Wright brothers and Henry Ford. We shall also find out about the vehicles of the past.

**RE:** "Special Places" - our unit from the last half term continues.

**PSHE** Me and Medicine and Drugs - discussing: substances that are safe and unsafe to go into our bodies, injections, who helps keep us healthy, helping ourselves get better when we are unwell

**PE:** Gymnastics and Circuits. Please ensure the children have a **named PE kit** in school at all times. PE will be on a:

2SM – Thursday am and Friday pm  
2RP/JG Monday and Wednesday

**Art and DT:** To learn about a famous artist from the past (Kandinsky) and to copy one of his circle paintings. Children will also design and create a vehicle for the eccentric Mrs Armitage, adding lots of quirky things which would be useful on a vehicle (for example trampolines and swimming pools - the cars of the future!)

**Music:** Charanga unit - "Ho Ho Ho"

**Important dates:**

- Learning Conferences: Tuesday 13th November, Wednesday 14th and Thursday 15th November

**Homework:** As per the school's Homework Policy:

- Reading – to an adult daily.  
**In Year 2 we encourage the children to take greater responsibility for changing their books. When a child has read all of their given books, they are to place their book bag/books and reading record in the box in their room, ready for an adult to help them change their books. Please can you remind your child to do this independently, when they are ready for a book change.**
- 10 spellings a week, taken from high frequency words and words from the new National Curriculum for Year 2. These words will be handed out on a Friday and tested the following Friday. Please remember to have the spelling books in school for a Friday.
- Once a half term, a Maths problem solving task
- Topic related research topics (e.g finding out about different inventors)
- Use Sumdog to support and enhance Maths learning.